

Contents

- I. Welcome Message / 1
- II. Committees / 2
- III. Sponsors / 4
- IV. Conference Information / 5
 - Registration
 - ICNS 2017 Special Issue in Physica B (Elsevier)
 - SpringerNature Best Poster Awards
 - Transportation
 - Restaurants
 - Accommodations
- IV. Social Programs / 13
- V. Plenary and Invited Speakers / 14
- VI. Walter Halg Prize and AONSA Prize / 26
- VII. Scientific Programs / 28
 - Presenter and Chair Information / 28
 - Oral Session / 31
 - Poster Session / 107
- VIII. Exhibition Information / 181
- IX. Author Index / 197

Welcome Message

On behalf of the Organizing Committee, we are very much honored and delighted to welcome you to the International Conference on Neutron Scattering 2017 (ICNS 2017) which is held at the Daejeon Convention Center, Daejeon, the Republic of Korea from July 9 to 13, 2017.

The ICNS 2017 is the largest international platform for sharing and exchanging the latest exciting advances in neutron scattering science, which brings together scientists from a wide range of disciplines including physics, biology, chemistry, materials science, engineering materials, earth science, and neutron sources and instrumentations.

The ICNS 2017 has received over 700 abstracts including distinguished invited papers from all over the world, which makes an excellent scientific program for ICNS 2017. The ICNS 2017 has also received supports from many sponsors and exhibitors, which greatly help to make the ICNS 2017 successful. We would like to take this opportunity to express our deepest appreciation for your participations and supports for the ICNS 2017.

Daejeon, the host city of the ICNS 2017, is known as the City of Science which has been a powerhouse of the most exciting scientific and technological advances in Korea over the last 30 years with more than 30 government and industrial research institutes which have state-of-art facilities such as HANARO Neutron Facility. Daejeon is also very close to ancient capital cities and only about 50 minutes away from Seoul, the capital city of Korea, by high-speed train. This will allow you to experience various Korean cultures as well as Korean science and technology.

Once again, we sincerely welcome you all and appreciate your participations and supports for ICNS 2017. We hope your attendance of the ICNS 2017 is enjoyable and memorable as well as scientifically fruitful.

Thank you very much.

Sincerely yours,

The Organizing Committee of ICNS 2017
co-Chair, In-Cheol Lim (Vice President of KAERI)
co-Chair, Sung-Min Choi (President of KNBUA)

Committees

Organizing Committee

- Honorary Chairs
 - Jaejoo Ha (KAERI)
 - Mahn Won Kim (KAIST)

- co-Chairs
 - In-Cheol Lim (KAERI)
 - Sung-Min Choi (KAIST)

- Members
 - Soo Hyung Choi (Hongik Univ.)
 - Jae-Ho Chung (Korea Univ.)
 - Young-Soo Han (KAERI, Treasurer)
 - Moon Jeong Park (POSTECH)
 - Sungil Park (KAERI)
 - Sungkyun Park (Pusan National Univ.)
 - Chang-Hee Lee (KAERI)
 - Baek-Seok Seong (KAERI)
 - Kwanwoo Shin (Sogang Univ., Secretariat)

- Co-organized by
 - Korea Atomic Energy Research Institute (KAERI)
 - Korea Neutron Beam User Association (KNBUA)

- Supported by
 - The Korean Nuclear Society
 - The Korean Physics Society
 - Daejeon Metropolitan City
 - Korea Tourism Organization
 - Daejeon International Marketing Enterprise
 - Ministry of Science, ICT and Future Planning

International Advisory Committee

- Ki Bong Lee (POSTECH, Korea, Chair)
- Christiane Alba-Simionesco (LLB, France)
- Masatoshi Arai (ESS, Sweden)
- Dimitri Argyriou (ESS, UK)
- Alexander Belushkin (FLNP/JINR, Russia)
- Robert Briber (Univ. of Maryland, US)
- Javier Campo (Univ. of Zaragoza, Spain)
- Samrath L. Chaplot (BARC, India)
- Dongfeng Chen (CIAE, China)
- Hesheng Chen (IHEP, China)
- Sow-Hsin Chen (MIT, US)
- Yasuhiko Fujii (JPS, Japan)
- Bruce Gaulin (McMaster Univ., Canada)
- Toshiji Kanaya (J-PARC, Japan)
- Evvy Katrini (BATAN, Indonesia)
- Paul Langan (ORNL, US)
- Wen-Hsien Li (National Central Univ., China)
- In Cheol Lim (KAERI, Korea)
- Keith McEwen (Univ. College London, UK)
- Robert McGreevy (ISIS, UK)
- Joel Mesot (PSI, Switzerland)
- Ferenc Mezei (ESS, Hungary)
- Kell Mortensen (Univ. of Copenhagen, Denmark)
- Dan A. Neumann (NIST, US)
- Catherine Pappas (TU Delft, The Netherlands)
- Winfried Petry (TU München, Germany)
- Robert Robinson (ANSTO, Australia)
- Stephan Rosenkranz (ANL, US)
- Helmut Schober (ILL, France)
- Poong Hyun Seong (KAIST, Korea)
- Sunil K. Sinha (Univ. of California, San Diego, US)
- André Strydom (Univ. of Johannesburg, South Africa)
- John M. Tranquada (BNL, US)
- John William White (Australian Nat'l Univ., Australia)

International Program Committee

- Kookheon Char (Seoul National Univ., Korea, Chair)
- Ken Andersen (ESS, Sweden)
- Paul Butler (NIST, US)
- João Cabral (Imperial College London, UK)
- Bryan Chakoumakos (ORNL, US)
- Myung Chul Choi (KAIST, Korea)
- Jae-Ho Chung (Korea Univ., Korea)
- David Cole (Ohio State Univ., US)
- Giovanna Fragneto (ILL, France)
- Victoria Garcia-Sakai (ISIS, UK)
- Paolo Imperia (Bragg Institute, Australia)
- Ronald Jones (NIST, USA)
- Takashi Kamiyama (KEK, Japan)
- Brendan Kennedy (Univ. of Sydney, Australia)
- Yeongduk Kim (Sejong Univ. / IBS, Korea)
- Regine von Klitzing (Technische Univ. Berlin, Germany)
- Yongjae Lee (Yonsei Univ., Korea)
- Seongsu Lee (KAERI, Korea)
- Seung Wook Lee (Pusan National Univ., Korea)
- Eberhard Lehmann (PSI, Switzerland)
- Marie-Hélène Mathon (CEA, France)
- Moon Jeong Park (POSTECH, Korea)
- Toby Perring (ISIS, UK)
- Christian Pfeleiderer (TU München, Germany)
- Baek Seok Seong (KAERI, Korea)
- Shinichi Shamoto (JAEA, Japan)
- Mitsuhiro Shibayama (Univ. of Tokyo, Japan)
- Hirohiko M. Shimizu (Nagoya Univ., Japan)
- Suzanne G.E. te Velthuis (ANL, USA)
- Xun-Li Wang (City Univ. of Hong Kong, China)
- Wanchuck Woo (KAERI, Korea)

Sponsors

Platinum



Gold



Science & Technology
Facilities Council



Silver



The University of Tokyo
The Institute for
Solid State Physics



Other



SPRINGER NATURE

International Neutron Scattering Associations



Conference Information

Registration

Registration fee for the conference includes admission to all technical sessions, entrance to the Exhibition and Welcome Reception, Conference Dinner as well as a copy of the Conference Program.

** Hanaro Tour will only be available for those who have applied in advance.

Registration Hour

Date	July 9 (Sun.)	July 10 (Mon.)	July 11 (Tue.)	July 12 (Wed.)	July 13 (Thu.)
Time	15:00~18:00	08:00~17:00	08:00~18:00	08:00~18:00	08:00~18:00

Onsite Registration fee

Category	On-site Registration
Regular	USD 750
Student	USD 450
Retired	USD 450
Companion / Spouse	USD 250

Receipt of registration

You can find receipt on the back of your name tag. If you need paper receipt with Stamp, please visit Registration desk to get it.

Certificate of Attendance

If you need a certificated of attendance, please write your name and registration number at the registration desk. You will be able to pick up on the next day.

Access to Abstracts to the web

All the abstracts (Oral and Poster) can be accessible via mobile ICNS website at <http://icns2017.org/m/>. A PDF abstract book will be also available for download via ICNS2017 website after the conference at <http://www.icns2017.org> as well.

ICNS 2017 Special Issue in Physica B (Elsevier)

All prospective authors are invited to submit your research results to the journal “Physica B”. Submitted manuscripts will be peer-reviewed and will be published in the ICNS 2017 Special Volume in 2018.

The scope of the special issue in Physica B comprises all themes presented in the ICNS 2017, including both experimental and theoretical work. However, format and artwork must meet the guideline. (Please find guideline from the ICNS 2017 Website) All manuscripts submitted to Physica B should be original, and the manuscript must be submitted via Physica B submission system, under Special Issue of ICNS 2017.

The deadline of the proceeding is Aug. 9, 2017.

Requirements & Notes

- Papers will be submitted to Physica B website as regular paper submission. You need to register to create your account, if necessary.
Please select "ICNS 2017" at the submission page.
- One manuscript submission per presentation will be allowed.
- There is no page limit per paper. However maximum 5 pages per paper is highly recommended.
- No additional processing fee for authors.

Proceeding submission procedure

1. Access the Physica B homepage.
2. Create login information in Author Information.
3. Choose “submit paper” in the main menu.
4. In new submission, please select article type “SI: PHYSB – ICNS 2017.”
5. Follow the necessary information provided by Journal Submission System.

The scope of Physica B comprises all condensed matter physics, including both experimental and theoretical work. Papers should contain a new experimental, calculated, or theoretical result of which the physics is properly discussed.

| SpringerNature Best Poster Awards **SPRINGER NATURE**

During the Conference, the Selection Committee will select the best poster presented during the poster session. The judges evaluate the posters according to the following criteria:

- quality of the research in terms of theoretical and methodological aspects
- originality of the work presented
- Quality of poster presentation.

The winner of the Best Poster Award is announced during the closing ceremony. The presenter will be given a 100 € Boucher, kindly supported by Springer-Nature Company. An official certificate will also be awarded.



Transportation (From DCC to Incheon International Airport)

1. By Express Train (KTX)

[Time Table]

TRAIN TYPE	FROM	TO	DEP. TIME	ARR. TIME
KTX	Daejeon	Incheon Airport	05:55	08:00
KTX	Daejeon	Incheon Airport	05:55	08:00
KTX	Daejeon	Incheon Airport	06:47	08:45
KTX	Daejeon	Incheon Airport	08:49	10:45
KTX	Daejeon	Incheon Airport	08:49	10:45
KTX	Daejeon	Incheon Airport	09:48	11:42
KTX	Daejeon	Incheon Airport	13:38	15:40
KTX	Daejeon	Incheon Airport	15:53	17:47
KTX	Daejeon	Incheon Airport	18:07	19:58

- If you need to book a ticket in advance, please visit here: www.korail.com. Or, please ask our staff member to help you to book a ticket.
- From the venue to Daejeon station, we recommend taking taxi. It will cost about 10,000 KRW which is around 10 dollars.
- Please show the Korean message below to taxi driver. He/she will drive you to the Station.

대전역으로 가 주세요.
(Please take us to Daejeon Train Station)

- If you need to call a taxi, you can come to the registration desk for the service.

2. By Airport Limousine

[Time Table]

Departure Time from Daejeon Government Complex (Daejeonchengsa)					
3:29	4:45	6:55	9:45	13:15	15:55
3:34	4:55	7:05	10:25	13:35	16:05
3:39	5:05	7:15	10:45	13:45	16:15
3:44	5:15	7:35	11:15	14:05	16:45
3:49	5:25	7:55	11:35	14:15	17:15
3:54	5:35	8:15	11:55	14:25	17:45
4:15	5:45	8:35	12:15	14:35	18:15
4:20	5:55	8:45	12:35	14:55	18:35
4:25	6:15	8:55	12:45	15:15	18:55
4:35	6:35	9:25	12:55	15:35	19:25

- If you need to book a ticket in advance, please visit here: <https://txbuse.t-money.co.kr/>. Or, please ask our staff member to help you to book a ticket.
- From the venue to Daejeon Government Complex (Daejeonchengsa), we recommend taking taxi. It will cost about 5,000 KRW which is around 5 dollars.
- Please show the Korean message below to taxi driver. He/she will drive you to the Station.

대전청사로 가 주세요
 (인천공항 가는 버스를 탑니다.)
 (Please take us to Daejeon Government Complex Terminal)

- If you need to call a taxi, you can come to the registration desk for the service.

Restaurants - DCC Area

DCC area Restaurant Guide

▲ HERE

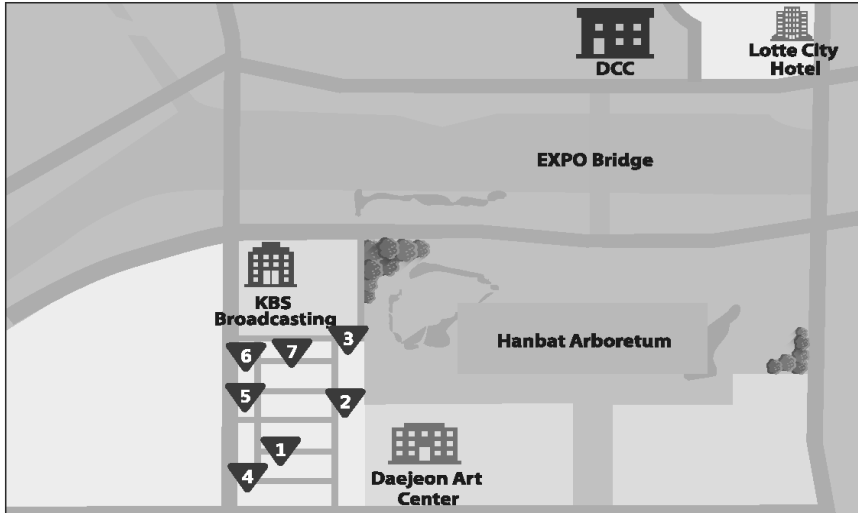
Restaurant Name	Menu Items & Prices
Jajaknamoo (닭갈피)	Dumplings (Mandu) : ₩5,000 Chopped noodles (Kalguksu) : ₩7,000 Sausage Stew (Budae-jjigae) : ₩6,000
Green Brownie (그린브라운)	Americano : ₩3,500 Bread : ₩2,000 Sandwiches : ₩4,000
Gimgan (김간)	Dried Seaweed Rolls (Gimbap) : ₩3,000 Noodles : ₩5,000 Pork cutlet : ₩6,000
Naru (나루)	Rice with Sliced Raw Fish : ₩6,000 Spicy Fish Roe Soup : ₩6,000
Myeong-eohyeop (명어협)	Bulgogi with Rice [Doopbap] : ₩10,000 Sushi : ₩15,000
Liato Firenze (리아토 피렌체)	Risotto : ₩16,000 Pasta : ₩18,000 Lunch Special : ₩25,000
Starbucks Coffee (스타벅스)	Americano : ₩4,100 Caffé Latte : ₩4,600 Greentea Latte : ₩5,900
Narulle (나루레)	Korean Lunch Special (Pork&Stew) : ₩6,000 Korean BBQ (For dinner) : ₩9,000
At France (아프랑스)	Pasta : ₩15,900 Pizza : ₩16,900 Steak : ₩18,000
Coffee Bay (커피베이)	Americano : ₩3,000 Caffé Latte : ₩3,900 Greentea Latte : ₩4,000
Itaewon Joongsim (이태원 조ungsim)	Shrimp & Rice with Soy Sauce : ₩11,000 Salad & Noodles : ₩15,000
Caffé Pascucci (카페 파스쿠치)	Americano : ₩4,000 Caffé Latte : ₩4,500
BHC Chicken (비치)	Chicken : ₩15,000
Gallery Goat Bean (갤러리 고트빈)	Americano : ₩3,500 Caffé Latte : ₩4,300 Juice : ₩3,800

Legend:
 Cafe
 Korean Restaurant
 Etc.

Logos:
DIMÉ 대전마케팅공사
KOREA TOURISM ORGANIZATION 한국관광공사

Restaurants-Government Complex Area

Within 20 – 30 minutes by Walk and Bus



No.	Name	Type	QR Code	Tel.	Menu
1	Guibin Dolsot-bab	Korean Restaurant		82-42-488-3340	Bibim bap (bowl of warm white rice topped with namul and gochujang, soy sauce, or doenjang)
2	Seorak Chick-Naengmyun	Korean Restaurant		82-42-489-5252	Korean noodle dish (long and thin handmade noodles made from the flour and starch of various ingredients)
3	Leegyewon Hanjeongsik	Korean Restaurant		82-42-863-9781	Korean Set Meal (full-course Korean meal with an array of savory side dishes)
4	Gyeongbokgung (2F)	Korean Restaurant		82-42-488-5555	Korean Set Meal
	Sapporo (2F)	Japanese Restaurant		82-42-482-7766	Japanese Set Meal
	Sweet Beijing (1F)	Chinese Restaurant		82-42-489-1314	Chinese Food
5	Coulie Bread	Coffee and Bakery		82-42-483-4040	Coffees, Cakes, Sandwiches
6	SuRaMyeonOk	Korean Traditional Restaurant		82-42-484-1332	Korean Barbeque, Gal-bi, Bulgogi
7	PyeongyangOk	Korean Restaurant		82-42-489-0720	Korean Health Food (Samgye-Tang, Boiled Pork)

Accommodations



No.	Hotel	Distance from Venue
H1	Lotte City Hotel	3 min. on foot
H2	Hotel ICC	5 min. on foot
H3	Hotel Riviera	18 min. by car
H4	Yousung Hotel	18 min. by car
H5	Hotel Interciti	16 min. by car
B1	Toyoko Inn	10 min. by car
B2	Graytone Hotel	10 min. by car
B3	Good morning Resident Hue	15 min. by car

Social Programs

Welcome Reception

We are welcoming you all to the Welcome Reception on the day of beginning. Come and mingle with your old and new friends!

- Date and Time: Sunday, July 9 / 18:00
- Place: Crystal Ballroom (1F, Lotte City Hotel)

Conference Dinner

Dinner for you to discuss among your colleagues and coworkers. We will have a meal along with a performance called Nanta. Nanta is a South Korean non-verbal comedy show that incorporates traditional samul nori rhythm.

- Date and Time: Wednesday, July 12 / 19:00
- Place: Grand Ballroom (2F, DCC)

HANARO Reactor Tour at Korea Atomic Energy Research Institute

- Date and Time: Tuesday, July 10 / 16:00
- Place: HANARO Reactor, Guide Hall


* Tour participants should get on the designated bus which is written on your name tag.

On Tuesday afternoon, a tour of the HANARO Reactor will be conducted for pre-registered participants. In 1995 KAERI launched HANARO, a 30 MW, multi-purpose research reactor with a world-class high neutron flux, and it has made every possible effort to safely and effectively operate it until now. KAERI is making considerable efforts to install new equipments as well as a facility refurbishment while strengthening efforts to provide the support activities to meet the ever growing needs of the HANARO users. Participants will tour the newly opened cold neutron Guide Hall.



Plenary Speakers

Plenary I

**Hideo Hosono**

Tokyo Institute of Technology, Japan

Title

Hydrogen-substituted Iron-Based Superconductors and Relevant Compounds

Session Chair: Je-Geun Park (Seoul Nat'l Univ., Korea)

Abstracts

Hydrogen is the simplest bipolar element on the periodic table. The valence state varies from +1 to -1, depending on the local environment. I think it was a kind of consensus that the charge state of hydrogen is +1, i.e., proton in oxide materials. In this talk I present the importance of H-ion in oxide materials by taking iron-based superconductors (IBSCs) which was first discovered in 2006 and 2008. The primary feature of IBSCs is a rich variety of materials and dominant glues of the pairing [2]. In this talk I review the advancements of heavily hydrogen-doped REFeAsO_{1-x}H_x superconductors in which neutron scattering has played a critical role. The concrete subjects are ;

- (1) Synthesis and characterization [3,4]
- (2) Two-dome structure of T_c is common in 1111 [3]
- (3) The phase transition and magnetic structure of the second parent phase with $x \sim 0.5$ [5,7,8]
- (4) Is nominally oxygen-deficient REFeAsO_{1-x} real? [4]

[1] Y. Kamihara et al. J. Am. Chem. Soc., 128, 10012 (2006); 130, 3296 (2008).

[2] H. Hosono and K. Koroki, Physica C, 514, 399 (2015).

[3] S. Iimira et al. Nat. Comm. 3, 943 (2012).

[4] H. Hosono and S. Matsuishi, Current Opin. In Solid State and Mat. Sci. 17,49 (2013).

[5] M. Hiraishi et al., Nature Physics 10, 300 (2014).

[6] Y. Muraba et al., Inorg. Chem. 54, 11567 (2015).

[7] S. Iimira, S. Matsuishi, and H. Hosono, Phys. Rev. B, 94, 024512 (2016).

[8] S. Iimura et al., PNAS in press.

Biography

He received his Ph. D at 1982 in Applied Chemistry from Tokyo Metropolitan University, and became a Professor at Research Laboratory for Frontier Materials, Tokyo Institute of Technology in 1999 via associate professors of Nagoya Institute of Technology, National Institute for Molecular Science and Tokyo Tech. Dr. Hosono was appointed to the founding director of Materials Research Center for Element Strategy on August 1, 2012. He is now a member of Science Council of Japan. Dr. Hosono proposed a design concept for transparent amorphous oxide semiconductors (TAOSs) with large electron mobility in 1996 and reported IGZO (InGaZnOx)-thin film transistors in 2003 and 2004. IGZO-TFTs have been applied to state of the art displays of new iPad, smart phones, and large sized OLED-TV as the backplane to drive them. In addition, he and his group have realized several key oxide semiconductor materials such as transparent p-type materials and p-channel /CMOS TFTs. In 2008 he and his collaborators discovered an Iron-pnictide superconductor which was chosen as a breakthrough of the year 2008 by the Science Magazine. He is also known as a pioneer of materials science and application of electride materials in which electrons serve as anions. He has received various awards including a medal with purple ribbon (2008), Bernd. T. Matthias Prize, Thomson Reuters Citation Laureate in Physics (2013), APS McGroddy Prize (2015), the Imperial Prize & the Japan Academy Prize (2015) and the Japan Prize (2016).

Plenary II



Tim Lodge
University of Minnesota, USA

Title
Time-Resolved SANS Quantifies the Dynamics of Single Chain Exchange in Block Copolymer Micelles

Session Chair: Kookheon Char (Seoul Nat'l Univ., Korea)

Abstracts

Block copolymers provide a remarkably versatile platform for achieving desired nanostructures by self-assembly, with length scales ranging from a few nanometers up to several hundred nanometers. In particular, block copolymer micelles in selective solvents are of great interest across a range of technologies, including drug delivery, imaging, catalysis, lubrication, and extraction. While block copolymers generally adopt the morphologies familiar in small molecule surfactants and lipids (i.e., spherical micelles, worm-like micelles, and vesicles), one key difference is that polymeric micelles are typically not at equilibrium. The primary reason is the large number of repeat units in the insoluble block, N_{core} , which makes the thermodynamic penalty for extracting a single chain (“unimer exchange”) substantial. As a consequence, the critical micelle concentration (CMC) is rarely accessed experimentally; however, in the proximity of a critical micelle temperature (CMT), equilibration is possible. We are using time-resolved small angle neutron scattering (TR-SANS) to obtain a detailed picture of the mechanisms and time scales for chain exchange, for systems at or near equilibrium. One model system is poly(styrene-*b*-(ethylene-*alt*-propylene)) (PS-PEP), in the PEP-selective solvent squalane (C₃₀H₆₂). Equivalent micelles with either normal (hPS) or perdeuterated (dPS) cores are initially mixed in a blend of isotopically substituted squalane, designed to contrast-match a 50:50 hPS:dPS core. Samples are then annealed at a target temperature, and chain exchange is revealed quantitatively by the temporal decay in scattered intensity. A second system consists of poly(*n*-butyl methacrylate)-*b*-poly(methyl methacrylate) in imidazolium-based ionic liquids. The rate of exchange as function of concentration, temperature, N_{core} , N_{corona} , and chain architecture (diblock versus triblock) will be discussed.

Biography

Tim Lodge graduated from Harvard in 1975 with a B.A. cum laude in Applied Mathematics. He completed his PhD in Chemistry at the University of Wisconsin in 1980, and then spent 20 months as a National Research Council Postdoctoral Fellow at NIST.

Since 1982 he has been on the Chemistry faculty at Minnesota, and in 1995 he also became a Professor of Chemical Engineering & Materials Science. In 2013 he was named a Regents Professor, the University's highest academic rank.

In 1994 he was named a Fellow of the American Physical Society (APS). He received the Arthur K. Doolittle Award from the PMSE Division of the ACS in 1998, and in 2004 he received the APS Polymer Physics Prize. He was elected to Fellowship in the American Association for the Advancement of Science, and he received the International Scientist Award from the Society of Polymer Science, Japan, in 2009. He was the recipient of the 2010 Prize in Polymer Chemistry from the ACS, and was also elected a Fellow by the ACS in 2010. In 2012 he received the Minnesota Award from the Minnesota Section of the ACS, and the Postbaccalaureate, Graduate and Professional Education Award from the University of Minnesota. He was honored with the Hermann Mark Award of the Division of Polymer Chemistry, American Chemical Society, in 2015, and in 2016 he was elected to the American Academy of Arts and Sciences.

Since 2001 he has been the Editor of the ACS journal *Macromolecules*. In 2011 he became the founding Editor for *ACS Macro Letters*. He has served as Chair of the Division of Polymer Physics, APS (1997-8), and as Chair of the Gordon Research Conferences on Colloidal, Macromolecular and Polyelectrolyte Solutions (1998) and Polymer Physics (2000). Since 2005 he has been Director of the NSF-supported Materials Research Science & Engineering Center at Minnesota. He has authored or co-authored over 350 papers in the field of polymer science, and advised or co-advised over 65 PhD students. His research interests center on the structure and dynamics of polymer liquids, including solutions, melts, blends, and block copolymers, with particular emphases on self-assembling systems using rheological, scattering and microscopy techniques.

Plenary III



Jean-Marie Tarascon

The College de France, France

Title

Reaction Mechanisms in Electrode/Battery Systems via Advanced Operando Techniques

Session Chair: Takashi Kamiyama (KEK, Japan)


Abstracts

Research's progresses in rechargeable batteries are driven by ever increasing demands for portable electronic devices as well as for powering electric vehicles and providing load-leveling for mass storage of renewable energy. This will ever increase over years to come with new business players challenging today's traditions. Whatever, Li-ion batteries are the systems of choice for the aforementioned applications, but they performances still need to be improved. Materials have been essential for improving any energy related technologies including batteries. Identifying new phases and understanding their electrochemical reactivity towards Li or Na, via the help of evolving analytical techniques, has contributed to the success of the Li(Na) ion technology. This will be illustrated during this lecture through a few examples dealing with Li(Na)_ion batteries based on either polyanionic or layered compounds or on Li(Na)-O₂ batteries. Regarding the layered compounds, besides mentioning the in-operando study of full LiNi_{1/3}Co_{1/3}Mn_{1/3}O₂ / C cells, we will focus on how complementary in situ analytical techniques (XPS, EPR, Microscopy and neutrons) have enabled to unravel anionic redox activity as the source of the exacerbated capacity in Li-rich layered oxides Li[Li_{0.2}Ni_xCo_yMn_z]O₂. This finding represents a transformational approach for creating advanced energy materials not only for energy storage, but also for other energy-related applications. Turning to the Na-ion technology the synthesis of a new Na₄V₂(PO₄)₂F₃ phase whose structure was defined by neutron diffraction will be presented. Lastly, the nucleation/growth of superoxide in Li(Na) air systems via in situ TEM experiments will be presented to stress further .the importance of real time monitoring in battery systems. Will pursuing the same way of battery monitoring be sufficient to meet tomorrow's highly evolving demands linked to automotive mobility and others? This is what the conclusions will address by entering into a personal prospective mode in which new trends and new ideas will be offer.

Biography

Jean-Marie Tarascon is Professor at the College de France holding the chair "Chemistry of solids - Energy". But much of his early career was spent in the United States where he developed (1994) the plastic Li-ion technology. Back to France in 1995, he created the European network of excellence ALISTORE-ERI of which he was head until 2010 when he took over the direction of the new LABEX "STORE-EX". In 2011 he became in charge of the recently created French network on electrochemical energy storage (RS2E). The general scheme of his research focuses on the synthesis, characterization, and determination of structure/property relationships of electronic, superconductor and rechargeable battery materials for solid state electronic devices. Presently his activities are more devoted to Li-ion, Na-ion batteries and other chemistries developing new eco-efficient synthesis processes and focusing on new reactivity concepts. and focusing on new co for enhancing sustainability. He is the author of more than 600 scientific papers, and detains about 80 patents. During his life, he received many honours, with among the latest being the ENI in 2011, the ABAA in 2013 prior to come foreign member of the royal society in 2014 and receiving the 2015 centenary prize of the royal society of chemistry.

Plenary IV



Peter Müller-Buschbaum

Technical University Munich, Germany

Title

GISANS - Basics, Challenges and Possibilities

Session Chair: Rex Paul Hjelm (Los Alamos National Laboratory, USA)

Abstracts

The investigation of nanostructures at surfaces, interfaces and in thin films requires dedicated analytical techniques, which provide information from a molecular to a mesoscopic scale [1]. Grazing incidence small angle neutron scattering (GISANS) overcomes the limitations of conventional small-angle neutron scattering with respect to extremely small sample volumes in the thin film geometry by the use of the reflection geometry [2,3]. GISANS involves a combination of two techniques, GID (grazing incidence diffraction), which uses a reflection geometry to obtain surface and near surface sensitive scattering, and SAS (small angle scattering), which measures structures of 1 - 100 nm length in normal transmission mode. It is a non-destructive structural probe and does not require a special sample preparation. GISANS yields excellent sampling statistics (averages over macroscopic regions to provide information on nanometer scale) and provides information on particle geometry, size distributions and spatial correlations. In GISANS experiments, however, the high demand on collimation requests the use of high flux sources. After a basic introduction to the GISANS technique, several different examples of thin nanostructured polymer films are presented, to illustrate the possibilities and challenges of GISANS. In addition, the challenges and potentials of time-of-flight GISANS (short TOF-GISANS), which will be of high interest for the upcoming neutron sources such as ESS, are discussed in detail [4-6].

References:

- [1] A.Hexemer, P.Müller-Buschbaum, *IUCrJ* **2**, 106-125 (2015).
- [2] P.Müller-Buschbaum, J.S.Gutmann, M.Stamm, R.Cubitt, S.Cunis, G.von Krosigk, R.Gehrke, W.Petry, *Physica B* **283**, 53 (2000).
- [3] P.Müller-Buschbaum, *Polymer Journal*, **45**, 34-42 (2013).
- [4] P.Müller-Buschbaum, G.Kaune, M.Haese-Seiler, J.-F. Moulin, *J. Appl. Cryst.*, **47**, 1228-1237 (2014).
- [5] S.Guo, B.Cao, W.Wang, J.-F.Moulin, P.Müller-Buschbaum, *ACS Appl. Mater. Interfaces* **7**, 4641-4649 (2015).
- [6] Y.Yao, E.Metwalli, M.Opel, M.Haese, J.-F.Moulin, K.Rodewald, B.Rieger, P.Müller-Buschbaum, *Adv. Mater. Interfaces* **3**, 1500712 (2016).

Biography

Peter Müller-Buschbaum is professor at Technical University Munich, heading the chair of Functional Materials in replacement of Professor Petry, since 2006. He is heading the keylab 'TUM.solar', which focuses on research of solar energy conversion and storage based on nanomaterials. He is heading the 'Network for Renewable Energies' (NRG) of the 'Munich School of Engineering' (MSE) and he is the German representative at the 'European Polymer Federation' (EPF) for polymer physics. He is associate editor of the journal "ACS Applied Materials & Interfaces". His research focus is on polymer and hybrid nanostructures with special emphasis on advanced scattering experiments such as for example grazing incidence small angle neutron scattering (GISANS).

Plenary V

**Victoria Garcia-Sakai**

ISIS Neutron and Muon Source
Science and Technology Facilities Council, UK

Title

Life on the Fast Lane - Importance of Motions at the Nanoscale

Session Chair: Kell Mortensen (Univ. of Copenhagen, Denmark)

Abstracts

Science in the 21st century is based around understanding life in tomorrow's world by deconstructing complexity. In this quest, neutrons play a key role as they are able to give important insights into the properties and behaviour of complex systems. Albeit structural characterization being the initial step to understanding soft condensed matter including bio-related systems, ultimately many of their macroscopic properties such as viscosity, conductivity or enzymatic activity are related to motions in the picosecond and nanosecond timescales. Using examples from soft matter and life sciences, I will give a personal perspective on what neutron spectroscopy has achieved up to date and what we might expect for the future.


Biography

Dr. Victoria Garcia-Sakai joined ISIS as an instrument scientist for the neutron backscattering spectrometers IRIS and OSIRIS, in 2007. Prior to this she was an instrument scientist at the NIST, Center for Neutron Research in MD, USA. A chemical engineer by training at Imperial College London, she has concentrated my scientific career on understanding the behaviour of macromolecules, throughout her PhD at Imperial, her postdoc at Pennsylvania State University and her time at neutron facilities. Her research focuses on the exploitation of combining different neutron scattering techniques with different time and spatial scales, with molecular dynamics simulations, to better understand the dynamics in Soft Matter systems. Neutron scattering is an ideal tool since it is non-destructive, neutrons are highly penetrating, and probes atomic/molecules length scales and timescales which overlap with that from simulations. More specifically I am interested in the dynamics of polymeric and biological systems.

V García Sakai, C. Alba-Simionesco, S.-H. Chen [Eds.], Dynamics of Soft Matter, Springer, New York, 2012.

V García Sakai and A. Arbe, Quasielastic neutron scattering in soft matter, Current Opinion in Colloid & Interface Science 14 (2009) 381-390.

Plenary VI



Pengcheng Dai
Rice University, USA

Title
Electron-Lattice-Magnetism Interactions in Iron-based Superconductors

Session Chair: Toby Perring (ISIS,UK)

Abstracts

In this talk, I will present a summary of the recent progress in neutron scattering studies of iron-based superconductors. Using uniaxial pressure as a probe, we can study magnetism in iron pnictides in detwinned state and the effect of uniaxial pressure on their properties. We find that uniaxial pressure necessary to detwin the sample can also increase the ordered moment near optimal superconductivity. In addition, spin waves in a ~100% mechanically detwinned sample are quite different from the description of a simple Heisenberg Hamiltonian. Finally, neutron spin resonance in antiferromagnetically ordered underdoped sample seems also to occur at the antiferromagnetic ordering wave vector in a detwinned states. These results put considerable constraints on theories of magnetism, spin waves, resonance and the origin of superconductivity in iron based superconductors.

Biography

Over the past 20 years, Pengcheng Dai has used neutron scattering techniques to make fundamental contributions to our understanding of the magnetic properties of highly correlated electronic materials, particularly in the case of iron-based superconductors. Dai made important discoveries in the magnetic properties of copper oxide high-temperature superconductors.

Dai's investigations provided foundational insight into the interplay between magnetism and superconductivity in iron- and copper based superconductors. His group was first to establish that superconductivity in iron-based compounds emerges from an antiferromagnetic state, with many similarities to the cuprates suggesting an unconventional pairing mechanism involving spin fluctuations. Dai received his PhD from the University of Missouri in 1993. He then moved to Oak Ridge National Laboratory, first as postdoc before becoming Staff Member in the Solid State Division. He then became Associate and Full Professor of Physics at the University of Tennessee and in 2008 was awarded the Chair of Excellence from the Joint Institute for Advanced Materials. Since July 2013, he is Professor of Physics at Rice University. Dai is elected Fellow of the American Association for the Advancement of Science, the American Physical Society, and the Neutron Scattering Society of America. He received the U.S. Department of Energy Outstanding Scientific Accomplishment Award in 1998, and is a winner of Sustained Research Prize of Neutron Scattering Society of America in 2016.

Invited Speakers List

No.	Name	Affiliation	Country
1	Mitsuhiro Shibayama	The Univ. of Tokyo	Japan
2	Vinod Aswal	BARC	India
3	Kell Mortensen	Univ. of Copenhagen	Denmark
4	Yun Liu	NIST	USA
5	Arantxa Arbe	Centro de Física de Materiales	Spain
6	Giorgio Schiro	CNRS	France
7	Myung Chul Choi	KAIST	Korea
8	Luke Clifton	ISIS	UK
9	Marite Cardenas	Malmö Univ.	Sweden
10	Dustin A Gilbert	NIST	USA
11	Seung-Hun Lee	Univ. of Virginia	USA
12	Sungdae Ji	POSTECH	Korea
13	Bella Lake	HZB	Germany
14	Young Lee	Stanford Univ.	USA
15	Marc Janoschek	Los Alamos Na'l Lab.	USA
16	Michel Kenzelmann	PSI	Switzerland
17	Patrick Woodward	Ohio State Univ.	USA
18	Yo Tomota	NIMS	Japan
19	Xun-Li Wang	City Univ. of Hong Kong	Hong Kong
20	Matthias Ballauff	HZB	Germany
21	Vanessa Peterson	ACNS	Australia
22	Ashfia Huq	ORNL	USA
23	Yusheng Zhao	Southern Univ. of Sci. and Tech.	China
24	Christian Gruenzweig	PSI	Switzerland
25	Takenao Shinohara	JAEA	Japan

No.	Name	Affiliation	Country
26	Valery Shvetsov	JINR	Russia
27	Charles Dewhurst	ILL	France
28	Margarita Russina	HZB	Germany
29	Anton Khaplanov	ESS ERIC	Sweden
30	Eddy Lelièvre-Berna	ILL	France
31	Toshiji Kanaya	J-PARC MLF	Japan
*32	Thomas E. Mason	ORNL	USA
*33	Jeffrey W. Lynn	NIST	USA
*34	Sunil K. Sinha	Univ. of California San Diego	USA
*35	Gabriel Aeppli	PSI	Switzerland
*36	Pengcheng Dai	Rice Univ.	USA

* Special Tribute Session to Herb Mook

Walter Halg Prize Ceremony and Lecture

Walter Halg Prize

The Walter Halg prize was first made available to the European Neutron Scattering Association (ENSA) by a donation from the late Professor Walter Halg who was the founder of neutron scattering in Switzerland. His wife Madeleine Halg-Degen continues to sponsor the highly prestigious ENSA prize in his name. The Prize is awarded biennially to a European scientist for outstanding, coherent work in neutron scattering with long-term impact on scientific and/or technical neutron scattering applications.



Prize Lecturer: Professor Juan Colmenero

Affiliation: University of Basque Country, Spain

Title: POLYMERS, NEUTRONS & COMPUTERS. A guided tour through the relaxation map of polymers

Date and Time: Wednesday, July 12 / 16:15-17:00

Place: Grand Ballroom (2F)


Citation: The most outstanding contribution of Juan Colmenero in the field of neutron scattering on complex materials such as polymers or soft matter in general was the creation of a pioneering, unique and robust scientific methodology based on the combination of neutron scattering with different spectroscopic methods and molecular dynamics (MD) simulations. He was one of the first to recognize that in intricate soft matter systems often neutrons alone are not enough to tell us, “where the atoms are and what they do” and that neutron scattering and MD simulations are natural partners.

Juan Colmenero graduated from the University of Navarra, Spain, In 1979 he took a postdoctoral position in the Ministerio de Trabajo, Spain. Thereafter he went to the University of the Basque country in San Sebastian, where he started as an assistant professor. In 1989 he was appointed full professor at the faculty of chemistry and became the director of the Materials Physics Department. From 1999 to 2013 he was director at the of the “Donostia International Physics Center” that promotes international collaboration around neutron scattering techniques and provides a meeting point in San Sebastian for scientists from all over the world. From 2001 to 2011 he was the director of the Materials Physics Center (CFM), CSIC-UVP/EHU. Juan Colmenero has significantly contributed to raise the profile of neutron scattering in Spain. He was one of the founders of the “Sociedad Espaola de Tecnicas de Neutrones (SETN)” and its first chairman. He is recipient of the “Xabier Mara de Munibe” Prize in Science and Technology (1998) of the Basque Parliament, the Euskadi Price (2000) of the Basque government and the gold medal of the Royal Spanish Physical Society (2003).

AONSA Prize Ceremony and Lecture

AONSA Prize

The Asia-Oceania Neutron Scattering Association (AONSA) awards the AONSA Prize every two years to a person or persons to recognize his/her or their outstanding research career with a significant impact or contribution to the use or development of neutron science and technology in the Asia-Oceania Region. The first three Prizes were awarded to Prof. Noboru Watanabe (KEK) in 2011, Prof. Balebail Anantha Dasannacharya (BARC) in 2013 and Prof. John William White in 2015.



Prize Lecturer: Professor Nobuo Niimura

Affiliation: Ibaraki University, Japan

Title: Toward a New Epoch of Neutron Protein Crystallography.
– My life of '50 Neutron Diffraction. –

Date and Time: Wednesday, July 12 / 17:00-17:45

Place: Grand Ballroom (2F)

Citation: “For his continuous contributions to the instrumental development and practical use of neutrons from Tohoku Linac, KENS, JRR-2 and 3 to J-PARC, especially the invention of the neutron imaging plate which opened a new paradigm in neutron protein crystallography all over the world including Asia-Oceania region, and for his devoted mentoring of young scientists in the community of neutron science.”

Nobuo Niimura received Ph.D from University of Tokyo in March 1970 and in December, became a Research Associate of Faculty of Science Tohoku University. In the Faculty, he first met Professors Motoharu Kimura and Noboru Watanabe who initiated the construction of pulsed neutron source using an electron linear accelerator (Tohoku Linac). Nobuo also participated in the construction and in the utilization pulsed neutron beam for material science. (One of his pioneering works done in Tohoku University is a time-dependent pulsed neutron scattering study on ferroelectric material under high electric field.) In Tohoku University he accepted and grew many young scientists who later on played important roles for the construction and utilization of spallation neutron sources at KEK(KENS) and at J-PARC. Soon after he became a Professor of Tohoku University, he moved to Japan Atomic Energy Research Institute (JAERI) in Tokai and became a Prime Scientist in 1998. After the retirement of JAERI he moved to Ibaraki University and became a Professor of Graduate School in 2003 and Special Research Professor in 2008, Specially Assigned Research Fellow in 2013. In Ibaraki University, he also grew many young scientists and played an important role for the establishment of the Frontier Research Center for Applied Atomic Sciences, which accepts undergraduate and graduate students who study neutron scattering technique using pulsed neutron beam in J-PARC.

Scientific Programs

Presenter and Chair Information

Oral Sessions

All contributed and invited speakers must report to the session chairs prior to the beginning of the session.

The allocation for each Contributed Oral presentation is 15 minutes.

- a) 12 minutes for the presentation
- b) 3 minutes for Q & A

The allocation for each Invited Oral presentation is 30 minutes.

- a) 25 minutes for the presentation
- b) 5 minutes for Q & A

Guideline for Oral Session Chairs

The Chair of each oral session is expected to arrive at the session room at least 10 minutes prior to the session. All Contributed/Invited speakers will have 15/30 minutes for presentation and discussion. Please ring the bell once in 10/20 minutes after start, and twice in 12/25 minutes. It is recommended to save the last 3/5 minutes for discussion.

- Session rooms will be ready with laptop computers installed with MS PowerPoint, which the speakers are encouraged to use for their presentations in order to avoid delays in schedule.
- The speakers are advised to bring their PowerPoint presentation files on USB memory sticks AND be also ready with a backup version of their presentations. Please transfer the file to the laptop computer in the session room during the break between the sessions
- If you are a Mac user, please bring your Mac-to-VGA adapter.
- Speakers should arrive in the session room 15 minutes BEFORE the start of their sessions to report to the session chair.


Poster Sessions

Poster session will be held at the Exhibition Hall (1F) on July 10~12. The board size 1 m (width) by 2 m (height) will be provided for the display of each paper. Each paper's code will be shown on the board and tapes will be provided in the poster presentation area. All presenters are required to preside at their poster panels during the session for discussion with participants.

Place: Exhibition Hall (1F)	Poster Session I	Poster Session II	Poster Session III
Date	July 10 (Mon.)	July 11 (Tue.)	July 12 (Wed.)
Put-up Time	08:00~16:00	08:00~12:00	08:00~12:00
Presentation Time	16:30~18:30	12:30~14:30	
Take-down Time	18:30~19:30	16:00~18:00	

Access to Abstracts to the web


All the abstracts (Oral and Poster) can be accessible via mobile ICNS website at <http://icns2017.org/m/>. A PDF abstract book will be also available for download via ICNS2017 website after the conference at <http://www.icns2017.org> as well.



Monday, July 10, 2017

- 09:15-09:45** **Opening Ceremony** (2F, Grand Ballroom)
- 09:45-10:30** **Plenary I Hideo Hosono**
"Hydrogen-substituted Iron-Based Superconductors and Relevant Compounds" (2F, Grand Ballroom)
- 10:30-11:00** **Coffee Break**
- 11:00-12:30** **Oral Sessions**
MoA1 (Room A) Superconductors I
MoB1 (Room B) Neutron Facilities I
MoC1 (Room C) Thin Films & Nano Magnetism I
MoD1 (Room D) Polyelectrolytes and Polymer Gels
MoE1 (Room E) Biological System I
MoF1 (Room F) Sample Environment and Software I
- 12:30-14:00** **Lunch Break**
- 14:00-16:30** **Oral Sessions**
MoA2 (Room A) Special Tribute to Herb Mook
MoB2 (Room B) Inelastic Scattering Instrumentations
MoC2 (Room C) Thin Films & Nano Magnetism II
MoD2 (Room D) Soft Matter Interactions and Self Assembly
MoE2 (Room E) Biological System II
MoF2 (Room F) Industrial Applications I
- 16:30-18:30** **Poster Session I** (1F, Exhibition Hall)





Session Title	[MoA1] Superconductors I
Date and Time	July 10 (Monday) / 11:00-12:30
Place	Room A (1F)
Session Chair	Jitae Park (TU Munchen, Germany) Jeffrey Lynn (NIST Center for Neutron Research, USA)

MoA1-1 ————— **11:00-11:15**

a-b Anisotropy of the Intra-Unit-Cell Magnetic Order in $\text{YBa}_2\text{Cu}_3\text{O}_{6.6}$

Lucile Mangin-Thro^{1,2}, Yuan Li^{3,4}, Yvan Sidis¹, and Philippe Bourges¹

¹LLB, France, ²ILL, France, ³Max Planck Inst., Germany, ⁴Peking Univ., China

MoA1-2 ————— **11:15-11:30**

Field-Induced Electronic Phase-Separation in a Critically Doped High-Tc Superconductor

Linda Udby¹, Sonja L. Holm², Jacob Larsen³, Barrett O. Wells⁴, Martin Boehm⁵, Astrid Schneidewind⁶, Christof Niedermayer⁷, Tatsuo Goko⁸, Jean-Claude Grivel⁹, and Kim Lefmann¹⁰

¹Univ. of Copenhagen, Denmark, ²Univ. of Aarhus, Denmark, ³TU Denmark, Denmark, ⁴Univ. of Connecticut, USA, ⁵ILL, France, ⁶JCNS at MLZ, Germany, ⁷PSI, Switzerland, ⁸Laboratory for Muon Spin Spectroscopy, Switzerland, ⁹Department of Energy Conversion and Storage, Switzerland, ¹⁰Univ. of Copenhagen, Denmark

MoA1-3 ————— **11:30-11:45**

Development of Spin-Wave-like Dispersive Excitations below the Pseudogap

Temperature in the High-Temperature Superconductor $\text{La}_{2-x}\text{Sr}_x\text{CuO}_4$

Masato Matsuura¹, Shou Kawamura², Masaki Fujita², Ryoichi Kajimoto³, and Kazuyoshi Yamada⁴

¹CROSS, Japan, ²Tohoku Univ., Japan, ³JAEA, Japan, ⁴HEARO, Japan

MoA1-4 ————— **11:45-12:00**

Combining Neutron Scattering and Imaging to Investigate Domain Structures in Superconductors

Alexander Backs, Tommy Reimann, Michael Schulz, Sebastian Mühlbauer, Tobias Neuwirth, and Peter Böni

TU Munich, Germany

MoA1-5 ————— **12:00-12:15**

Temperature and Field Dependence of the Magnetic Structure in Weak

Ferromagnetic Superconductor $\text{Tb}_{0.47}\text{Y}_{0.53}\text{Ni}_2\text{B}_2\text{C}$

Misato Takahashi¹, Hiroyuki Takeya², Adam Aczel³, Tao Hong³, Masaaki Matsuda³, and

Hazuki Furukawa¹

¹Ochanomizu Univ., Japan, ²NIMS, Japan, ³ORNL, USA

Session Title	[MoB1] Neutron Facilities I
Date and Time	July 10 (Monday) / 11:00-12:30
Place	Room B (1F)
Session Chair	Shane Kennedy (ESS, Sweden) Chang-Hee Lee (KAERI, Korea)

MoB1-1 (Invited) ————— **11:00-11:30**

Endurance: Modernizing the ILL's Instrument Suite and Infrastructure

Charles Dewhurst and Charles Simon

ILL, France

MoB1-2 ————— **11:30-11:45**

Present Status of Neutron Instrumentation at Reactor IR-8 at NRC "Kurchatov Institute"

V. T. Em, V. A. Somenkov, and V. P. Glazkov

Kurchatov Institute, Russia

MoB1-3 ————— **11:45-12:00**

China Mianyang Research Reactor (CMRR): A New Operating Neutron Scattering Platform

Jian Gong and Guangai Sun

China Academy of Engineering Physics, China

MoB1-4 ————— **12:00-12:15**

The Argentinean Neutron Beams Laboratory Project

Javier Santisteban, Florencia Cantargi, Miguel Vicente Alvarez, Aureliano Tartaglione,

Gabriela Aurelio, Karina Pierpauli, and Rolando Granada

Argentine Atomic Energy Commission, Argentina

MoB1-5 ————— **12:15-12:30**

New Instrumentation in the JEEP II Reactor at IFE, Kjeller: Norwegian Center for Neutron Research - NcNeutron

Bjørn C. Hauback, Stefano Deledda, Christoph Frommen, Geir Helgesen, Kenneth D. Knudsen, Isabel Llamas-Jansa, and Magnus H. Sørby

Inst. for Energy Tech., Norway

Session Title	[MoC1] Thin Films & Nano Magnetism I
Date and Time	July 10 (Monday) / 11:00-12:30
Place	Room C (1F)
Session Chair	Valeria Lauter (ORNL, USA) Dustin Gilbert (NIST, USA)

MoC1-1 ————— **11:00-11:15**

Magnetism and Superconductivity in Double Delta-Doped Transition-Metal-Oxide Structures Grown by Oxide Molecular Beam Epitaxy
Gideok Kim, Yury Khaydukov, Georg Cristiani, Gennady Logvenov, and Bernhard Keimer
Max Planck Inst. for Solid State Research, Germany

MoC1-2 ————— **11:15-11:30**

Proximity Effects Across the Hybrid Oxide Interfaces of Superconductor-Insulator-Ferromagnet Heterostructure
Amitesh Paul¹, C. L. Prajapat², Surendra Singh², Debarati Battacharya², G. Ravikumar², and Saibal Basu²
¹*TU Munich, Germany*, ²*BARC, India*

MoC1-3 ————— **11:30-11:45**

Emergence of Novel Multiferroicity in Epitaxially Strained REMnO₃ (RE = Gd-Lu) Thin Films
Saumya Mukherjee^{1,2}, Kenta Shimamoto¹, Sebastian Manz², Yoav Windsor¹, Jonathan White¹, Morgan Trassin², Mahesh Ramakrishnan¹, Sergii Parchenko¹, Urs Staub¹, Laurent Chapon³, Bachir Ouladdiaf³, Thomas Lippert^{1,2}, Michel Kenzelmann¹, Manfred Fiebig², Christof Schneider¹, and Christof Niedermayer¹
¹*PSI, Switzerland*, ²*ETH Zurich, Switzerland*, ³*ILL, France*

MoC1-4 ————— **11:45-12:00**

Electric Field Control of Magnetism within an All-Oxide Hybrid Heterostructure of Multiferroic EuO/BaO
Jingfan Ye¹, Sina Mayr¹, Rainer Held², Jochen Stahn³, Amitesh Paul¹, Jochen Mannhart², and Peter Böni¹
¹*TU Munich, Germany*, ²*Max-Planck-Inst. for Solid State Research, Germany*, ³*PSI, Switzerland*

MoC1-5 ————— **12:00-12:15****Time Change of Spatial Magnetization Distribution in Nanospheres Investigated by Small-Angle Neutron Scattering**

Dominika Zákutná^{1,2}, Jan Vlček³, Michael Smik⁴, Daniel Nižňanský⁵, Dirk Honecker¹, and Sabrina Disch²

¹ILL, France, ²Univ. of Cologne, Germany, ³Univ. of Chemistry and Tech., Czech, ⁴JCNS at MLZ, Germany, ⁵Charles Univ. in Prague, Czech

MoC1-6 ————— **12:15-12:30****Spin Structures of Antiferromagnetic Nanoparticles Studied with Polarized Neutron Powder Diffraction**

Erik Brok¹, Kim Lefmann¹, Gøran Jan Nilsen², Mathias Kure³, Pascale P Deen⁴, Bente Lebech³, Henrik Jacobsen^{1,5}, Lukas Keller⁶, and Cathrine Frandsen³

¹Univ. of Copenhagen, Denmark, ²ISIS, UK, ³Technical Univ. of Denmark, Denmark, ⁴ESS ERIC, Sweden, ⁵Univ. of Oxford, UK, ⁶PSI, Switzerland

Session Title	[MoD1] Polyelectrolytes and Polymer Gels
Date and Time	July 10 (Monday) / 11:00-12:30
Place	Room D (1F)
Session Chair	Kell Mortensen (Univ. of Copenhagen, Denmark) Max Wolff (Uppsala Univ., Sweden)

MoD1-1 (Invited) ————— 11:00-11:30

Small-Angle Neutron Scattering on Advanced Polymer Gels

Mitsuhiro Shibayama

The Univ. of Tokyo, Japan

MoD1-2 ————— 11:30-11:45

Gel Phase Formation in Dilute Triblock Polyelectrolyte Complexes

Samanvaya Srivastava¹, Marat Andreev¹, Adam Levi¹, Vivek Prabhu², William Heller³,
Juan de Pablo¹, and Matthew Tirrell¹

¹*The Univ. of Chicago, USA*, ²*NIST, USA*, ³*ORNL, USA*

MoD1-3 ————— 11:45-12:00

Thermoresponsive Hydrogel Nanocomposites with Tuneable Deswelling Kinetics

Barbara Berke^{1,2}, Lionel Porcar¹, Orsolya Czakkel¹, and Krisztina Laszlo²

¹*ILL, France*, ²*Budapest Univ. of Tech. and Economics, Hungary*

MoD1-4 ————— 12:00-12:15

Dynamics of PNIPAM Microgels at High Concentrations

Marco Zanatta¹, Elena Buratti^{2,3}, Monica Bertoldo², Emanuela Zaccarelli⁴, and Andrea Orecchini^{5,6}

¹*Università di Verona, Italy*, ²*CNR-IPCF, Italy*, ³*Università di Pisa, Italy*, ⁴*Università "La Sapienza", Italy*, ⁵*Università degli Studi di Perugia, Italy*, ⁶*Università di Perugia, Italy*

MoD1-5 ————— 12:15-12:30

Aqueous Polyelectrolyte/Surfactant Mixtures: Effect of Salt on the Adsorption at the Air/Water Interface Investigated by Neutron Reflectometry

Larissa Braun¹, Richard Campbell², and Regine von Klitzing¹

¹*TU Darmstadt, Germany*, ²*ILL, France*

Session Title	[MoE1] Biological System I
Date and Time	July 10 (Monday) / 11:00-12:30
Place	Room E (2F)
Session Chair	Selma Maric (Malmö Univ., Sweden) Tae-Hwan Kim (Chonbuk Nat'l Univ., Korea)

MoE1-1 (Invited) ————— 11:00-11:30

Protein Dynamical Transition in Hydrated and Water-Free Proteins

Giorgio Schiro¹, Antonio Cupane², Yann Fichou³, Douglas Tobias⁴, and Martin Weik⁵

¹CNRS, France, ²Univ. of Palermo, Italy, ³Univ. of California Santa Barbara, USA,

⁴Univ. of California Irvine, USA, ⁵CEA, France

MoE1-2 ————— 11:30-11:45

General Protonation Analysis of Histidines using 10 Neutron PDBs of Glucose Isomerase

Masamichi Kimiyama and Ichiro Tanaka

Ibaraki Univ., Japan

MoE1-3 ————— 11:45-12:00

Structure and Water Permeability of CNS and PNS Myelin Investigated by Steady State and Time-Resolved Neutron Diffraction

Andrew R. Denninger¹, Bruno Demé², Viviana Cristiglio², and Daniel A. Kirschner¹

¹Boston College, USA, ²ILL, France

MoE1-4 ————— 12:00-12:15

Neutron Cryocrystallography Reveals the Nature of Ferryl Heme Intermediates in Peroxidases

Hanna Kwon¹, Jaswir Basran¹, Cecilia Casadei^{1,2}, Alistair Fielding³, Tobias Schrader⁴, Andreas Ostermann⁵, Juliette Devos², Pierre Aller⁶, Matthew Blakeley², Peter Moody¹, and Emma Raven¹

¹Univ. of Leicester, UK, ²ILL, France, ³The Univ. of Manchester, UK, ⁴JCNS, Germany,

⁵TU Munich, Germany, ⁶Diamond Light Source Ltd, UK

MoE1-5 ————— 12:15-12:30

Invisible Deuterated Detergents for Membrane Protein SANS Investigations

Tamim Darwish¹, Soren Midtgaard², Elliot Gilbert¹, and Lise Arleth²

¹ANSTO, Australia, ²Niels Bohr Inst., Denmark

Session Title	[MoF1] Sample Environment and Software I
Date and Time	July 10 (Monday) / 11:00-12:30
Place	Room F (2F)
Session Chair	Toshiya Otomo (KEK, Japan) Yong Nam Choi (KAERI, Korea)

MoF1-1 (Invited) ————— **11:00-11:30**

Effective, Efficient and Innovative Sample Environments

Eddy Lelièvre-Berna

ILL, France

MoF1-2 ————— **11:30-11:45**

New Sample Environment Projects and Developments at the Australian Centre for Neutron Scattering

P. Imperia, N. Booth, T. M. D'Adam, G. Davidson, S. Lee, and A. G. Manning

ANSTO, Australia

MoF1-3 ————— **11:45-12:00**

McStas Union Components for Multiple Scattering in Complex Sample Environments

Mads Bertelsen and Kim Lefmann

Univ. of Copenhagen, Denmark

MoF1-4 ————— **12:00-12:15**

Simulation Tools for Detector and Instrument Design

Kalliopi Kanaki¹, Thomas Kittelmann¹, Xiao Xiao Cai^{1,2}, Esben Klinkby², Erik Bergbäck Knudsen², Peter Willendrup^{1,2}, and Richard John Hall-Wilton^{1,3}

¹ESS ERIC, Sweden, ²DTU, Denmark, ³Mid-Sweden Univ., Sweden

MoF1-5 ————— **12:15-12:30**

Mantid at the European Spallation Source

Michael Wedel¹, Simon Heybrock¹, Lamar Moore², Owen Arnold², and Jonathan Taylor¹

¹ESS ERIC, Denmark, ²ISIS, UK

Session Title	[MoA2] Special Tribute to Herb Mook
Date and Time	July 10 (Monday) / 14:00-16:30
Place	Room A (1F)
Session Chair	Jaime A. Fernandez-Baca (ORNL, USA)

MoA2-1 (Invited) ————— **14:00-14:30**

Reflections on Herb Mook's Contributions: Neutrons and Tennis Around the World

Thomas E. Mason

ORNL, USA

MoA2-2 (Invited) ————— **14:30-15:00**

Highly Correlated Electron Systems-Half a Century of Progress

Jeffrey W. Lynn

NIST, USA

MoA2-3 (Invited) ————— **15:00-15:30**

Exploring the Interactions Between Magnetism and Superconductivity with
Herb Mook

Sunil K. Sinha

Univ. of California San Diego, USA

MoA2-4 (Invited) ————— **15:30-16:00**

Hot and Cold Neutrons with Herb Mook - Going Beyond NMR and Optics to
Understand Pairing in Superconductors

Gabriel Aeppli

PSI, Switzerland

MoA2-5 (Invited) ————— **16:00-16:30**

Neutron Spin Resonance in Unconventional Superconductors:
From Copper Oxides to Iron Pnictides and Heavy Fermions

Pengcheng Dai

Rice Univ., USA

Session Title	[MoB2] Inelastic Scattering Instrumentations
Date and Time	July 10 (Monday) / 14:00-16:30
Place	Room B (1F)
Session Chair	Bella Farago (ILL, France) Kenji Nakajima (J-PARC, Japan)

MoB2-1 (Invited) ————— **14:00-14:30**

Upgrade Project NEAT'2016 at Helmholtz Zentrum Berlin - What Can Be Done at Medium Flux Source

Margarita Russina¹, Gerrit Guenther¹, Verinika Grzimek¹, Lars Drescher¹, Moritz-Casper Schlegel^{1,2}, Ramil Gainov¹, Toralf Kaulich¹, Werner Graf¹, Annette Daske¹, Kerstin Grotjahn¹, Rolf Hellhammer¹, Guido Buchert¹, Heinrich Kutz¹, Lutz Rossa¹, Olaf-Peter Sauer¹, and Michael Fromme¹
¹HZB, Germany, ²Federal Inst. for Materials Research and Testing Berlin, Germany

MoB2-2 ————— **14:30-14:45**

Mushroom - A New Type of Spectrometer

Robert Bewley
ISIS, UK

MoB2-3 ————— **14:45-15:00**

Towards Design and Construction of MIRACLES, the TOF-Backscattering Instrument at the European Spallation Source

Iñigo Herranz^{1,2}, Paula Luna^{1,2}, Heloisa N Bordallo^{3,4}, Melissa Sharp⁴, Jorge Aguilar^{1,2}, Miguel Magan^{1,2}, Tomas Mora^{1,2}, Fernando Sordo^{1,2}, Marita Mosconi¹, Ander Serrano¹, Estefania Abad¹, Jose Manuel Perlado², and Felix J Villacorta¹
¹Consorcio ESS-Bilbao, Spain, ²Inst. de Fusión Nuclear-UPM, Spain, ³Univ. of Copenhagen, Denmark, ⁴ESS ERIC, Sweden

MoB2-4 ————— **15:00-15:15**

The ILL NSE Upgrades and First Results

Bella Farago, Peter Falus, Peter Fouquet, and Orsolya Czakkel
ILL, France

MoB2-5 ————— **15:15-15:30**

Design and First Year-Operation Results from EMU, the High-Resolution Backscattering Spectrometer at ANSTO

Nicolas R de Souza
ANSTO, Australia

MoB2-6 ————— **15:30-15:45****A Test of TOF-MIEZE Reflectometry for Study of Nanomagnetic Dynamics**Masahiro Hino¹, Tatsuro Oda¹, Hitoshi Endo², Norifumi Yamada², Hideki Seto², and Yuji Kawabata¹¹Kyoto Univ., Japan, ²KEK, Japan**MoB2-7** ————— **15:45-16:00****BIFROST Anin-Plane Spectrometer for The European Spallation Source**Rasmus Toft-Petersen^{1,2}, Jonas Okkels Birk³, Liam Whitelegg^{1,2}, Kim Lefmann³, Rodion Kolevator⁴, Philippe Bourges⁵, Niels B. Christensen¹, Martin Olsen³, Mads Bertelsen³, Marton Marko⁶, Christof Niedermayer⁷, and Henrik Ronnow⁸¹TU Denmark, Denmark, ²ESS ERIC, Sweden, ³Univ. of Copenhagen, Denmark, ⁴Inst. for Energy Tech., Norway, ⁵LLB, UMR¹² CEA-CNRS, CEA Saclay, France, ⁶Wigner Research Centre for Physics, Hungary, ⁷PSI, Switzerland, ⁸EPFL, Swaziland**MoB2-8** ————— **16:00-16:15****BAMBUS: a New Inelastic Neutron Multiplexed Analyser for the Cold Neutron TAS**

Panda, MLZ

Alexandre Bertin¹, Astrid Schneidewind², Petr Cermak², Herbert Freilbach², Jacqueline Peetz², Joshua Lim¹, Rasmus Toft-Petersen³, Felix Groitl⁴, Thomas Brückel², and Dmytro Inosov¹¹TU Dresden, Germany, ²JCNS at MLZ, Germany, ³DTU, Denmark, ⁴PSI, Switzerland**MoB2-9** ————— **16:15-16:30****Exploring Correlated Electron Systems on the Cold Triple-Axis Spectrometer**

ThALES @ ILL

Martin Boehm¹, Paul Steffens¹, Jiri Kulda¹, Milan Klicpera², and Vladimir Sechovsky²¹ILL, France, ²Charles Univ., Czech

Session Title	[MoC2] Thin Films & Nano Magnetism II
Date and Time	July 10 (Monday) / 14:00-16:30
Place	Room C (1F)
Session Chair	Sungkyun Park (Pusan Nat'l Univ., Korea)

MoC2-1 (Invited) ————— **14:00-14:30**

Mapping Inside Magneto-Ionic Devices with Neutron Reflectometry

Dustin A Gilbert

NIST, USA

MoC2-2 ————— **14:30-14:45**

Artificially Designed Magnetic Domain Patterns Investigated by Neutron Scattering

Thomas Saerbeck¹, Nina-Juliane Steinke², Henning Huckfeldt³, Iris Koch³, and Arno Ehresmann³

¹ILL, France, ²ISIS, UK, ³Univ. of Kassel, Germany

MoC2-3 ————— **14:45-15:00**

Fe-Layer Induced Ferromagnetism in Polycrystalline Pd Studied using In-Situ Polarised Neutron Reflectometry

Sina Mayr¹, Jingfan Ye¹, Jochen Stahn², Oliver Klein³, Andreas Schmehl³, Thomas Mairoser³, Alexander Herrnberger³, Amitesh Paul¹, Björgvin Hjörvarsson⁴, Jochen Mannhart⁵, Manfred Albrecht³, Peter Böni¹, and Wolfgang Kreuzpaintner¹

¹TU Munich, Germany, ²PSI, Switzerland, ³Univ. of Augsburg, Germany, ⁴Uppsala Univ., Sweden,

⁵Max Planck Inst. for Solid State Research, Germany

MoC2-4 ————— **15:00-15:15**

Reconfigurable Magnetic States in Multi-Layered Synthetic Antiferromagnets

Nina-Juliane Steinke¹, Amalio Fernández-Pacheco², Alexander Welbourne², Shin-Liang Chin², Dhishant Mahendru², Rhodri Mansell², Dorothee Petit², Sean Langridge¹, and Russell Cowburn²

¹ISIS, UK, ²Univ. of Cambridge, UK

MoC2-5 ————— **15:15-15:30**

Depth Control of Ferromagnetism in FePt₃ Films by Ion-Irradiation

G. L. Causer^{1,2}, D. L. Cortie¹, H. Zhu², M. Ionescu², G. J. Mankey³, and F. Klöse²

¹Univ. of Wollongong, Australia, ²ANSTO, Australia, ³Univ. of Alabama, USA

MoC2-6 ————— **15:30-15:45****Polarized Neutron Reflectometry Applied to In-Situ Thin Film Growth**

Wolfgang Kreuzpaintner¹, Sina Mayr¹, Jingfan Ye¹, Birgit Wiedemann¹, Amitesh Paul¹, Thomas Mairoser², Andreas Schmehl², Alexander Herrnberger², Jochen Stahn³, Jean-Francois Moulin⁴, Panagiotis Korelis³, Martin Haese⁴, Matthias Pomm⁴, Peter Böni¹, and Jochen Mannhart⁵

¹TU Munich, Germany, ²Universität Augsburg, Germany, ³PSI, Switzerland, ⁴HZG, Germany,

⁵Max-Planck-Institut für Festkörperforschung, Germany

MoC2-7 ————— **15:45-16:00****Evidence for Ferromagnetic Ordering in the MAX Phase(Cr_{0.95}Mn_{0.05})₂GeC**

Oleg Rivin^{1,2}, El'ad N. Caspi², Asaf Pesach², Hagai Shaked³, Andreas Hoser¹, Robert Georgii⁴, Quanzheng Tao⁵, Johanna Rosen⁵, and Michel W. Barsoum⁶

¹HZB, Germany, ²Nuclear Research Centre - Negev, Israel, ³Ben-Gurion Univ. of the Negev, Israel,

⁴FRM II, Germany. ⁵Linköping Univ., Sweden, ⁶Drexel Univ., USA

MoC2-8 ————— **16:00-16:15****The Role of Surface and Interfaces in Affecting the Magnetization of Fe₄N Thin Films**

Mukul Gupta¹, Nidhi Pandey¹, Rajeev Rawat¹, Syed Mohd Amir², Sabine Pütter², Jochen Stahn³, and Ajay Gupta⁴

¹UGC-DAE Consortium for Scientific Research, University Campus, India, ²JCNS at MLZ, Germany,

³PSI, Switzerland, ⁴Amity Univ., India

MoC2-9 ————— **16:15-16:30****Proximity Effects in Topological Insulator Heterostructures**

Valeria Lauter

ORNL, USA

Session Title	[MoD2] Soft Matter Interactions and Self Assembly
Date and Time	July 10 (Monday) / 14:00-16:30
Place	Room D (1F)
Session Chair	Yun Liu (NIST, USA) So Youn Kim (UNIST, Korea)

MoD2-1 (Invited) ————— **14:00-14:30**

Nanoparticle-Protein Interactions and their Resultant Structures

Vinod Aswal
BARC, India

MoD2-2 ————— **14:30-14:45**

Liquid Crystals with Hierarchical Ordering

Liliana de Campo^{1,2}, Minoo Moghaddam³, Anna Sokolova¹, Christine Rehm¹, Rainer Mittelbach⁴, Trond Var slot¹, Toen Castle⁵, Chris Garvey¹, Nigel Kirby⁶, and Stephen Hyde²
¹ANSTO, Australia, ²Australian Nat'l Univ., Australia, ³Nanomed, Australia, ⁴ACARA, Australia, ⁵Univ. of Pennsylvania, USA, ⁶Australian Synchrotron, Melbourne, Australia

MoD2-3 ————— **14:45-15:00**

Monitoring of Protein Interactions in Frozen and Freeze-Dried Solution States using Small Angle Scattering Techniques

Viviana Cristiglio¹, Maria Monica Castellanos^{2,3}, Isabelle Grillo¹, Joseph E. Curtis³, and Evgenyi Shalaev⁴
¹ILL, France, ²Inst. for Bioscience and Biotechnology Research, USA, ³NIST, USA, ⁴Allergan Inc., USA

MoD2-4 ————— **15:00-15:15**

Solubility Enhancement of Aromatic Amino Acids and Peptides in Aqueous Solution of Divalent Transition-Metal Cations - QENS Study

Dehong Yu¹, Guosheng Shi², Richard Mole¹, and Haiping Fang²
¹ANSTO, Australia, ²CAS, China

MoD2-5 ————— **15:15-15:30**

Synergistic Use of Computer Simulations in Neutron Scattering Investigations of Soft Materials

Changwoo Do¹, Jan-Michael Carrillo¹, Suk-kyun Ahn², and Gregory S. Smith¹
¹ORNL, USA, ²Pusan Univ., Korea

MoD2-6 ————— **15:30-15:45****Self-Assembly of Unilamellar Vesicles: Insight into the Bilayer Structure from Employing Different Contrast Conditions**

Anja F. Hörmann¹, Katharina Bressel¹, Sebastian Bayer¹, Theyencheri Narayanan², Jérémie Gummel², Sylvain Prévost³, and Michael Gradzielski¹

¹TU Berlin, Germany, ²European Synchrotron Radiation Facility, France, ³ILL, France

MoD2-7 ————— **15:45-16:00****Small Angle Scattering Study on Phase Behavior of a Mixture of Amphiphilic Block Copolymer/Additives in Aqueous Solution**

Tae-Hwan Kim^{1,2}, Eunhye Kim¹, Jong Dae Jang¹, and Young-Soo Han¹

¹Chonbuk Nat'l Univ., Korea, ²KAERI, Korea

MoD2-8 ————— **16:00-16:15****Highly Ordered and Highly Aligned Hexagonal, Honeycomb, and Kagome Self-Assembled Superlattices of Binary 1D Nanoparticles**

Sung-Hwan Lim¹, Taehoon Lee¹, Younghoon Oh², Theyencheri Narayanan³, Bong June Sung², and Sung-Min Choi¹

¹KAIST, Korea, ²Sogang Univ., Korea, ³European Synchrotron Radiation Facility, France

Session Title	[MoE2] Biological System II
Date and Time	July 10 (Monday) / 14:00-16:30
Place	Room E (2F)
Session Chair	Giorgio Schiro (CNRS, France) Ichiro Tanaka (Ibaraki Univ., Japan)

MoE2-1 (Invited) ————— 14:00-14:30

Assembly Architectures of Microtubules Triggered by Polycations

Juncheol Lee¹, Jimin Lee¹, Chaeyeon Song², Herbert Miller³, Leslie Wilson³, Cyrus Safinya³, and Myung Chul Choi¹

¹KAIST, Korea, ²Amore-Pacific Co. R&D Center, Korea, ³UCSB, USA

MoE2-2 ————— 14:30-14:45

The Effects of Deuterium on Human Serum Albumin

John White¹, Trevor Forsyth², Michael Haertlein³, Valerie Laux³, Hess David³, and Fraser Nicolas¹

¹Australian Nat'l Univ., Australia, ²Keele Univ., UK, ³LL, France

MoE2-3 ————— 14:45-15:00

Membrane Permeation versus Amyloidogenicity: A Multitechnique Study of Islet Amyloid Polypeptide Interaction with Model Membranes

Anne Martel¹, Lucas Antony², Yuri Gerelli¹, Lionel Porcar¹, Aaron Fluit², Kyle Hoffmann², Irena Kiesel¹, Michel Vivaudou³, Giovanna Fragneto¹, and Juan J. de Pablo²

¹ILL, France, ²Univ. of Chicago, USA, ³Institut de Biologie Structurale, France

MoE2-4 ————— 15:00-15:15

Orchestrated Domain Movement in Catalysis by Cytochrome P450 Reductase

Samuel Freeman^{1,2}, Anne Martel², Emma L. Raven¹, and Gordon C.K. Roberts¹

¹Univ. of Leicester, UK, ²ILL, France

MoE2-5 ————— 15:15-15:30

Dynamic Reorganisations of Photosynthetic Membranes as Revealed by Neutron Scattering

Gergely Nagy^{1,2}, Renáta Ünnepe¹, and Győző Garab¹

¹Hungarian Academy of Sciences, Hungary, ²PSI, Switzerland

MoE2-6 ————— **15:30-15:45****Inter-Lamellar Interactions and Multi-Lamellar Vesicle Formations under Shear**Hideki Seto¹, Michihiro Nagao^{2,3}, and Youhei Kawabata⁴¹HEARO, Japan, ²Indiana Univ., USA, ³NIST, USA, ⁴Tokyo Metropolitan Univ., Japan**MoE2-7** ————— **15:45-16:00****Effect of Nanodiamond Surfaces on Drug Delivery Systems**Debsindhu Bhowmik^{1,2}, Gurpreet Dhindsa¹, Utsab Shrestha¹, Eugene Mamontov²,
and Xiang-Qiang Chu¹¹Wayne State Univ., USA, ²ORNL, USA**MoE2-8** ————— **16:00-16:15****Fractional Dynamics in Silkworm Silk and Spider Silk**Igor Krasnov¹, Tilo Seydel², Imke Greving³, Malte Blankenburg³, and Martin Müller^{1,3}¹Kiel Univ., Germany, ²ILL, France, ³HZG, Germany**MoE2-9** ————— **16:15-16:30****DNA on a Gel: Structure and Self-Assembly**

Pankaj Kumar Pandey

Jawaharlal Nehru Univ.

Session Title	[MoF2] Industrial Applications I
Date and Time	July 10 (Monday) / 14:00-17:00
Place	Room F (2F)
Session Chair	Ronald Jones (NIST, USA)

MoF2-1 (Invited) ————— **14:00-14:30**

SINE2020 - Strengthening the Role of Neutron Science in Industrial Innovation

Marc Thiry¹ and Caroline Boudou²

¹HZG, Germany, ²ILL, France

MoF2-2 (Invited) ————— **14:30-15:00**

Using Manufacturing Customers to Drive Innovation, Impact, and Funding of User Facilities

Ronald Jones

NIST, USA

MoF2-3 (Invited) ————— **15:00-15:30**

Neutron Scattering Leads Material Design in Industry

Kaoru Sato

JFE Techno-Research Corporation, Japan

MoF2-4 (Invited) ————— **15:30-16:00**

Application of Neutron Reflectometry for Development of Hybrid and Fuel Cell Vehicles

Masashi Harada¹, Hiroyuki Kawaura¹, Kenji Kudo¹, Jun Sugiyama¹, Norifumi Yamada²

¹Toyota CRDL, Japan, ²KEK, Japan

MoF2-5 (Invited) ————— **16:00-16:30**

Effects of Microstructural Behavior on Stress-Relaxation Properties of Inconel X-750 Helical Springs

Jeong Won Ha¹, Baek Seok Seong², Wanchuck Woo², Hi Won Jeong³, Yoon Suk Choi⁴, and Namhyun Kang⁴

¹KOS LIMITED, Korea, ²KAERI, Korea, ³KIMS, Korea, ⁴Pusan Nat'l Univ., Korea

MoF2-6 (Invited) ————— **16:30-17:00**

LINX -Linking Industry to Neutrons and X-Rays

Erik Brok, Nicholas Skar-Gislinge, and Lise Arleth

Univ. of Copenhagen, Denmark



Tuesday, July 11, 2017

- 09:00** **Plenary II. Tim Lodge** "Time-Resolved SANS Quantifies the Dynamics of Single Chain Exchange in Block Copolymer Micelles"
(2F, Grand Ballroom)
- 09:45** **Plenary III. Jean-Marie Tarascon** "Reaction Mechanisms in Electrode/Battery Systems via Advanced Operando Techniques"
(2F, Grand Ballroom)
- 10:30-11:00** **Coffee Break**
- 11:00-12:30** **Oral Sessions**
 TuA1 (Room A) Superconductors II
 TuB1 (Room B) Neutron Facilities II
 TuC1 (Room C) Magnetic Oxides
 TuD1 (Room D) Polymer Dynamics
 TuE1 (Room E) Biological Interface I
 TuF1 (Room F) Energy Materials I
- 12:30-14:30** **Lunch & Poster Session 2** (1F, Exhibition Hall)
- 14:30-16:00** **Oral Sessions**
 TuA2 (Room A) Multiferroics
 TuB2 (Room B) Elastic Scattering Instrumentations I
 TuC2 (Room C) Magnetic Domain Imaging
 TuD2 (Room D) Nanoparticles and Self-Assembly
 TuE2 (Room E) Biological Interface II
 TuF2 (Room F) Energy Materials II





Session Title	[TuA1] Superconductors II
Date and Time	July 11 (Tuesday) / 11:00-12:30
Place	Room A (1F)
Session Chair	Linda Udby (U Copenhagen, Denmark) Masaki Fujita (Tohoku Univ., Japan)

TuA1-1 ————— **11:00-11:15**

Magnetic Resonant Excitations in Heavily Electron-Doped Iron-Selenide Superconductors

Jitae Park¹, Qisi Wang², Bingying Pan², Yao Shen², Yu Feng², Die Hu², Yiqing Hao², Hongliang Wo², Jeff Lynn³, Alexander Ivanov⁴, Songxue Chi⁵, M. Matsuda⁵, HuiBo Cao⁵, Andrew Christianson⁵, Robert Birgeneau⁶, Dmitri fremov⁷, and Jun Zhao²

¹TU Munich, Germany, ²Fudan Univ., China, ³NIST, USA, ⁴ILL, France, ⁵ORNL, USA,

⁶Univ. of California, Berkeley, USA, ⁷IFW Dresden, Germany

TuA1-2 ————— **11:15-11:30**

Effect of Nematic Order on the Low-Energy Spin Fluctuations in Detwinned BaFe_{2-x}Ni_xAs₂ Systems

Wenliang Zhang¹, J. T. Park², Xingye Lu¹, Yuan Wei¹, Xiaoyan Ma¹, Lijie Hao³, Pengcheng Dai⁴, Ziyang Meng¹, Yi-feng Yang¹, Huiqian Luo¹, and Shiliang Li¹

¹CAS, China, ²TU Munich, Germany, ³CIAE, China, ⁴Rice Univ., USA

TuA1-3 ————— **11:30-11:45**

Spin Excitations of Hole-Overdoped Fe-based Superconductors

C. H. Lee¹, K. Horigane², K. Kihou¹, J. T. Park³, F. Waßer⁴, N. Qureshi⁵, Y. Sidis⁶, R. Kajimoto⁷, K. Ikeuchi⁸, S. Ji⁸, J. Akimitsu², and M. Braden⁴

¹Nat'l Inst. of Advanced Industrial Sci., Japan, ²Okayama Univ., Japan, ³TU Munich, Germany,

⁴Univ. zu Köln, Germany, ⁵ILL, France, ⁶LLB, France, ⁷J-PARC Center, Japan, ⁸CROSS, Japan

TuA1-4 ————— **11:45-12:00**

Impact of Uniaxial Pressure on Structural and Magnetic Phase Transitions in Electron-Doped Iron Prictides

Xingye Lu¹, Kuo-Feng Tseng², Thomas Keller^{2,3}, J. T. Park⁴, and Pengcheng Dai^{1,5}

¹Beijing Normal Univ., China, ²Max-Planck-Institut fuer Festkoerperforschung, Germany,

³MLZ, Germany, ⁴TU Munich, Germany, ⁵Rice Univ., USA

TuA1-5 ————— **12:00-12:15****Heisenberg Model Analysis on Inelastic Powder Neutron Scattering Data using Pure and K Doped BaMn₂As₂ Samples**

Mehmet Ramazanoglu¹, Robert McQueeney², Aashish Sapkota², A Pandey², Jagat Lamsal², Alan Goldman², Andreas Kreyssig², David Johnston², D Abernathy³, J Nledziela³, and M Stone³
¹Istanbul Technical Univ., Turkey, ²DoE Ames Lab, USA, ³Doe Oak Ridge Lab, USA

TuA1-6 ————— **12:15-12:30****Electron Doping Effects on the Spin Spectroscopy of BaFe_{2-x}Ni_xAs₂ Superconductors**

Huiqian Luo¹, Dongliang Gong¹, Tao Xie¹, Xingye Lu², Kazuya Kamazawa³, Kazuki Iida³, Ryoichi Kajimoto⁴, Alexandre Ivanov⁵, Devashibhai Adroja⁶, Jiri Kulda⁵, Sergey Danilkin⁷, Guochu Deng⁷, Shiliang Li¹, and Pengcheng Dai⁸
¹CAS, China, ²Beijing Normal Univ., China, ³CROSS, Japan, ⁴JAEA, Japan, ⁵ILL, France, ⁶ISIS, UK, ⁷ANSTO, Australia, ⁸Rice Univ. USA

Session Title	[TuB1] Neutron Facilities II
Date and Time	July 11 (Tuesday) / 11:00-12:30
Place	Room B (1F)
Session Chair	Fangwei Wang (IoP/CAS, China) Masatoshi Arai (ESS ERIC, Sweden)

TuB1-1 (Invited) ————— **11:00-11:30**
Current Status of J-PARC MLF
Toshiji Kanaya
J-PARC Center, Japan

TuB1-2 ————— **11:30-11:45**
The ESS Instrument Suite
Ken Andersen
ESS ERIC, Sweden

TuB1-3 ————— **11:45-12:00**
The Jülich High Brilliance Neutron Source Project - Improving Access to Neutrons
T. Gutberlet, U. Rucker, P. Zakalek, T. Cronert, J. Voigt, J. Baggemann, P. Doege, and Th. Brückel
JCNS at MLZ, Germany

TuB1-4 ————— **12:00-12:15**
RIKEN Compact Neutron Systems and its New Application Results
Otake Yoshie
RIKEN, Japan

TuB1-5 ————— **12:15-12:30**
Current Status and Perspectives of HANARO
Chang-Hee Lee and Baek-Seok Seong
KAERI, Korea

TuB1-6 ————— **12:30-12:45**
Progress of Neutron Science Platform in China Advanced Research Reactor
Dongfeng Chen
CIAE, China

Session Title	[TuC1] Magnetic Oxides
Date and Time	July 11 (Tuesday) / 11:00-12:30
Place	Room C (1F)
Session Chair	Seongsu Lee (KAERI, Korea) Virginie Simonet (CNRS, France)

TuC1-1 (Invited) ————— 11:00-11:30

The Magnetism of Double Perovskites Containing 5d Transition Metal Ions

Patrick Woodward¹, Ryan Morrow², Jie Xiong¹, and Phuong Tran¹

¹Ohio State Univ., USA, ²Leibniz Inst. for Solid State and Materials Research, Germany

TuC1-2 ————— 11:45-12:00

Magnetic Interactions in Gd-based Pyrochlore Antiferromagnets

Jason S Gardner¹, J Ross Stewart², Georg Ehlers³, and J A M Paddison⁴

¹NSRRC, Taiwan, ²STFC-ISIS, UK, ³ORNL, USA, ⁴Univ. of Cambridge, UK

TuC1-3 ————— 12:00-12:15

Heavy Metal: Magneto-Structural Relationships in Ir and Os Oxides

Brendan Kennedy and Paula Kayser

The Univ. of Sydney, Australia

TuC1-4 ————— 12:15-12:30

Neutron as a Probe to Study Magnetization Reversal in a Spinel Compound,

$\text{CoCr}_{1.9}\text{Fe}_{0.1}\text{O}_4$

Amit Kumar and S. M. Yusuf

BARC, India

Session Title	[TuD1] Polymer Dynamics
Date and Time	July 11 (Tuesday) / 11:00-12:30
Place	Room D (1F)
Session Chair	Mitsuhiro Shibayama (The Univ. of Tokyo, Japan) Soo-Hyung Choi (Hongik Univ., Korea)

TuD1-1 (Invited) ————— 11:00-11:30

Complex Structured Polymers in Extensional Flow - Rheology and Small-Angle Neutron Scattering

Kell Mortensen¹, Jacob Kirkensgaard¹, Anine Borger¹, Ole Hassager², Kristoffer Almdal², Qian Huang², Andriy Dorokhin², and Christopher J. Garvey³

¹Univ. of Copenhagen, Denmark, ²Technical Univ. of Denmark, Denmark, ³ANSTO, Australia

TuD1-2 ————— 11:30-11:45

Time-Resolved Simultaneous SANS/FTIR Measurements on Cocrystallization Phenomena of Syndiotactic Polystyrene with Polyethyleneglycols

Fumitoshi Kaneko¹, Shuma Sato¹, Tatsuya Kawaguchi¹, Aurel Radulescu², Maria M. Schiavone², Tobias E. Schrader², Jürgen Allgaier², Masayoshi Nishiura³, and Zhaomin Hou³

¹Osaka Univ., Japan, ²JCNS, Germany, ³RIKEN, Japan

TuD1-3 ————— 11:45-12:00

Topological Interactions in Polymers under Shear

Maciej Kawecki¹, Franz Adlmann², Philipp Gutfreund³, Sudipta Gupta⁴, Airidas Korolokovas³, Peter Falus³, David Uhrig⁵, and Max Wolff²

¹EMPA, Switzerland, ²Uppsala Univ., Sweden, ³ILL, France, ⁴Louisiana State Univ., USA, ⁵ORNL, USA

TuD1-4 ————— 12:00-12:15

New Insights into an Old Topic: Rheology and Structure of Hyaluronic Acid (HA) - Surfactant Complexes

Philipp Buchold^{1,2}, Ralf Schweins¹, and Michael Gradzielski²

¹ILL, France, ²TU Berlin, Germany

TuD1-5 ————— 12:15-12:30

The Logarithmic Relaxation Process and the Critical Temperature of Liquids in Nano-Confined States

Suresh Mavila Chathoth¹, Changjiu Chen¹, and Dehong Yu²

¹City Univ. of Hong Kong, Hong Kong, ²ANSTO, Australia

Session Title	[TuE1] Biological Interface I
Date and Time	July 11 (Tuesday) / 11:00-12:30
Place	Room E (2F)
Session Chair	Myung Chul Choi (KAIST, Korea) Martin Mueller (HZG, Germany)

TuE1-1 (Invited) ————— 11:00-11:30

Examining the Creation and Destruction of Model Bacterial Surfaces

Luke Clifton¹, Maximilian Skoda¹, Arwel Hughes¹, Stephen Holt², and Jeremy Lakey³

¹ISIS, UK, ²ACNS, Australia, ³Newcastle Univ., UK

TuE1-2 ————— 11:30-11:45

Non-Lamellar Lipid Assembly at Interfaces-Revealing Layer Structure and Dynamics by Neutron Surface Scattering Techniques

Tommy Nylander¹, Olaf Soltwedel^{2,3}, Marina Ganeva⁴, Christopher Hirst¹, James Holdaway¹, Marianna Yanez Arteta¹, Maria Wadsater¹, Justas Barauskas⁵, Henrich Frielinghaus⁴, and Olaf Holderer⁴

¹Lund Univ., Sweden, ²Max-Planck-Inst., Germany, ³TU Munich, Germany, ⁴JCNS, Germany, ⁵Camurus AB, Sweden

TuE1-3 ————— 11:45-12:00

Neutron Reflectometry Investigations of Single Lipid Bilayer-Poloxamer Biomimetic Systems

Jaroslav Majewski^{1,2,3}, Steven Hayden⁴, Ann Junghans², and Millicent Firestone²

¹Los Al Nat'l Science Foundation, USA, ²Los Alamos Nat'l Laboratory, USA, ³Univ. of California Davis, USA, ⁴Aramco Research Center, USA

TuE1-4 ————— 12:00-12:15

Molecular Transport in Lipid Membranes: Lipid Exchange and Translocation Processes Investigated by Reflectivity and Small Angle Neutron Scattering

Lionel Porcar¹, Yuri Gerelli¹, Giovanna Fragneto¹, and Ursula Perez-Salas²

¹ILL, France, ²Univ. of Illinois, USA

TuE1-5 ————— 12:15-12:30

Cholesterol Facilitates Assembly of Protein on Membrane: Insights into Lipid Rafts

Minh Dinh Phan¹, Keel Yong Lee¹, Jumi Lee¹, Sushil Satija², and Kwanwoo Shin¹

¹Sogang Univ., Korea, ²NIST, USA

Session Title	[TuF1] Energy Materials I
Date and Time	July 11 (Tuesday) / 11:00-12:30
Place	Room F (2F)
Session Chair	Sung-Yoon Chung (KAIST, Korea)

TuF1-1 (Invited) ————— 11:00-11:30

Neutrons Are Indispensable for Research on Energy Materials!

Matthias Ballauff

HZB, Germany

TuF1-2 ————— 11:30-11:45

Neutron Diffraction Study on Li₃PO₄ Solid Electrolyte for Lithium Ion Battery

Evvy Kartini¹, Maykel Manawan², and Malcolm F. Collins³

¹Nat'l Nuclear Energy Agency, Indonesia, ²Univ. of Indonesia, Indonesia, ³McMaster Univ., Canada

TuF1-3 ————— 11:45-12:00

Impact of Moisture on the Morphology of Hybrid Organometal Halide Perovskite Thin Films for Photovoltaic Applications

Johannes Schlipf¹, Lukas Oesinghaus¹, Lorenz Bießmann¹, Ezzeldin Metwalli¹, Lionel Porcar², and Peter Müller-Buschbaum

¹TU Munich, Germany, ²ILL, France

TuF1-4 ————— 12:00-12:15

Evolution of Boson Peak with Li-Salt Concentration in Superionic xLi₂SO₄(1-x)LiPO₃ Glasses

Tom Heitmann¹, Gavin Hester², and Saibal Mitra²

¹Univ. of Missouri Research Reactor, USA, ²Missouri State Univ., USA

TuF1-5 ————— 12:15-12:30

Hydrogen Dynamics in Novel Solid-State Li Conductors

Tatsiana Burankova¹, Léo Duchêne², Yigang Yan², Ruben-Simon Kühnel², Jan Embs¹, Bernhard Frick³, and Arndt Remhof²

¹PSI, Switzerland, ²Swiss Federal Laboratories for Materials Sci. and Tech., Switzerland,

³ILL, France

Session Title	[TuA2] Multiferroics
Date and Time	July 11 (Tuesday) / 14:30-16:00
Place	Room A (1F)
Session Chair	Je-Geun Park (Seoul Nat'l Univ., Korea) Patrick Woodward (Ohio State Univ., USA)

TuA2-1 **14:30-14:45**
Magnetic Ground State and Magnon-Phonon Interaction in Multiferroic h-YMnO₃

Sonja L. Holm^{1,2}, Andreas Kreisel^{1,3}, Turi K. Schäffer¹, Anders Bakke¹, Mads Bertelsen¹, Ursula B. Hansen¹, Maria Retuerto^{1,4}, Jacob Larsen⁵, Dharmalingam Prabhakaran⁶, Pascale P. Deen^{1,7}, Zahra Yamani⁸, Jonas O. Birk^{1,9}, Uwe Stuhr⁹, Christof Niedermayer⁹, Amy Fennell⁹, Brian M. Andersen¹, and Kim Lefmann¹

¹Univ. of Copenhagen, Denmark, ²Univ. of Aarhus, Denmark, ³Univ. of Leipzig, Germany, ⁴Consejo Superior de Investigaciones Científicas, Spain, ⁵TU Denmark, Denmark, ⁶Univ. of Oxford, UK, ⁷ESS ERIC, Sweden, ⁸Chalk River Nat'l Laboratories, Canada, ⁹PSI, Switzerland

TuA2-2 **14:45-15:00**
Magnetic Structure and Dynamics of Multiferroic CuO

H. Jacobsen¹, A. J. Princep¹, E. Hamilton¹, S. Tóth², R.A. Ewings³, M. Enderle⁴, E. M. Hétyou Wheeler⁵, D. Prabhakaran¹, and A. T. Boothroyd¹

¹Oxford Univ., UK, ²PSI, Switzerland, ³Rutherford Appleton Laboratory, UK, ⁴ILL, France, ⁵ILL, UK

TuA2-3 **15:00-15:15**
The Origin of the Polar Symmetry in Huebnerite-Type (MnWO₄) Multiferroics

SoHyun Park¹, Jürg Schefer², Muhtar Ahart³, Björn Pedersen⁴, Florence Porcher⁵, David Behal¹, and Benedikt Röska¹

¹Ludwig-Maximilians-Universität München, Germany, ²PSI, Switzerland, ³Carnegie Institute, USA, ⁴FRM II, Germany, ⁵LLB, France

TuA2-4 **15:15-15:30**
Origin of Magnetoelectric Coupling Effect and Spin Dynamics of Multiferroic System Co₄Nb₂O₉

Guochu Deng¹, Yiming Cao², Wei Ren², Shixun Cao², Andrew Studer¹, Nicolas Gauthier³, Michel Kenzelmann³, Gene Davison¹, Kirrily Rule¹, Jason Gardner⁴, Paolo Imperia¹, Clemens Ulrich⁵, and Garry McIntyre¹

¹ANSTO, Australia, ²Shanghai Univ., China, ³PSI, Switzerland, ⁴Nat'l Synchrotron Radiation Research Center, Taiwan, ⁵Univ. of New South Wales, Australia

TuA2-5 **15:30-15:45**
Understanding Multiferroicity in the (ND₄)₂FeCl₅(D₂O) Molecular Magnet

Javier Campo¹, José Alberto Rodríguez-Velamazán^{1,2}, Oscar Fabelo², Angel Millán¹, and Laurent Chapon²

¹Materials Sci. Inst. of Aragon, Spain, ²ILL, France

Session Title	[TuB2] Elastic Scattering Instrumentations I
Date and Time	July 11 (Tuesday) / 14:30-16:00
Place	Room B (1F)
Session Chair	Pavol Mikula (NPI/CAS, Czech) Henrich Frielinghaus (JCNS at MLZ, Germany)

TuB2-1 ————— **14:30-14:45**
The First Year of Operation of the Novel PEARL Neutron Powder Diffractometer in Delft
Lambert van Eijck, Marnix Wagemaker, Ad van Well, and Catherine Pappas
Delft Univ. of Tech., Netherlands

TuB2-2 ————— **14:45-15:00**
D3 at the ILL: Structural Studies of Hydrogenous Liquid and Amorphous Systems
Anne Stunault, Gabriel Cuello, Sebastien Vial, and David Jullien
ILL, France

TuB2-3 ————— **15:00-15:15**
Realizing DREAM at European Spallation Source
Mikhail Feygenson¹, Werner Schweika^{1,2}, Nicolo Violini¹, Philipp Jacobs³, and Andreas Houben³
¹JCNS, Germany, ²JCNS, Germany, ³ESS ERIC, Sweden, ⁴RWTH Aachen Univ., Germany

TuB2-4 ————— **15:15-15:30**
The Upgrade from WAND to WAND2 at HFIR: Possibilities and Future
Matthias Frontzek, Katie Andrews, Bryan Chakoumakos, and Jaime Fernandez-Baca
ORNL, USA

TuB2-5 ————— **15:30-15:45**
The Material Engineering Diffractometer BEER at ESS
Premysl Beran¹, Jan Saroun¹, Petr Lukas¹, Jochen Fenske², Mustapha Rouijaa², Gregor Nowak²,
Dirk Jan Siemers², Rudiger Kiehn², Martin Muller², and Markus Strobl³
¹Nuclear Physics Institute CAS, Czech, ²HZG, Germany, ³ESS ERIC, Sweden

TuB2-6 ————— **15:45-16:00**
Studying Soft-Matter and Biological Systems Over a Wide Length Scale from nm to
Microns and with High Intensity and High Resolution at the Versatile SANS
Diffractometer KWS-2
Judith Houston, Georg Brandl, Marie-Sousai Appavou, and Aurel Radulescu
JCNS, Germany

Session Title	[TuC2] Magnetic Domain Imaging
Date and Time	July 11 (Tuesday) / 14:30-16:00
Place	Room C (1F)
Session Chair	Take nao Shinohara (J-PARC, Japan) Seung Wook Lee (Pusan Nat'l Univ., Korea)

TuC2-1 (Invited) ————— 14:30-15:00

The Response of Supplementary and Bulk Magnetic Domains during Static and Alternating Magnetic Field Excitations Visualized by Neutron Dark-Field Imaging

Christian Gruenzweig
PSI, Switzerland

TuC2-2 ————— 15:00-15:15

A Review about Radiography and Tomography with Polarized Neutrons - a Perfect Tool to Study Magnetic Fields Inside of Matter

Wolfgang Treimer
Beuth Univ. of Applied Sciences, Germany

TuC2-3 ————— 15:15-15:30

Quantitative Characterization of Microstructure of Additively Manufactured Inconel 718 Parts using Bragg-edge Imaging Radiography and Validation using Neutron Diffraction

Gian Song¹, Hassina Bilheux¹, Jean Bilheux¹, Jiao Lin¹, Qingge Xie¹, Ke An¹, Alexandru Stoica¹, Louis Santodonato¹, Ryan Dehoff¹, Michael Kirka¹, and Anton Tremsin²
¹ORNL, USA, ²Univ. of California, Berkeley, USA

TuC2-4 ————— 15:30-15:45

In-situ Neutron Radiography Investigations of the Reaction of Zircaloy-4 in Steam, Nitrogen/Steam and Air/Steam Atmospheres

Mirco Grosse¹, Samuel Pulvermacher¹, Martin Steinbrueck¹, and Burkhard Schillinger²
¹Karlsruhe Inst. of Tech., Germany, ²TU Munich, Germany

TuC2-5 ————— 15:45-16:00

Characterisation of 'Pattern-Welded' Swords from the Viking Age by Means of Neutron Techniques

Anna Fedrigo¹, Markus Strobl¹, Alan R. Williams², Peter Pentz³, Kim Lefmann⁴, Poul Erik Lindelof⁴, Burkhard Schillinger⁵, Antonella Scherillo⁶, Florence Porcher⁷, and Francesco Grazi⁸
¹ESS ERIC, Sweden, ²The Wallace Collection of London, UK, ³Nat'l Museum, Denmark, ⁴Univ. of Copenhagen, Denmark, ⁵FRM II, Germany, ⁶ISIS, UK, ⁷LLB, CEA-CNRS, France, ⁸Consiglio Nazionale delle Ricerche, Italy

Session Title	[TuD2] Nanoparticles and Self-Assembly
Date and Time	July 11 (Tuesday) / 14:30-16:00
Place	Room D (1F)
Session Chair	Vinod Aswal (BARC, India) Changwoo Do (ORNL, USA)

TuD2-1 (Invited) ————— 14:30-15:00

A Generic Size-Selective Purification Method for Nanoparticles based on the Critical Casimir Effect

Hongyu Guo^{1,2}, Gheorghe Stan¹, and Yun Liu^{1,2}

¹NIST, USA. ²Univ. of Delaware, USA

TuD2-2 ————— 15:00-15:15

Structure and Interfacial Properties of Patchy Nanoparticles

Zhi Luo and Francesco Stellacci

EPFL, Switzerland

TuD2-3 ————— 15:15-15:30

Grazing Incidence Small Angle Neutron Scattering from Structures below an Interface

Shirin Nouhi, Maja S. Hellsing, Vassilios Kapaklis, and Adrian R. Rennie

Uppsala Univ., Sweden

TuD2-4 ————— 15:30-15:45

SANS/USANS Tunable Multiscale Nanoparticle Ordering by Polymer Crystallization

J. Jestin^{1,2}, D. Zhao², V. Gimenez-Pinto², A. Jimenez², and S.K. Kumar²

¹LLB, France, ²Columbia Univ., USA

TuD2-5 ————— 15:45-16:00

Complementary Small-Angle Neutron and X-Ray Scattering Studies of Mitoxantrone Loaded Iron Oxide Nanoparticle Complex for Magnetic Drug Targeting

Artem Feoktystov¹, Vasil Garamus², Jan Zaloga³, Rainer Tietze³, Alexander Ioffe¹, Thomas Brückel¹, and Christoph Alexiou³

¹JCNS, Germany, ²HZG, Germany, ³Univ. Hospital Erlangen, Germany

Session Title	[TuE2] Biological Interface II
Date and Time	July 11 (Tuesday) / 14:30-16:00
Place	Room E (2F)
Session Chair	Luke Clifton (ISIS, UK) Hideki Seto (KEK, Japan)

TuE2-1 (Invited) ————— 14:30-15:00

Structure, Composition and Dynamics of Lipoproteins:
How to Get Better Markers for Atherosclerosis

Selma Maric¹, Kathryn Browning², Tania Lind¹, Sarah Waldie^{1,3}, Martin Malmsten²,
Trevor Forsyth³, Martine Moulin³, Michael Haertlein³, and Marite Cardenas¹

¹Malmö Univ., Sweden ²Uppsala Univ., Sweden, ³ILL, France

TuE2-2 ————— 15:00-15:15

Small Molecule Interactions with Lipid Bilayers by Neutron Diffraction

Christopher J. Garvey¹, Ben Kent², Thomas Hauß², Robert Georgii³, Bruno Demé⁴, Viviana
Cristiglio⁴, Tamim Darwish¹, Chun-Ming Wu⁵, Ricardo L. Mancera⁶, and Gary Bryant⁷

¹ANSTO Australia, ²HZB, Germany, ³TU Munich, Germany, ⁴ILL, France, ⁵Nat'l Synchrotron
Radiation Research Center, Taiwan, ⁶Curtin Univ., Australia, ⁷RMIT Univ., Australia

TuE2-3 ————— 15:15-15:30

Dynamical Transition in Cationic Lipid Dioctadecyldimethylammonium Bromide:
QENS and MD Simulation Study

S. Mitra¹, P. Dubey¹, H. Srinivasan¹, V.K. Sharma¹, V. Garcia Sakai², and R. Mukhopadhyay¹

¹BARC, India, ²Rutherford Appleton Laboratory, UK

TuE2-4 ————— 15:30-15:45

Neutron Diffraction Reveals Peculiar Effects of Calcium on Lipid Membranes

Norbert Kučerka^{1,2}, Ermuhammad Dushanov³, Kholmirzo T. Kholmurodov^{1,4}, John Katsaras^{5,6,7},
and Daniela Uhríková²

¹FLNP, Russia, ²Univ. in Bratislava, Slovakia, ³JINR, Russia, ⁴Dubna State Univ. in Dubna, Russia,

⁵Shull Wollan Center at Joint Inst. for Neutron Sciences in Oak Ridge, USA, ⁶ORNL, USA,

⁷Univ. of Tennessee, USA

TuE2-5 ————— 15:45-16:00

Determining the Location of Encapsulated Peptides, Proteins, and Other
Biomolecules in Contrast-Matched Lipid Bicontinuous Cubic Phases using SANS

Leonie van't Hag^{1,2,3}, Liliana de Campo⁴, Sally Gras², Calum Drummond⁵, and Charlotte Conn⁵

¹ETH Zurich, Switzerland, ²The Univ. of Melbourne, Australia, ³CSIRO Manufacturing, Australia,

⁴ANSTO, Australia, ⁵RMIT Univ., Australia

Session Title	[TuF2] Energy Materials II
Date and Time	July 11 (Tuesday) / 14:30-16:00
Place	Room F (2F)
Session Chair	Tom Heitmann (Univ. of Missouri Research Reactor, USA)

TuF2-1 (Invited) ————— 14:30-15:00

Advancing Energy Technologies by Understanding Material Function using Neutron Scattering and Computational Methods

Vanessa Peterson

ACNS, Australia

TuF2-2 ————— 15:00-15:15

Battery Ageing and Performance Studied with Various Neutron Scattering Techniques

Ralph Gilles, Seidlmayer Stefan, Paul Neelima, von Lüders Christian, Hofmann Michael, Hattendorff Johannes, Buchberger Irmgard, Kudejova Petra, Knoche Thomas, Zinth Veronika, Schulz Michael, Schnell Joshua, Reinhart, Gunter, Gasteiger Hubert A., and Jossen Andreas

TU Munich, Germany

TuF2-3 ————— 15:15-15:30

Operando Small-Angle Neutron Scattering of Lithium-Ion Batteries Using Silicon Nanoparticles Anodes

Coraline Millot¹, Jean-Francois Colin¹, Hakima Mendil-Jakani¹, Lionel Porcar², and Sandrine Lyonnard¹

¹*CEA Grenoble, France*, ²*ILL, France*

TuF2-4 ————— 15:30-15:45

In-Situ Observation of Redox Behavior in Ni-YSZ Solid Oxide Fuel Cell Electrodes

Markus Strobl^{1,2}, Malgorzata Makowska³, Henrik L Frandsen⁴, Salvatore De Angelis⁴, Soren Schmidt⁴, Monica-Elisabeta Lacatusu⁴, Saurabh Kabra⁵, Winfried Kockelmann⁵, Manuel Morgano², Pavel Trtik², Tetsuya Kai⁶, Takenao Shinohara⁶, Anton S Tremsin⁷, and Luise Theil-Kuhn⁴

¹*ESS ERIC, Sweden*, ²*PSI, Switzerland*, ³*FRM II, Germany*, ⁴*DTU, Denmark*, ⁵*RAL, UK*,

⁶*J-PARC Center, Japan*, ⁷*UC Berkeley, USA*

TuF2-5 (Invited) ————— 15:45-16:15

Comments on the Origin of Photovoltaic Properties of Organic-Inorganic Lead Iodide Perovskites

Seung-Hun Lee

Univ. of Virginia, USA



Wednesday, July 12, 2017

- 09:00** **Plenary IV. Peter Müller-Buschbaum**
 "GISANS - Basics, Challenges and Possibilities" (2F, Grand Ballroom)
- 09:45** **Plenary V. Victoria Garcia-Sakai**
 "Life on the Fast Lane - Importance of Motions at the Nanoscale"
 (2F, Grand Ballroom)
- 10:30-11:00** **Coffee Break**
- 11:00-12:30** **Oral Sessions**
 WeA1 (Room A) Lattice Dynamics
 WeB1 (Room B) Sample Environment and Software II
 WeC1 (Room C) Quantum Magnetism
 WeD1 (Room D) Single Chain Behaviour of Polymers
 WeE1 (Room E) Engineering Materials I
 WeF1 (Room F) Energy Materials III
- 12:30-14:30** **Lunch & Poster Session 3** (1F, Exhibition Hall)
- 14:30-16:00** **Oral Sessions**
 WeA2 (Room A) Magnetic Structure
 WeB2 (Room B) Sample Environments
 WeC2 (Room C) Neutron Imaging
 WeD2 (Room D) Liquids and Dynamics
 WeE2 (Room E) Elastic Scattering Instrumentations II
 WeF2 (Room F) Energy Materials IV





Session Title	[WeA1] Lattice Dynamics
Date and Time	July 12 (Wednesday) / 11:00-12:30
Place	Room A (1F)
Session Chair	Toby Perring (ISIS, UK) Young Lee (Stanford Univ., USA)

WeA1-1 ————— **11:00-11:15**

Large Anharmonicity in Energy Materials from Inelastic Neutron Scattering and First-Principles Calculations

Jiawang Hong

Beijing Inst. of Tech., China

WeA1-2 ————— **11:15-11:30**

Phonon Localization as a Driver for Relaxor Ferroelectric Behavior

Michael Manley

ORNL, USA

WeA1-3 ————— **11:30-11:45**

Thermal Expansion and Negative Linear Compressibility in $\text{ZnAu}_2(\text{CN})_4$:
An Inelastic Neutron Scattering Measurements and Lattice Dynamical Studies

Mayanak Kumar Gupta¹, Ranjan Mittal^{1,2}, Baltej Singh¹, Mohamed Zbiri², Andrew Goodwin³,
Helmut Schober², and Samarath Lal Chaplot^{1,2}

¹BARC, India, ²Homi Bhabha Nat'l Inst., India, ³ILL, France, ⁴Univ. of Oxford, UK

WeA1-4 ————— **11:45-12:00**

A Nuclear Quantum Effect with Pure Anharmonicity Causes the Anomalous Thermal Expansion of Silicon

Dennis (Sungtae) Kim and Brent Fultz

Caltech, USA

WeA1-5 ————— **12:00-12:15**

Phonons and Anomalous Thermal Expansion Behaviour in Crystalline Solids

Ranjan Mittal, M. K. Gupta, and S. L. Chaplot

BARC, India

Session Title	[Web1] Sample Environment and Software
Date and Time	July 12 (Wednesday) / 11:00-12:30
Place	Room B (2F)
Session Chair	Marek Bartkowiak (PSI, Switzerland) Arno Hiess (ESS, Sweden)

WeB1-1 ————— **11:00-11:15**

Towards Realistic Tribological Models: Experimental Structural Studies of Confined Lubricating Surfaces Using Neutrons

Rob Barker^{1,2}, Javier Sotres³, Stuart Prescott⁴, Robert Richardson⁵, Becky Welbourn⁶, and Andrew Jackson⁷

¹Univ. of Kent, UK, ²Univ. of Dundee, UK, ³Malmö Univ., Sweden, ⁴UNSW, Australia,

⁵Univ. of Bristol, UK, ⁶ISIS, UK, ⁷ESS ERIC, Sweden

WeB1-2 ————— **11:15-11:30**

Temperature Sample Environment for the High Filed Magnet at the Helmholtz-Zentrum Berlin

Klaus Kiefer¹, Sebastian Gerischer¹, Robert Wahle¹, Bastian Klemke¹, Elizabeth Blackburn², Ted Forgan², and Peter Smeibidl¹

¹HZB, Germany, ²Univ. of Birmingham, UK

WeB1-3 ————— **11:30-11:45**

Compact HTS Magnets for Neutron Scattering Sample Environments

Taotao Huang, Donald Pooke, Mike Fee, and Vadim Chamritski

HTS-110, New Zealand

WeB1-4 ————— **11:45-12:00**

BornAgain: a Simulation and Fitting Framework for Nuclear and Magnetic GISANS

Jan Burle, Jonathan Fisher, Marina Ganeva, Gennady Pospelov, Walter Van Herck, and Joachim Wuttke

JCNS, Germany

WeB1-5 ————— **12:00-12:15**

Depth Resolved GISANS from Liquid Solid Interfaces Reconstructed via 2D
Resolution Functions

Franz A. Adlmann¹, Gunnar K. Pálsson¹, Airidas Korolkovas², Brian Kitchen¹, Andreas Bliersbach¹,
Boris Toperverg³, and Max Wolff¹

¹*Uppsala Univ., Sweden*, ²*ILL, France*, ³*PNPI, Russia*

WeB1-6 ————— **12:15-12:30**

A Sapphire Single Crystal Cell for In Situ Neutron Powder Diffraction of
Solid Gas Reactions

Holger Kohlmann

Univ. Leipzig, Germany

Session Title	[WeC1] Quantum Magnetism
Date and Time	July 12 (Wednesday) / 11:00-12:30
Place	Room C (1F)
Session Chair	Michel Kenzelmann (PSI, Switzerland) Catherine Pappas (Delft Univ., Netherlands)

WeC1-1 (Invited) ————— 11:00-11:30
Majorana Fermions in Kitaev Quantum Spin Lattice $\alpha\text{-RuCl}_3$

 Seung-Hwan Do¹, Sang-Youn Park², Kwang-Yong Choi¹, Jae-Hoon Park^{2,3}, and Sungdae Ji^{2,3}
¹Chung-Ang Univ., Korea, ²Max Planck POSTECH Center for Complex Phase Materials, Korea

WeC1-2 ————— 11:30-11:45
Revisiting the Low Energy Spin Dynamics of the Quantum Spin Ice Candidate
 $\text{Pr}_2\text{Sn}_2\text{O}_7$

 P. M. Sarte¹, A. A. Aczel², G. Ehlers², C. Stock¹, B. D. Gaulin^{3,4}, C. Mauws⁵, M.B. Stone²,

 S. Calder², S. E. Nagler², J. W. Hollett⁵, J. S. Gardner^{2,6}, J. P. Attfield¹, and C. R. Wiebe^{3,5,7,8}
¹Univ. of Edinburgh, UK, ²ORNL, USA, ³McMaster Univ., Canada, ⁴Canadian Inst. for Advanced Research, Canada, ⁵Univ. of Winnipeg, Canada, ⁶Nat'l Taiwan Univ., Taiwan, ⁷Nat'l Synchrotron Radiation Research Center, Taiwan, ⁸Univ. of Manitoba, Canada

WeC1-3 ————— 11:45-12:00
Magnetic Charge Injection in Spin Ice: a New Way to Fragmentation

 Virginie Simone¹, Emilie Lefrançois^{1,2,3}, Vadim Cathelin¹, Elsa Lhotel¹, Julien Robert¹,

 Rafik Ballou¹, Laurent C. Chapon⁴, Pascal Lejay¹, Françoise Damay⁵, Claire V. Colin¹,

 Jacques Ollivier², and Bjorn Fak²
¹Institut Néel, France, ²ILL, France, ³Max Planck Inst. for Solid State Research, Germany,

⁴Diamond, UK, ⁵LLB, France

WeC1-4 ————— 12:00-12:15
Magnetic Excitations in $\text{Yb}_2\text{Ti}_2\text{O}_7$ Studied in A 111 Magnetic Field

 Jonas Kindervater¹, Allen Scheie¹, Seyed Koohpayeh¹, Garbiele Sala², Georg Ehlers²,

 Oleg Tchernyshov¹, and Collin Broholm¹
¹Inst. for Quantum Matter and Department of Phyk, USA., ²ORNL, USA

Session Title	[WeD1] Single Chain Behaviour of Polymers
Date and Time	July 12 (Wednesday) / 11:00-12:30
Place	Room D (1F)
Session Chair	Jaroslaw Majewski (UC Davis, USA) Dae-Won Sohn (Hanyang Univ., Korea)

WeD1-1 (Invited) ————— 11:00-11:30

Structure and Dynamics of Single-Chain Nano-Particles in Solution

Arantxa Arbe¹, Josetxo Pomposo^{1,2}, Angel J. Moreno¹, and Juan Colmenero^{1,3}

¹*Centro de Física de Materiales, Spain, ²Ikerbasque, Basque Foundation for Science, Spain,*

³*Donostia International Physics Center, Spain*

WeD1-2 ————— 11:30-11:45

Polymer Conformation Changes due to Soft Confinement

Björn Kuttich and Bernd Stühn

TU Darmstadt, Germany

WeD1-3 ————— 11:45-12:00

Spatial Scale Dependence of Diffusion Process in Glass-Forming Liquids

Maiko Kofu^{1,2}, Antonio Faraone³, Madhusudan Tyagi³, Michihiro Nagao³, and Osamu Yamamuro²

¹*J-PARC Center, Japan, ²Univ. of Tokyo, Japan, ³NIST, USA*

WeD1-4 ————— 12:00-12:15

Reduced Mobility of Polymer Thin Films near the Graphene Oxide Surface

Jaseung Koo¹, Ki-In Choi¹, Tae-Ho Kim¹, and Sushil Satija²

¹*KAERI, Korea, ²NIST, USA*

WeD1-5 ————— 12:15-12:30

Investigation of Molecular Dynamics: Comparison of New Methods

Dominik Zeller^{1,2,3}, Victoria Garcia Sakai³, and Judith Peters^{1,2}

¹*Université Grenoble Alpes, LiPhy, France, ²ILL, France, ³ISIS, UK*

Session Title	[WeE1] Engineering Materials I
Date and Time	July 12 (Wednesday) / 11:00-12:30
Place	Room E (2F)
Session Chair	Xun-Li Wang (City Univ. of Hong Kong, Hong Kong) Oliver Kirstein (ESS ERIC, Sweden)

WeE1-1 (Invited) ————— 11:00-11:30

In Situ Measurements of Microstructure Evolution during Heat-Treatments for Engineering Steels using Quantum Beams

Yo Tomota
NIMS, Japan

WeE1-2 ————— 11:30-11:45

The Influence of Porosity in Spray Formed Steels on Pseudo-Strains Induced in Neutron Diffraction Residual Strain/Stress Measurements

Tung Lik Lee
ISIS, UK

WeE1-3 ————— 11:45-12:00

Microstructural Evolution of Ultrahigh Strength Secondary Hardening Steels with Different Co and Ni Contents

Yoon-Jung Won, Jung-Sun You, Young-Jun Kwon, Soon-Woo Kwon, Hoon Kwon, and Ki-Sub Cho
Kookmin Univ., Korea

WeE1-4 ————— 12:00-12:15

In-situ Neutron Diffraction Study of Deformation Behaviors of CrCoFeNi High Entropy Alloy at Large Plastic Strain

Bing Wang¹, Muhammad NAEEM¹, Tamas Ungar², Weihong Liu¹, Chain Tsuan Liu¹, Si Lan^{1,3}, Stefanus Harjo⁴, and Xun-Li Wang¹

¹City Univ. of Hong Kong, Hong Kong, ²Etövös Univ. Budapest, Hungary, ³Nanjing Univ. of Sci. and Tech., China, ⁴JAEA, Japan

WeE1-5 ————— 12:15-12:30

Elucidating the Relationship Between Terahertz Vibrations and Mechanical Properties in Metal-Organic Framework Materials

Matthew Ryder^{1,2,3}, Bartolomeo Civalleri⁴, Gianfelice Cinque³, Sanghamitra Mukhopadhyay², Svemir Rudic², Felix Fernandez-Alonso², and Jin-Chong Tan¹

¹Univ. of Oxford, UK, ²ISIS, UK, ³Diamond Light Source, UK, ⁴Univ. of Turin, Italy

Session Title	[WeF1] Energy Materials III
Date and Time	July 12 (Wednesday) / 11:00-12:30
Place	Room F (2F)
Session Chair	T. Kamiyama (KEK, Japan)

WeF1-1 (Invited) ————— **11:00-11:30**

Neutron Powder Diffraction of Energy Storage Materials

Ashfia Huq

ORNL, USA

WeF1-2 ————— **11:30-11:45**

Determining the Surface Property Variation of Heterogeneous Porous Materials Using the Generalized Porod's Law Scattering Theory

Wei-Shan Chiang^{1,2} and Yun Liu^{1,2}

¹*NIST, USA*, ²*Univ. of Delaware, USA*

WeF1-3 ————— **11:45-12:00**

Evaluation of Filling Rate of Methane in Methane-Propane Hydrate by Neutron Powder Diffraction

Akinori Hoshikawa, Takeshi Matsukawa, and Toru Ishigaki

Ibaraki Univ., Japan

WeF1-4 ————— **12:00-12:15**

Neutron Diffraction Study on Nanoparticles of Metal Hydrides

Hiroshi Akiba¹, Maiko Kofu^{1,2}, Kohei Kusada³, Hirokazu Kobayashi³, Hiroshi Kitagawa³, Kazutaka Ikeda^{2,4}, Toshiya Otomo^{2,4}, and Osamu Yamamuro¹

¹*The Univ. of Tokyo, Japan*, ²*J-PARC, Japan*, ³*Kyoto Univ., Japan*, ⁴*KEK, Japan*

Session Title	[WeA2] Magnetic Structure
Date and Time	July 12 (Wednesday) / 14:30-16:00
Place	Room A (1F)
Session Chair	Kim Lefman (Univ. of Copenhagen, Denmark) Shinich Shamoto (JAEA, Japan)

WeA2-1 ————— **14:30-14:45**

B vs. T phase Diagram of $(\text{ND}_4)_2[\text{FeCl}_5(\text{D}_2\text{O})]$ Studied by Neutron Diffraction and Magnetization

Wei Tian¹, Huibo Cao¹, Jiaqiang Yan¹, Amanda Clune², Kendall Hughey², John Singleton³, Janice Musfeldt², Brian Sales¹, and Jaime Fernandez-Baca¹

¹ORNL, USA, ²Univ. of Tennessee, USA, ³Los Alamos Nat'l Laboratory, USA

WeA2-2 ————— **14:45-15:00**

Magnetic Structure Analysis of EuMn_2O_5 at $q_M=(1/2,0,1/3)$ Ferroelectric Phase based on Magnetic Space Group

Yukio Noda¹, Hiroyuki Kimura¹, Satoru Horio¹, Jin Lin¹, Sei Fujiyama¹, Mamoru Fukunaga¹, Haruhiro Hiraka², Hironori Nakao³, ChangHee Lee⁴, ShinAe Kim⁴, and Myungkook Moon⁴

¹Tohoku Univ., Japan, ²Ibaraki Univ., Japan, ³PF-KEK, Japan, ⁴HANARO-KAERI, Korea

WeA2-3 ————— **15:00-15:15**

Neutron Diffraction to Distinguish Between Symmetry Lowering and Renninger Effect: An Example of Multiferroic $\text{Ba}_2\text{CoGe}_2\text{O}_7$

Andrew Sazonov¹, Martin Meven¹, Robert Georgii², Georg Roth³, and Vladimir Hutanu¹

¹MLZ, Germany, ²TU Munich, Germany, ³RWTH Aachen Univ., Germany

WeA2-4 ————— **15:15-15:30**

STRUCTURE AND PROPERTIES OF SOME NEUTRON IRRADIATED MAGNETICS

Seongsu Lee¹, Vitaly Parkhomenko², Yury Skryabin², Savva Bogdanov², Alexander Nosov², Alexander Teplykh², Mikhail Semkin³, and Alexander Pirogov^{2,3}

¹KAERI, Korea, ²RAS, Russia, ³Ural Federal Univ., Russia

WeA2-5 ————— **15:30-15:45**

Powder Neutron Diffraction Studies of New Magnetic Manganites

Graham M. McNally¹, Ángel M. Arévalo-López¹, Pascal Manuel², and J. Paul Attfield¹

¹Univ. of Edinburgh, UK, ²ISIS, UK

WeA2-6 ————— **15:45-16:00**

Multi-Axial Spin Textures in the Complex Magnetic Phase Diagram of Rare-Earth Copper Compounds

Wolfgang Simeth¹, Andreas Bauer¹, Nives Bonacic¹, Christopher Duvinage¹, Robert Georgii², Matthias Gutmann³, Vladimir Hutanu⁴, Martin Meven⁴, Sebastian Mühlbauer², Kirill Nemkovski⁴, Bachir Ouladdiaf⁵, Pascal Manuel³, Björn Pedersen², Karel Prokes⁶, Marein Rahn⁷, Tobias Schrader⁴, Anatoliy Senyshyn², Michael Wagner¹, and Christian Pfleiderer¹

¹TU Munich, Germany, ²FRM II, Germany, ³ISIS, UK, ⁴JCNS at MLZ, Germany, ⁵ILL, France, ⁶HZB, Germany, ⁷Oxford Univ., UK

Session Title	[Web2] Sample Environments
Date and Time	July 12 (Wednesday) / 14:30-16:00
Place	Room B (1F)
Session Chair	Paolo Imperia (ANSTO, Australia) Ji-Yong So (KAERI, Korea)

Web2-1 ————— **14:30-14:45**

Data Processing Workflow for Inelastic Neutron Scattering at SNS

Andrei Savici, Mathieu Doucet, Ovidiu Garlea, and Barry Winn

ORNL, USA

Web2-2 ————— **14:45-15:00**

Recent Advances in in situ High Pressure Neutron Scattering in a Diamond Anvil Cell

Bianca Haberl¹, Jamie J. Molaison¹, Luke L. Daemen¹, Yongqiang Cheng¹, Timmy Ramirez-Cuesta¹, and Reinhard Boehler^{1,2}

¹*ORNL, USA*, ²*Carnegie Inst. of Washington, USA*

Web2-3 ————— **15:00-15:15**

Development of High Intensity Wide-Angle Polarization Analysis with ³He Spin Filters

Wangchun Chen^{1,2}, Thomas Gentile², Shannon Watson², Taufique Hassan^{1,2}, Qiang Ye^{1,2}, Aaron Kirchhoff², Yiming Qiu², Jose Rodriguez-Rivera^{1,2}, and Collin Broholm^{2,3}

¹*Univ. of Maryland, USA*, ²*NIST, USA*, ³*Johns Hopkins Univ., USA*

Web2-4 ————— **15:15-15:30**

High Magnetic Field Facility for Neutron Scattering at Helmholtz-Zentrum Berlin

Oleksandr Prokhnenko¹, Peter Smeibid¹, Maciej Bartkowiak¹, Norbert Stuesser¹, Sebastian Gerischer¹, Robert Wahle¹, Stephan Kempfer¹, Oleg Rivin¹, Mark Bird², Karel Prokes¹, and Bella Lake¹

¹*HZB, Germany*, ²*Nat'l High Magnetic Field Laboratory, USA*

Web2-5 ————— **15:30-15:45**

The Australian National Deuteration Facility for Structure Function Applications using Neutrons

Tamim Darwish, Nageshwar Yepuri, Anwen Krause Heuer, Anthony Duff, Karyn Wilde, and Peter Holden

ANSTO, Australia

Session Title	[WeC2] Neutron Imaging
Date and Time	July 12 (Wednesday) / 14:30-16:00
Place	Room C (1F)
Session Chair	Wolfgang Treimer (HZB, Germany)

WeC2-1 (Invited) ————— 14:30-15:00

Application Study of Pulsed Neutron Imaging at RADEN in J-PARC MLF

Takenao Shinohara¹, Tetsuya Kai¹, Kenichi Oikawa¹, Yuhua Su¹, Kosuke Hiroi¹, Mariko Segawa¹, Takeshi Nakatani¹, Hirotochi Hayashida², Yoshihiro Matsumoto², Joseph Don Parker², and Yoshiaki Kiyonagi³

¹JAEA, Japan, ²CROSS, Japan, ³Nagoya Univ., Japan

WeC2-2 ————— 15:00-15:15

Neutron Microscope Project at PSI - Recent Upgrades and Results from the First Scientific Users

Pavel Trtik and Eberhard Lehmann

PSI, Switzerland

WeC2-3 ————— 15:15-15:30

Neutron Imaging Applications on DINGO at OPAL

Ulf Garbe, Filomena Salvemini, and Anna Paradowska

ACNS, Australia

WeC2-4 ————— 15:30-15:45

Neutron Reflectivity Imaging of Buried Layers and Interfaces in Thin Films

Kenji Sakurai^{1,2}, Jinxing Jiang^{1,2}, Mari Mizusawa^{1,3}, Takayoshi Ito³, Kazuhiro Akutsu³, and Noboru Miyata³

¹NIMS, Japan, ²Univ. of Tsukuba, Japan, ³CROSS, Japan

WeC2-5 ————— 15:45-16:00

Sub-Pixel Correlation Length Imaging of Heterogeneous Colloidal Crystal Formation

Ralph Harti¹, Markus Strobl², and Christian Grunzweig¹

¹PSI, Switzerland, ²ESS ERIC, Sweden

Session Title	[WeD2] Liquids and Dynamics
Date and Time	July 12 (Wednesday) / 14:30-16:00
Place	Room D (1F)
Session Chair	Moon Park (POSTECH, Korea) Arantxa Arbe (Centro de Física de Materiales, Spain)

WeD2-1 ————— **14:30-14:45**

Deuteration and Partial Deuteration for the Investigation of the Dynamics of Ionic Liquids

Rolf Hempelmann

Transferrcentre Sustainable Electrochemistry, Germany

WeD2-2 ————— **14:45-15:00**

Effects of Hydrotropic Salt on the Dynamics of Cationic DTAB Micelles

V. K. Sharma¹, H. Srinivasan¹, S. Mitra¹, V. Garcia Sakai², and R. Mukhopadhyay¹

¹BARC, India, ²Rutherford Appleton Laboratory, UK

WeD2-3 ————— **15:00-15:15**

The Molecular-Level Mechanism Underlying Magnetic Effects in the Magnetic Room-Temperature Ionic Liquid [BMIM][FeCl₄]

Antonio Benedetto^{1,2}, Jan Embs², and Pietro Ballone³

¹Univ. College Dublin, Ireland, ²PSI, Switzerland, ³Norwegian Univ. of Sci. and Tech., Norway

WeD2-4 ————— **15:15-15:30**

Influence of H-Bonding on Dynamical Properties of Ionic Liquids

Juan Francisco Mora Cardozo¹, Tatsiana Burankova¹, Jacques Ollivier², Bernhard Frick², and Jan P. Embs¹

¹PSI, Switzerland, ²ILL, France

WeD2-5 ————— **15:30-15:45**

Isomorphs in Glass-Forming Liquids

Henriette Wase Hansen¹, Bernhard Frick², and Kristine Niss¹

¹Roskilde Univ., Denmark, ²ILL, France

Session Title	[WeE2] Elastic Scattering Instrumentations II
Date and Time	July 12 (Wednesday) / 14:30-16:00
Place	Room E (1F)
Session Chair	Hideki Seto (KEK/JPARC, Japan) June Hyuk Lee (KAERI, Korea)

WeE2-1 ————— **14:30-14:45**

MAGiC: the Polarized Single-Crystal Diffractometer at the ESS

Xavier FABREGES¹, Sergey KLIMKO¹, Arsen Goukasov¹, Werner Schweika^{2,3}, Peter Harbott², Uwe Filges⁴, and Michel Kenzelmann⁴

¹CEA-CNRS, France, ²JCNS at MLZ, Germany, ³ESS ERIC, Sweden, ⁴PSI, Switzerland

WeE2-2 ————— **14:45-15:00**

Tools for Grazing Incidence Neutron Scattering Experiments for Nano-Scale Tribology Studies

Henrich Frielinghaus, Manuchar Gvaramia, Gaetano Mangiapia, Sebastian Jaksch, Marina Ganeva, Alexandros Koutsioubas, Stefan Mattauch, Michael Ohl, Michael Monkenbusch, and Olaf Holderer

JCNS at MLZ, Germany

WeE2-3 ————— **15:00-15:15**

The Time-of-Flight SANS Instrument BILBY at ANSTO: Design, Commissioning and First Results

Anna Sokolova, Andrew Whitten, and Liliana de Campo

ANSTO, Australia

WeE2-4 ————— **15:15-15:30**

A Compact Focusing SANS Instrument using a Metallic Focusing Mirror for Compact Accelerator Driven Neutron Sources Demonstrated at the Hokkaido University Neutron Source

Shin Takeda¹, Takuya Hosobata¹, Masahiro Hino², Toshinori Ishida³, Junta Yamada³, Shin-ya Morita⁴, Masato Ohnuma³, Yutaka Yamagata¹, and Michihiro Furusaka³

¹RIKEN, Japan, ²Kyoto Univ., Japan, ³Hokkaido Univ., Japan, ⁴Tokyo Denki Univ., Japan

WeE2-5 ————— **15:30-15:45****HEIMDAL at ESS: A Thermal Neutron Powder Diffractometer Combined with SANS and Imaging - a Multiple Length Scale Instrument for Materials Science**

Sonja Holm¹, Kåre Iversen¹, Jonas Birk², Rodion Kolevato³, Jürg Schefer⁴, Bjørn Hauback³, Kim Lefmann², and Mogens Christensen¹

¹Aarhus Univ., Denmark, ²Univ. of Copenhagen, Denmark, ³Inst. for Energy Tech., Norway,

⁴PSI, Switzerland

WeE2-6 ————— **15:45-16:00****Present Status of and First Results from The Time of Flight USANS at the Spallation Neutron Source**

Mikhail Agamalian¹, Kenneth Littrell¹, Luke Heroux¹, Matthieu Doucet¹, and Jack Carpenter²

¹ORNL, USA., ²Argonne Nat'l, Laboratory, USA

Session Title	[WeF2] Energy Materials IV
Date and Time	July 12 (Wednesday) / 14:30-16:00
Place	Room F (2F)
Session Chair	Ashfia Huq (ORNL, USA)

WeF2-1 ————— **14:30-14:45**

Inelastic Neutron Scattering Studies of δ -Bi₂O₃-related Oxide-ion Conductors

Chris Ling¹, Julia Wind¹, and Richard Mole²

¹The Univ. of Sydney, Australia, ²ACNS, Australia

WeF2-2 ————— **14:45-15:00**

Proton Conductive Membranes Based on Sulfonated Syndiotactic Polystyrene: Morphological Analysis through Small Angle Neutron Scattering

Maria Maddalena Schiavone and Aurel Radulescu

JCNS at MLZ, Germany

WeF2-3 ————— **15:00-15:15**

Neutron Depth Profiling at a Focused Neutron Beam to Study Li-Ion Transport in Thin-Film Batteries

Egor Vezhlev¹, Alexander Ioffe¹, Stefan Mattauch¹, Thomas Brückel¹, Chunguang Chen^{1,2}, D.L. Danilov^{1,2}, R.-A. Eichel¹, and P. H. L. Notten^{1,2}

¹JCNS at MLZ, Germany, ²Eindhoven Univ. of Tech., Netherlands

WeF2-4 ————— **15:15-15:30**

Structural and Dynamic Properties of MgAgSb-Based Thermoelectric Materials Studied by Neutron Scattering

Xiyang Li¹, Baotian Wang², Tatiana Guidi³, Maxim Avdeev^{4,5}, Lunhua He^{1,2}, Huaizhou Zhao¹, and Fangwei Wang^{1,2}

¹CAS., China, ²CSNS, China, ³ISIS, UK, ⁴ANSTO, Australia, ⁵The Univ. of Sydney, Australia

WeF2-5 ————— **15:30-15:45**

Understanding Ion Transport Phenomena in Heterostructured Ytria-Stabilized Zirconia with Respect to Coordination Chemistry

Daehee Lee¹, George Sterbinsky², Aloysius Soon¹, Anton Stampfl³, Joosun Kim⁴, and Jooho Moon¹

¹Yonsei Univ., Korea, ²Argonne Nat'l Laboratory, USA, ³ANSTO, Australia, ⁴KIST, Korea

WeF2-6 ————— **15:45-16:00**

Influence of Water Vapor on the Dynamics of an Ionic Liquid Intercalated between MXene Layers

Naresh Osti¹, Katherine Van Aken², Mohamed Alhabeab², Madhusudan Tyagi^{3,4}, Yury Gogotsi², and Eugene Mamontov¹

¹ORNL, USA, ²Drexel Univ., USA, ³NIST, USA, ⁴Univ. of Maryland, USA



Thursday, July 13, 2017

09:00 **Plenary VI. Pengcheng Dai** "Electron-Lattice-Magnetism interactions in iron-based superconductors"
(2F, Grand Ballroom)

09:45-10:00 **Coffee Break**

10:00-12:00 **Oral Sessions**

ThA1 (Room A) Spin Order and Dynamics

ThB1 (Room B) Detectors and Optics

ThC1 (Room C) Heavy Fermions and Metals

ThD1 (Room D) Chemistry / Earth Science

ThE1 (Room E) Engineering Materials II

ThF1 (Room F) Industrial Applications II

12:00-13:30 **Lunch**

13:30-16:00 **Oral Sessions**

ThA2 (Room A) Low Dimensional Magnetism

ThB2 (Room B) Source and Instrumentations

ThC2 (Room C) Frustration and Chirality

ThD2 (Room D) Polymer Thin Films and Nanostructures

ThE2 (Room E) Neutron Physics

ThF2 (Room F) Energy Materials V





Session Title	[ThA1] Spin Order and Dynamics
Date and Time	July 13 (Thursday) / 10:00-12:00
Place	Room A (1F)
Session Chair	Jason S. Gardner (NSRRC, Taiwan) Michael Manley (ORNL, USA)

ThA1-1 (Invited) ————— 10:00-10:30

Physical Realization of A New Quantum Spin Liquid Based on A Novel Frustration Mechanism

Christian Balz¹, Bella Lake¹, Johannes Reuther¹, Hubertus Luetkens², Rico Schöнемann³, Thomas Herrmannsdörfer³, Yogesh Singh⁴, A.T.M. Nazmul Islam¹, Elisa M. Wheeler⁵, Jose Rodriguez-Rivera⁶, Tatiana Guidi⁷, Giovanna Simeoni⁸, Christopher Baines², and Hanyo Ryll¹
¹HZB, Germany, ²PSI, Switzerland, ³Helmholtz-Zentrum Dresden-Rossendorf, Germany, ⁴Indian Inst. of Sci., Education and Research Mohali, India, ⁵ILL, France, ⁶NIST, USA, ⁷STFC Rutherford Appleton Laboratory, UK, ⁸Univ. of Stuttgart, Germany

ThA1-2 ————— 10:30-10:45

Magnon Density of States in Yttrium Iron Garnet

Shinichi Shamoto¹, Masato Matsuura², Mitsuhiro Akatsu³, Takashi U. Ito¹, Ryoichi Kajimoto⁴, Michiyasu Mori¹, Hiroaki Onishi¹, Mitsutaka Nakamura⁴, Seiko Kawamura⁴, Kaoru Shibata⁴, Yuichi Nemoto³, and Sadamichi Maekawa¹
¹JAEA, Japan, ²CROSS, Japan, ³Niigata Univ., Japan, ⁴J-PARC, Japan

ThA1-3 ————— 10:45-11:00

Collinear Nematic Phase in the Breathing Pyrochlore Spinel $\text{LiGa}_{0.95}\text{In}_{0.05}\text{Cr}_4\text{O}_8$

Gøran Nilsen¹, Rafal Wawrzynczak², Yu Tanaka³, Makoto Yoshida³, Yoshihiko Okamoto⁴, Pascal Manuel¹, Nicola Casati⁵, Zenji Hiroi³, and Masashi Takigawa³
¹ISIS, UK, ²ILL, France, ³The Univ. of Tokyo, Japan, ⁴Nagoya Univ., Japan, ⁵PSI, Switzerland

ThA1-4 ————— 11:00-11:15

Experimental Evidence for Field Induced Emergent Clock Anisotropies in the XY Pyrochlore $\text{Er}_2\text{Ti}_2\text{O}_7$

Jonathan Gaudet¹, Alannah Hallas¹, Jacque Thibault¹, Nick Butch², Hanna Dabkowska³, and Bruce Gaulin¹
¹McMaster Univ., Canada, ²NIST, USA, ³Brockhouse Inst., Canada

ThA1-5 ————— **11:15-11:30****Neutron Scattering Study in Breathing Pyrochlore Antiferromagnet $\text{Ba}_3\text{Yb}_2\text{Zn}_5\text{O}_{11}$**

T Masuda¹, T Haku¹, M Soda¹, M Sera², K Kimura², J Taylor³, S Itoh⁴, T Yokoo⁴, Y Matsumoto⁵,
D Yu⁶, R. A. Mole⁶, T Takeuchi², S Nakatsuji¹, Y Kohno¹, T Sakakibara¹, and L.-J Chang⁷

¹Univ. of Tokyo, Japan, ²Osaka Univ., Japan, ³ISIS, UK, ⁴KEK, Japan, ⁵Max Planck Inst., Germany,

⁶ANSTO, Australia, ⁷NCKU, Taiwan

ThA1-6 ————— **11:30-11:45****Time-Reversal Symmetry Breaking Hidden Order in $\text{Sr}_2(\text{Ir,Rh})\text{O}_4$**

Jaehong Jeong¹, Yvan Sidis¹, Alex Louat², Véronique Brouet², and Philippe Bourges¹

¹LLB, France, ²Univ. Paris-Sud, France

ThA1-7 ————— **11:45-12:00****Magnetic Structure and Magnon Spectra of Coupled Spin Tetramer System SeCuO_3**

Vinko Šurij¹, Ivica Živković^{1,2}, Krunoslav Prša^{2,3}, Henrik M. Rønnow², and Helmuth Berger²

¹Inst. of Physics, Croatia, ²EPFL, Switzerland, ³Universität Freiburg, Germany

Session Title	[ThB1] Detectors and Optics
Date and Time	July 13 (Thursday) / 10:00-12:00
Place	Room B (1F)
Session Chair	Bruno Guerard (ILL, France) Myung Kook Moon (KAERI, Korea)

ThB1-1 (Invited) ————— 10:00-10:30

Multi-Grid: the New Generation Large-Area Detector for Neutron Scattering Science

Anton Khaplanov¹, Michail Anastasopoulos¹, Jens Birch², Jean-Claude Buffet³, Jean-Francois Clergeau³, Pascale Deen¹, Eszter Dian⁴, Georg Ehlers⁵, Patrick van Esch³, Michelle Everett⁵, Bruno Guerard³, Richard Hall-Wilton¹, Kenneth Herwig⁵, Lars Hultman², Carina Høglund¹, Fatima Issa¹, Jens Jensen², Oliver Kirstein¹, Isaak Lopez Higuera¹, and Francesco Piscitelli¹
¹ESS ERIC, Sweden, ²Linköping Univ., Sweden, ³ILL, France, ⁴Centre for Energy Research, Hungary, ⁵Spallation Neutron Source, USA

ThB1-2 ————— 10:30-10:45

Performance Evaluation of Imaging Detector based on Boron-Coated Straws

Jeffrey Lacy¹, Murari Regmi¹, Athanasios Athanasiades¹, Christopher Martin¹, Gerson Vazquez¹, and Davide Raspino²
¹Proportional Technologies, Inc., USA, ²ISIS, UK

ThB1-3 ————— 10:45-11:00

Neutron Detectors based on Boron Carbide Coatings

Gregor Nowak¹, Michael Störmer¹, Reinhard Kampmann², Christian Horstmann¹, Hans-Werner Becker³, Martin Haese¹, Jean-Francois Moulin¹, Matthias Pomm¹, Thorsten Kühn², Engelhard Prätzel², Daniel Hoeche¹, Irina Stefanescu⁴, Jörg Burmester¹, Jörn Plewka¹, Christian Jacobsen¹, Richard Hall-Wilton⁴, Jochen Fenske¹, and Martin Müller¹
¹HZG, Germany, ²DENEX-GmbH, Germany, ³Ruhr-Universität Bochum, Germany, ⁴ESS ERIC, Sweden

ThB1-4 ————— 11:00-11:15

Development of a Fast ³He Detector for the Future Xtreme D Instrument: The Trench-MWPC

Jean-Claude Buffet, Jean-Francois Clergeau, Sylvain Cuccaro, Bruno Guerard, Julien Marchal, and Jérôme Pentenero
 ILL, France

ThB1-5 ————— **11:15-11:30**

Novel Neutron Detectors based on the Time Projection Method

Markus Köhli^{1,2}, Tim Wagner¹, Fabian Schmidt¹, Ulrich Schmidt², Jochen Kaminski¹,
and Klaus Desch¹

¹*Univ. of Bonn, Germany, ²Heidelberg Univ., Germany*

ThB1-6 ————— **11:30-11:45**

New Developments in Neutron Optics at ILL

Pierre COURTOIS, Thierry BIGAULT, David JULLIEN, and Alexandre PETUKHOV

ILL, France

ThB1-7 ————— **11:45-12:00**

Additive Manufacturing for Shielding and Collimation

Anders Olsson, Maja Hellsing, and Adrian Rennie

Uppsala Univ., Sweden

Session Title	[ThC1] Heavy Fermions and Metals
Date and Time	July 13 (Thursday) / 10:00-12:00
Place	Room C (1F)
Session Chair	Sungdae Ji (MPI-Postech, Korea)

ThC1-1 (Invited) ————— 10:00-10:30

The Valence-Fluctuating Ground State of Plutonium

Marc Janoschek¹, Pinaki Das¹, Bismayan Chakrabarti², Doug Abernathy³, Mark Lumsden³, Jon Lawrence¹, Joe Thompson¹, Gerry Lander⁴, Jeremy Mitchell¹, Scott Richmond¹, Mike Ramos¹, Frans Trouw¹, Jian-Xin Zhu¹, Kristjan Haule², Gabi Kotliar², and Eric Bauer¹

¹Los Alamos Nat'l Laboratory, USA, ²Rutgers Univ., USA, ³ORNL, USA, ⁴European Commission, JRC, Germany

ThC1-2 ————— 10:30-10:45

Incommensurate Short-Range Multipolar Order and Spin Fluctuations in the Phase II of Ce₃Pd₂₀Si₆

P. Y. Portnichenko¹, S. Paschen², A. Prokofiev², A. S. Cameron¹, J.-M. Mignot³, A. Ivanov⁴, and D. S. Inosov¹

¹TU Dresden, Germany, ²TU Vienna, Austria, ³LLB, France, ⁴ILL, France

ThC1-3 ————— 10:45-11:00

Magnetic Frustration in a Prototypical Strongly Correlated Metal

David M. Fobes¹, S. Zhang², S.-Z. Lin³, Pinaki Das¹, N. J. Ghimire¹, E. D. Bauer¹, J. D. Thompson¹, L. W. Harriger⁴, G. Ehlers⁵, A. Podlesnyak⁵, R. I. Bewley⁶, A. Sazonov⁷, V. Hutanu⁷, F. Ronning¹, C. D. Batista^{1,2}, and M. Janoschek¹

¹Los Alamos Nat'l Laboratory, USA, ²The Univ. of Tennessee, USA, ³NIST, USA, ⁴ORNL, USA, ⁵ISIS, UK, ⁶TU Munich, Germany

ThC1-4 ————— 11:00-11:15

Crystal Field Excitations in the Metallic Ising 2D Antiferromagnet Nd₂Ni₂In

Matthew Stone¹, Gabriele Sala¹, and Silvie Maskova²

¹ORNL, USA., ²Charles Univ., Czech

ThC1-5 ————— **11:15-11:30****Evidence for a Novel Quantum Phase Transition**

Daniel Gabriel Mazzone¹, Stéphane Raymond², Jorge Gavilano¹, Ruchika Yadav¹, Marek Bartkowiak¹, Eric Ressouche², Christof Niedermayer¹, Jonas Birk^{1,3}, Bachir Ouladdiaf⁴, Gael Bastien², Georg Knebel², Dai Aoki², Gérard Lapertot², and Michel Kenzelmann¹
¹PSI, Switzerland, ²Univ. Grenoble Alpes, France, ³TU Denmark, Denmark, ⁴ILL, France

ThC1-6 ————— **11:30-11:45****Vibron States in Non-Centrosymmetric Tetragonal CeCuAl₃ Compound - a Single Crystal Study**

Milan Klicpera¹, Martin Boehm², Pavel Javorský¹, Paul Steffens², and Jiří Kulda²
¹Charles Univ., Czech, ²ILL France

ThC1-7 ————— **11:45-12:00****High Energy Magnetic Excitations in the Itinerant Electron Ferromagnet Iron Measured throughout the Brillouin Zone**

Alex Buts¹, H. A. Mook², and T. G. Perring¹
¹ISIS, UK, ²ORNL, USA

Session Title	[ThD1] Chemistry / Earth Science
Date and Time	July 13 (Thursday) / 10:00-12:00
Place	Room D (1F)
Session Chair	Brendan Kennedy (The Univ. of Sydney, Australia) Yusheng Zhao (Southern Univ. of Sci. and Tech., USA)

ThD1-1 (Invited) ————— 10:00-10:30

High-Pressure Neutron Diffraction Studies for Earth/Energy/Environmental Materials

Yusheng Zhao
SUSTech, China

ThD1-2 ————— 10:30-10:45

Hydrogen Bonds in Enantiomers: The Alanine Paradigm

Jose Pereira¹, Ezequiel Belo^{2,3}, Paulo Freire³, Dimitri Argyriou⁴, Juergen Eckert^{5,6},
and Heloisa Bordallo^{1,4}

¹*Univ. of Copenhagen, Denmark*, ²*Univ. Federal do Pará, Brazil*, ³*Univ. Federal do Ceará, Brazil*,
⁴*ESS ERIC, Sweden*, ⁵*Univ. of South Florida, USA*, ⁶*Los Alamos Nat'l Laboratory, USA*

ThD1-3 ————— 10:45-11:00

Microstructural Evolution of Dental Glass-Ionomer Cements during Setting
Reaction Followed using SANS and USANS

Chee W. Loy¹, Khamirul A. Matori², Norhazlin Zainuddin³, Andrew E. Whitten⁴, Christine Rehm⁴,
Liliana de Campo⁴, and Siegbert Schmid¹

¹*The Univ. of Sydney, Australia*, ²*Univ. Putra Malaysia, Malaysia*, ³*Univ. Putra Malaysia, Malaysia*, ⁴*ANSTO, Australia*

ThD1-4 ————— 11:00-11:15

Effect of Spacer Group of Cationic Gemini Surfactants on their Interactions with
Natured and Denatured Bovine Serum Albumin

Sayantan Halder¹, Sonu Kumar¹, Sunita Kumari¹, Vinod Kumar Aswal², and Subit Kumar Saha¹
¹*Bits Pilani, India*, ²*BARC, India*

ThD1-5 ————— 11:15-11:30

Archaeometallurgical Evaluation of Copper Coins from Fillipoi, Topirus,
Macedonia Koina and Avdera, Employing Non-Destructive Neutron Diffraction

Ioannis M. Siouris¹, Stefanos Katsavounis¹, and Andreas Hoser²

¹*Democritus Univ. of Thrace, Greece*, ²*HZB, Germany*

ThD1-6 ————— 11:30-11:45

Grazing Incident Scattering on Model Catalyst for Polymer Electrolyte Fuel Cell

Satoru Ueda¹, Satoshi Koizumi¹, Ohira Akihiro², Kuroda Seiichi², and Frielinghaus Henrich³

¹*Ibaraki Univ., Japan*, ²*FC-Cubic, Japan*, ³*JCNS at MLZ, Germany*

Session Title	[ThE1] Engineering Materials II
Date and Time	July 13 (Thursday) / 10:00-12:00
Place	Room E (2F)
Session Chair	Yo Tomota (NIMS, Japan)

ThE1-1 (Invited) ————— 10:00-10:30

Magneto-Elastic Coupling in Ferromagnetic Shape Memory Alloys

Yubin Ke¹, Abhijit Pramanick², Honghui Wu², and Xun-Li Wang²

¹CSNS, China, ²City Univ. of Hong Kong, Hong Kong

ThE1-2 ————— 10:30-10:45

Elastic Constants of Oriented Ti₃AlC₂ and Ti₃SiC₂ Obtained via Coherent Inelastic Neutron Scattering

Oliver Kirstein^{1,2}, Veronica Gray^{2,3}, Anton P. J. Stampfl⁴, and Erich H. Kisi²

¹ESS ERIC, Sweden, ²Univ. of Newcastle, Australia, ³Swansea Univ., UK, ⁴ACNS, Australia

ThE1-3 ————— 10:45-11:00

In Situ Neutron Diffraction Study on the Relationship between Residual Stresses and the Crack Opening Resistance

WANCHUCK WOO¹, Huai Wang^{1,2}, Dong-Kyu Kim¹, and Gyu Baek An³

¹KAERI, Korea, ²Chungnam Nat'l, Univ., Korea, ³Chosun Univ., Korea

ThE1-4 ————— 11:00-11:15

Heterogeneous Nucleation in an Excellent Metallic Glass Former Zr-Cu-Al-Ag Triggered by Quenched-in Metastable Crystals - a Time-Resolved Neutron Scattering Study

Zhenduo WU¹, Si LAN^{1,2}, Katharine PAGE³, Baolong SHEN⁴, and Xun-Li WANG¹

¹City Univ. of Hong Kong, Hong Kong, ²Nanjing Univ. of Sci. & Tech., China, ³ORNL, USA, ⁴Southeast Univ., China

ThE1-5 ————— 11:15-11:30

Investigation of Ordering and Disordering of β/β_0 -Phase in γ -TiAl Alloys by Neutron Diffraction

Victoria Kononikhina¹, Andreas Stark¹, Florian Pyczak¹, Weimin Gan², and Andreas Schreyer³

¹HZG, Germany, ²FRM II, Germany, ³ESS ERIC, Sweden

ThE1-6 ————— 11:30-11:45

Investigation of the Deformation Behavior of Superelastic BMG Composites Under In-Situ Neutron Diffraction Scattering

Wook Ha Ryu¹, Hyun Seok Oh¹, Wan Chuck Woo², and Eun Soo Park¹

¹Seoul Nat'l, Univ., Korea, ²KAERI, Korea

Session Title	[ThF1] Industrial Applications II
Date and Time	July 13 (Thursday) / 10:00-12:00
Place	Room F (2F)
Session Chair	Baek Seok Seong (KAERI, Korea) Masato Ohnuma (Hokkaido Univ., Japan)

ThF1-1 ————— **10:00-10:15**

Active Use of Compact Neutron Source to Industrial Applications

Masato Ohnuma¹, Toshinori Ishida¹, Michihiro Furusaka¹, B. S. Seong², Satoshi Koizumi³,
Yohei Noda³, and Toru Minemura⁴

¹Hokkaido Univ., Japan, ²KAERI, Korea, ³Ibaraki Univ., Japan, ⁴Ibaraki Pref., Japan

ThF1-2 ————— **10:15-10:30**

A New Era on Industrial Applications by Neutron Beam Techniques at HANARO

BAEK SEOK SEONG, Eunjoo Shin, Young-Soo Han, Wan Chuck Woo, Seong-Soo Lee, Tae-Ju Kim,
Sang Jin Cho, Jong Yul Kim, and Ji Myung Ryu

KAERI, Korea

ThF1-3 ————— **10:30-10:45**

**Radiation Damage Studies in Fusion Reactor Steels by Means of Small-Angle
Neutron Scattering (SANS)**

Roberto Coppola¹, Michael Kilimenkov², Rainer Lindau², Anton Moeslang², and Monica Valli¹

¹ENEA, Italy, ²KIT, Germany

Session Title	[ThA2] Low Dimensional Magnetism
Date and Time	July 13 (Thursday) / 13:30-16:00
Place	Room A (1F)
Session Chair	Bella Lake (HZB, Germany)

ThA2-1 (Invited) ————— 13:30-14:00
Quantum Spin Liquids: A New State of Magnetism

Young Lee

Stanford Univ., USA
ThA2-2 ————— 14:00-14:15
24-Spin Cluster in the Natural Mineral Boleite: A Quantum Spin Droplet

 Erik Dreier Christensen¹, Sonja L. Holm¹, Kenneth Lønbæk¹, Ursula B. Hansen¹, Martin Ruminy², Andrea Piovano³, Stéphane Rols³, Gøran Nielsen^{3,4}, Martin Boehm³, Markos Skoulatos², Jürg Schefer², Nicola Casati², Henrik M. Rønnow⁵, Tom Fennell², and Kim Lefmann¹
¹*Univ. of Copenhagen, Denmark*, ²*PSI, Switzerland*, ³*ILL, France*, ⁴*ISIS, UK*, ⁵*EPFL, Switzerland*
ThA2-3 ————— 14:15-14:30
Field-Induced Unconventional Quantum Phase Transition in an Ising-like Antiferromagnetic Spin Chain

 Quentin Faure^{1,2,3}, Shintaro Takayoshi⁴, Virginie Simonet³, Sylvain Petit⁵, Louis-Pierre Regnault², Martin Boehm⁶, Stéphane Raymond², Jonathan White⁷, Martin Mansson⁸, Christian Ruegg⁷, Benjamin Canals³, Shunsuke Furuya⁴, Thierry Giamarchi⁴, Claude Berthier⁹, Pascal Lejay³, and Béatrice Grenier^{1,2}
¹*Univ, Grenoble Alpes, France*, ²*INAC, CEA-Grenoble, France*, ³*Institut Néel, France*,

⁴*Univ. of Geneva, Switzerland*, ⁵*LLB, CEA-Saclay, France*, ⁶*ILL, France*, ⁷*PSI, Switzerland*,

⁸*KTH Royal Inst. of Tech., Sweden*, ⁹*LNCMI, France*
ThA2-4 ————— 14:30-14:45
The Whole Picture of Magnetic Excitations in an S=1/2 Triangular-Lattice Heisenberg Antiferromagnet Revealed from Inelastic Neutron Scattering Experiment on Ba₃CoSb₂O₉

 Hidekazu Tanaka¹, Saya Ito¹, Nobuyuki Kurita¹, Seiko Ohira-Kawamura², Kenji Nakajima², Shinichi Itoh³, Keitaro Kuwahara⁴, and Kazuhisa Kakurai⁵
¹*Tokyo Inst. of Tech., Japan*, ²*J-PARC Center, Japan*, ³*HEARO, Japan*, ⁴*Ibaraki Univ., Japan*,

⁵*CROSS, Japan*

ThA2-5 ————— **14:45-15:00**

Absence of Long Range Order in SrDy₂O₄ Frustrated Magnet due to Trapped Defects from a Dimensionality Crossover

Nicolas Gauthier¹, Amy Fennell¹, Bobby Prévost², Anne-Christine Uldry¹, Bernard Delley¹, Romain Sibille¹, Alexandre Désilets-Benoit², Hanna Dabkowska³, Goran J. Nilsen⁴, Louis-Pierre Regnault⁴, Jonathan S. White¹, Christof Niedermayer¹, Vladimir Pomjakushin¹, Andrea D. Bianchi², and Michel Kenzelmann¹

¹PSI, Switzerland, ²Univ. de Montréal, Canada, ³Brockhouse Inst. for Materials Research, Canada, ⁴ILL, France

ThA2-6 ————— **15:00-15:15**

Spin-spin Correlations in the 1D State of the Trimer-Chain Compound CaNi₃(P₂O₇)₂: A Reverse Monte Carlo Analysis of Diffuse Magnetic Neutron Scattering

A. K. BERA, AMIT KUMAR, and S. M. YUSUF

BARC, India

ThA2-7 ————— **15:15-15:30**

A Tale of Two Types of Magnetic Dynamics in CoCl₂·2D₂O

Ursula Hansen¹, Jonas O. Birk¹, Lise Hoffmann¹, Christopher R. Andersen¹, Turi K. Schäffer¹, Sonja Holm², Christof Niedermayer³, Jose A Rodriguez-Rivera⁴, Jens Jensen¹, Niels B. Christensen⁵, and Kim Lefmann¹

¹Univ. of Copenhagen, Denmark, ²Univ. of Aarhus, Denmark, ³PSI, Switzerland, ⁴NIST, USA, ⁵DTU, Denmark

ThA2-8 ————— **15:30-15:45**

Magnetic Excitations of the Cu²⁺ Quantum Spin Chain in Sr₃CuPtO₆

Jonathan Leiner^{1,2}, Joosung Oh^{1,2}, A. I. Kolesnikov³, M. B. Stone³, Manh Duc Le⁴, M. Mourigal⁵, S.-W. Cheong⁶, and Je-Geun Park^{1,2}

¹IBS, Korea, ²Seoul Nat'l Univ., Korea, ³ORNL, USA, ⁴ISIS, UK, ⁵Georgia Inst. of Tech., USA, ⁶Rutgers Univ., USA

ThA2-9 ————— **15:45-16:00**

Evidence of Electron-Phonon Interaction in Single Crystal of (Ru³⁺/Ru⁴⁺)

Mixed-Valence Na_{2.7}Ru₄O₉ and NaRu₂O₄

Arvind Yogi^{1,2}, C. I. Sathish^{1,2}, Hasung Sim^{1,2}, and Je-Geun Park^{1,2}

¹IBS, Korea, ²Seoul Nat'l Univ., Korea

Session Title	[ThB2] Source and Instrumentations
Date and Time	July 13 (Thursday) / 13:30-16:00
Place	Room B (1F)
Session Chair	Thomas Krist (HZB, Germany) Masahiro Hino (Kyoto Univ., Korea)

ThB2-1 ————— **13:30-13:45**

The ESS Neutron Beam Generation Approach as New Opportunity for A Variety of Future Neutron Sources

Ferenc Mezei^{1,2}

¹ESS ERIC, Sweden, ²HAS Wigner Research Center, Hungary

ThB2-2 ————— **13:45-14:00**

Modelling Option USANS Upgrade: the Project OPUS for LoKI@ESS and the Upgrade of D11@ILL

Claudia Mondelli¹, Víctor M. Galván Josa¹, Emmanuel Farhi¹, Ralf Schweins¹, and Andrew Jackson²

¹ILL, France, ²ESS, Sweden

ThB2-3 ————— **14:00-14:15**

Recent Developments in Neutron Imaging and Diffraction: IMAT Beamline at ISIS

Genoveva Burca¹, Winfried Kockelmann¹, Daniel Pooley¹, Jeffrey Sykora¹, Triestino Minniti¹, Nigel Rhodes¹, Will Halcrow¹, Jim Nightingale¹, and Jon James²

¹STFC Rutherford Appleton Laboratory, UK, ²The Open Univ., UK

ThB2-4 ————— **14:15-14:30**

Development and Application of in situ Polarized ³He Neutron Spin Filters at Oak Ridge National Laboratory

Chenyang Jiang, Xin Tong, Tianhao Wang, Daniel Brown, Lee Robertson, and Adam Wonder
ORNL, USA

ThB2-5 ————— **14:30-14:45**

Neutron Guide System of the High-Flux PIK Reactor

Peter Konik^{1,2}, Konstantin Pavlov^{1,2}, Yurii Kireenko¹, Sergey Grigoriev^{1,2}, and Evgeny Moskvina^{1,2}

¹PNPI, Russia, ²SPBSU, Russia

ThB2-6 ————— **14:45-15:00**

Simulation Study on Resonance Spin Flippers for High-Resolution Neutron
Resonance Spin Echo Methods

Tatsuro Oda¹, Masahiro Hino¹, Hitoshi Endo², and Yuji Kawabata¹

¹Kyoto Univ., Japan, ²KEK, Japan

ThB2-7 ————— **15:00-15:15**

An Instrument as Perfect Neutron Polarizer

Wolfgang Treimer^{1,2} and Henning Höppner¹

¹Beuth Univ. of Applied Sciences, Germany, ²HZB, Germany

ThB2-8 ————— **15:15-15:30**

Advances in Neutron Optics at Helmholtz-Zentrum Berlin

Thomas Krist

HZB, Germany

Session Title	[ThC2] Frustration and Chirality
Date and Time	July 13 (Thursday) / 13:30-16:00
Place	Room C (1F)
Session Chair	Henrik M. Ronnow (EPFL, Switzerland) Marc Janoschek (Los Alamos National Laboratory, USA)

ThC2-1 (Invited) ————— 13:30-14:00
Novel Phases in Frustrated Magnets Studied with Polarized Neutron Scattering

Michel Kenzelmann

PSI, Switzerland
ThC2-2 ————— 14:00-14:15
Phase Transition of MnSi under Magnetic Field: A SANS and Neutron Spin Echo Study

 Catherine Pappas¹, L.J. Bannenberg¹, E. Lelièvre-Berna², F. Qian¹, C. Dewhurst², R.M. Dalgliesh³, D. Schlager⁴, T. Lograsso⁴, and P. Falus²
¹*Delft Univ. of Tech., Netherlands*, ²*ILL, France*, ³*ISIS, UK*, ⁴*Iowa State Univ., USA*
ThC2-3 ————— 14:15-14:30
Helical Magnetism in the Vicinity of the Superconducting State in MnP

 M. Matsuda¹, S. E. Dissanayake¹, F. Ye¹, J.-G. Cheng², S. Chi¹, J. Ma³, H. D. Zhou³, J.-Q. Yan^{1,3}, K. Matsubayashi⁴, T. Okada⁵, J. Gouchi⁵, and Y. Uwatoko⁵
¹*ORNL, USA*, ²*CAS, China*, ³*Univ. of Tennessee, USA*, ⁴*Univ. of Electro-Communications, Japan*,

⁵*Univ. of Tokyo, Japan*
ThC2-4 ————— 14:30-14:45
Spin Waves in Full-Polarized State of Dzyaloshinskii-Moriya Helimagnets: Small-Angle Neutron Scattering Study

 Sergey Grigoriev^{1,2}, Evgeny Altynbaev^{1,2}, Kirill Pschenichnyi^{1,2}, Sven-Arne Siegfried³, Andre Heinemann³, Gregory Chaboussant⁴, and Dirk Menzel⁵
¹*PNPI, Russia*, ²*Saint-Petersburg State Univ., Russia*, ³*HZG, Germany*, ⁴*LLB, France*,

⁵*TU Braunschweig, Germany*
ThC2-5 ————— 14:45-15:00
Novel Mechanism for Introducing Chirality in Rare Earth Superlattices

 Dieter Lott¹, Vlad Tarnavich², and Elena Tartakovskaya³
¹*HZG, Germany*, ²*PNPI NRC KI, Russia*, ³*Inst. of Magnetism NAS of Ukraine, Ukraine*

ThC2-6 ————— **15:00-15:15**

Phase Stability and Higher Order Peaks of the Skyrmion Lattice in Cu_2OSeO_3

Johannes D. Reim¹, Koya Makino¹, Daiki Higashi¹, Daisuke Okuyama¹, Taku J. Sato¹, Yusuke Nambu¹, Elliot P. Gilbert², Norman Booth², Shinichiro Seki^{3,4}, and Yoshinori Tokura^{2,5}

¹*Univ. Tohoku, Japan*, ²*ANSTO, Australia*, ³*RIKEN, Japan*, ³*PRESTO, Japan*, ⁵*The Univ. of Tokyo, Japan*

ThC2-7 ————— **15:15-15:30**

Small Angle Neutron Scatterings Study on the Cubic Chiral Crystal $\text{Pr}_5\text{Ru}_3\text{Al}_2$

Koya Makino¹, Daisuke Okuyama¹, Maxim Avdee ², Kazuki Ohishi³, Kunihiko Yamauchi⁴, Tamio Oguchi⁴, and Taku J. Sato¹

¹*Tohoku Univ., Japan*, ²*ANSTO, Australia*, ³*CROSS, Japan*, ⁴*Osaka Univ., Japan*

ThC2-8 ————— **15:30-15:45**

Absolute Crystal and Magnetic Chiralities in the Langasite Compound $\text{Ba}_3\text{NbFe}_3\text{Si}_2\text{O}_{14}$ Determined by Polarized Neutron Scattering

Navid Qureshi¹, Laurent Chapon², and Sang-Wook Cheong³

¹*ILL, France*, ²*Diamond Light Source, UK*, ³*The State Univ. of New Jersey, USA*

ThC2-9 ————— **15:45-16:00**

Field-Dependence of the Helimagnon Dispersion in the Chiral Magnet MnSi

Tobias Weber^{1,2}, Johannes Waizner³, Gregory Tucker⁴, Robert Georgii², Max Kugler², Andreas Bauer¹, Markus Garst⁵, and Peter Böni¹

¹*TU Munich, Germany*, ²*MLZ, Germany*, ³*Universitaet zu Koeln, Germany*, ⁴*PSI, Switzerland*, ⁵*TU Dresden, Germany*

Session Title	[ThD2] Polymer Thin Films and Nanostructures
Date and Time	July 13 (Thursday) / 13:30-16:00
Place	Room D (1F)
Session Chair	Jaseung Koo (KAERI, Korea) Jin Kon Kim (POSTECH, Korea)

ThD2-1 ————— **13:30-13:45**

Highly Asymmetric Gyroid Structures by Blending of ABC Triblock Terpolymer and AB Diblock Copolymer

Jin Kon Kim, Seonghyeon Ahn, and Chungryong Choi
POSTECH, Korea

ThD2-2 ————— **13:45-14:00**

Supramolecular Dendron-Jacketed Block Copolymer Micelles in Solutions and Thin Films

Xun-Yan Wu¹, Yen-Ming Hsu¹, Wei-Tsung Chuang², and Ya-Sen Sun¹
¹*NCU, Taiwan* ²*NSRRC, Taiwan*

ThD2-3 ————— **14:00-14:15**

Vertical Orientation of Block Copolymer Thin Films Induced by Segregation of Organic Nanoparticles

Hyun Suk Wang, Anzar Khan, June Huh, and Joona Bang
Korea Univ., Korea

ThD2-4 ————— **14:15-14:30**

Dynamical Features in Self Assembled Molecular Aggregates

R. Mukhopadhyay, V.K. Sharma, and S. Mitra
BARC, India

ThD2-5 ————— **14:30-14:45**

Realtime Structural Characterisation of Thin Film OLED Stacks During Thermally Induced Diffusion - the Importance of Glass Transitions

Andrew Nelson¹, Jake McEwan², Andrew Clulow³, Paul Shaw², Tamim Darwish¹, Nageshwar Rao Yepuri¹, Paul Burn², and Ian Gentle²
¹*ANSTO, Australia*, ²*Univ. of Queensland, Australia*, ³*Monash Univ., Australia*

ThD2-6 ————— **14:45-15:00**

Time-Resolved Neutron Reflectivity Detects Mass Transfer along Film Thickness Direction

Satoshi Koizumi, Satoru Ueda, and Yohei Noda
Ibaraki Univ, Japan

ThD2-7 ————— **15:00-15:15**

Swelling Behavior of Polyelectrolyte Brush/Multilayer Composites - Water Distribution in Humid Conditions

Oliver Löhmann¹, Samantha Micciulla², Emanuel Schneck², Olaf Sotlwedel³, and Regine von Klitzing¹
¹*TU Darmstadt, Germany*, ²*Max Planck Inst. of Colloids and Interfaces Potsdam, Germany*,
³*Max Planck Inst., Germany*

ThD2-8 ————— **15:15-15:30**

Monitoring the Thickness Evolution and Water Uptake of PEDOT:PSS Thin Films under High Humidity Conditions by In-Situ Neutron Reflectometry

Lorenz Bießmann¹, Lucas Kreuzer¹, Tobias Widman¹, Nuri Hohn¹, Jean-Francois Moulin², and Peter Müller-Buschbaum¹
¹*TU Munich, Germany*, ²*HZG, Germany*

ThD2-9 ————— **15:30-15:45**

Investigating Biomimetic Calcium Phosphate and Carbonate Mineral Formation within Multilayered Biopolymer Films using Small Angle Neutron Scattering

Rayomand Shahlori^{1,2}, Andrew Nelson³, Jitendra Mata³, Geoffrey Waterhouse^{1,2}, and Duncan McGillivray^{1,2}
¹*The Univ. of Auckland, New Zealand*, ²*MacDiarmid Inst. for Advanced Materials and Nanotechnology, New Zealand*, ³*ANSTO, Australia*

ThD2-10 ————— **15:45-16:00**

Structure and Mechanical Properties of Polybutadiene Thin Films at Surface-Modified Carbon Interface

Koichiro Hori¹, Norifumi Yamada¹, Yoshihisa Fujii², Tomomi Masui³, Hiroyuki Kishimoto³, and Hideki Seto¹
¹*HEARO, Japan*, ²*Mie Univ., Japan*, ³*Sumitomo Rubber Industries, Ltd., Japan*

Session Title	[ThE2] Neutron Physics
Date and Time	July 13 (Thursday) / 13:30-16:00
Place	Room E (2F)
Session Chair	Valery Shvetsov (JINR, Russia)

ThE2-1 (Invited) ————— 13:30-14:00

Neutron Physics at the Joint Institute for Nuclear Research

Valery Shvetsov

JINR, Russia

ThE2-2 ————— 14:00-14:15

Experimental Demonstration of Direct Path State Characterization by Strongly Measuring Weak Values in Neutron Interferometry

Stephan Sponar

TU Wien, Austria

ThE2-3 ————— 14:15-14:30

Transmission of Ultracold Neutrons Through Cold Deuterium and Hydrogen - The Scattering Cross Sections and Surface Scattering

Stefan Döge (Doege)^{1,2,3}, Christoph Morkel¹, Erwin Gutmiedl¹, Tobias Jenke², Peter Geltenbort², Bernhard Lauss⁴, Nicolas Hild⁴, Winfried Petry¹, Stephan Paul¹

¹ILL France, ²TU Munich, Germany, ³Université Grenoble Alpes, France

ThE2-4 ————— 14:30-14:45

The ³³S(n,α)³⁰Si Cross-Section Measurement of the Thermal Point at ILL and Resonance Region at n_TOF-CERN. Potential Applications to Neutron Capture Therapy

Javier Praena¹, Ignacio Porras¹, and Marta Sabaté-Gilarte²

¹Univ. of Granada, Spain, ²CERN, Switzerland

ThE2-5 ————— 14:45-15:00

Measurement of the Double-Differential Neutron Cross Section of U in UO₂ from Room Temperature to Hot Full Power Conditions

Gilles Noguere¹, Alain FILHOL², Juan Pablo SCOTTA¹, Jacques OLIVIER², and Yoann CALZAVARA²

¹CEA Cadarache, France, ²ILL, France

ThE2-6 ————— 15:00-15:15

Neutron Diffraction by A Surface Acoustic Wave

German Kulin¹, Alexander Frank¹, Yury Khaydukov², Dmitry Roshchupkin³, and Simone Vadilonga⁴

¹JINR, Russia, ²Max-Planck Inst. for Solid State Research, Germany, ³RAS, Russia, ⁴HZB, Germany

Session Title	[ThF2] Energy Materials V
Date and Time	July 13 (Thursday) / 13:30-16:00
Place	Room F (2F)
Session Chair	Tatsiana Burankova (PSI, Switzerland)

ThF2-1 (Invited) ————— 13:30-14:00

Uniformity of Lithium-Ion Batteries Probed by Neutron Scattering

Anatoliy Senyshyn¹, Martin Mühlbauer^{2,3}, and Michael Hofmann¹

¹TU Munich, Germany, ²HIU, Germany, ³KIT, IAM, Germany

ThF2-2 ————— 14:00-14:15

Crystal Structure Refinement of Isotope Doped Li₂MnO₃ by using Neutron Powder Diffractometer, iMATERIA

Toru Ishigaki¹, Akinori Hoshikawa¹, Yukihiro Yoshida¹, Takeshi Matsukawa¹, and Hideto Imai²

¹Ibaraki Univ., Japan, ²NISSAN ARC LTD., Japan

ThF2-3 ————— 14:15-14:30

Application of the High Resolution Fourier Diffractometer for Studing Battery Materials

Ivan Bobrikov, Nataly Samoylova, Sergey Sumnikov, Olga Ivanshina, and Anatoly Balagurov
JINR, Russia

ThF2-4 ————— 14:30-14:45

Low-Temperature Effect on Lithium Diffusion in 18650 Li-ion Battery

Chun-Ming Wu¹, Chia-Chin Chang², Ping-I Pan², and Maxim Avdeev³

¹Nat'l Synchrotron Radiation Research Center, Taiwan, ²Nat'l Univ. of Tainan, Taiwan,

³ANSTO, Australia

ThF2-5 ————— 14:45-15:00

Catalytic Function of Intra-Zeolite Frustrated Lewis Pairs Investigated by In Operando Neutron/X-Ray Scattering

Heeju Lee¹, Kwang Soo Lim², Bonglim Suh³, In Hwa Cho⁴, Jihan Kim³, Sanghyun Lee^{5,6}, Shukii Torii^{5,6}, Takashi Kamiyama^{5,6}, Tae Joo Shin⁷, and Yong Nam Choi²

¹Sogang Univ., Korea, ²KAERI, Korea, ³GIST, Korea, ⁴KAIST, Korea, ⁵J-PARC, Japan, ⁶KEK, Japan,

⁷UNIST, Korea

ThF2-6 ————— **15:00-15:15****Evidence of High Density of Confined Fluids in Nano-Pores**Jitendra Bahadur¹, Cristian Contescu², and Yuri Melnichenko²¹BARC, India, ²ORNL, USA**ThF2-7** ————— **15:15-15:30****Self-Assembly of Diblock Polythiophene Polyelectrolytes for Organic Photovoltaic Devices**Judith Houston¹, Michèle Chevrier², Amandine Thomas², Ann Terry³, Sébastien Clément², and Rachel Evans⁴¹JCNS, Germany, ²Université Montpellier², France, ³ISIS, UK, ⁴Univ. of Cambridge, UK.**ThF2-8** ————— **15:15-15:30****Liquid-Like Thermal Conduction in Two-Dimensional Layered Crystalline Solids**Bing Li¹, H. Wang², Y. Kawakita¹, Q. Zhang³, M. Feygenson⁴, H. L. Yu⁵, D. Wu⁶, K. Ohara⁷, T. Kikuchi¹, K. Shibata¹, T. Yamada⁸, Y. Chen⁵, J. Q. He⁶, D. Vakinin³, R. Q. Wu², K. Nakajima¹, and M. G. Kanatzidis⁹¹J-PARC, Japan, ²Univ. of California, USA, ³Iowa State Univ., USA, ⁴JCNS at MLZ, Germany,⁵The Univ. of Hong Kong, Hong Kong, ⁶South Univ. of Science and Tech. of China, China,⁷Japan Synchrotron Radiation Research Inst., Japan, ⁸CROSS, Japan, ⁹Northwestern Univ., USA

Monday, July 10, 2017

01: Soft Matter	MoP1~MoP43
02: Biology and Biological Interface	MoP44~MoP69
05: Chemistry / Earth Science	MoP70~MoP82
06: Engineering Materials	MoP83~MoP102
08: Imaging / Radiography	MoP103~MoP117
09: Neutron Physics	MoP118~MoP130

* Complete abstracts are accessible on-line at





[MoP] Poster Session 1

Monday, July 10, 2017 / 16:30-18:30

1F, Exhibition Hall

MoP 1

Understanding the Dynamics of Aqueous Solutions in Dental Cements

Marcella C. Berg^{1,2}, Ana R. Benetti¹, Mark T. F. Telling^{3,4}, Tilo Seydel⁵, and Heloisa N. Bordallo^{1,2}

¹*Univ. of Copenhagen, Denmark*, ²*ESS ERIC, Sweden*, ³*ISIS, UK*, ⁴*Univ. of Oxford, UK*, ⁵*ILL, France*

MoP 2

Challenges of Kinetic Measurements with a Bense-Hart Neutron Diffractometer

Christopher J. Garvey¹, Liliana de Campo¹, Christine Rehm¹, Chris D. Muzny², and

Howard J. M. Hanley³

¹*ANSTO, Australia*, ²*NIST, USA*, ³*Australian Nat'l Univ., Australia*

MoP 3

A Study of the Interaction between Polyelectrolytes and Biomolecules at the Solid/Solution Interface with Neutron Specular Reflectivity

Christopher Garvey¹, Vikram S. Raghuwanshi², Jielong Su², Warwick Raverty², Stephen A. Holt¹, Peter J. Holden¹, and Gil Garnier²

¹*ANSTO, Australia*, ²*Monash Univ., Australia*

MoP 4

Small Angle Neutron Scattering on Critical Polymer Clusters Formed with Tetra-Armed Prepolymers

Xiang Li¹, Kazu Hirosawa¹, Takamasa Sakai¹, Elliot Gilbert², and Mitsuhiro Shibayama¹

¹*The Univ. of Tokyo, Japan*, ²*ANSTO, Australia*

MoP 5

Interfacial Polymer Contribution to Mechanical Reinforcement in Nanocomposites

Jacques Jestin¹, Nicolas Jouault¹, Chloé Chevigny¹, Dan Zhao², and Sanat Kumar²

¹*LLB, France*, ²*Columbia Univ., USA*

MoP 6

Influence of H-Bonding on Dynamical Properties of Triethylammonium Triflate

Juan Francisco Mora Cardozo¹, Antonio Benedetto², Pietro Ballone³, and Jan P. Embs¹

¹*PSI, Switzerland*, ²*Univ. College Dublin, Ireland*, ³*Norwegian Univ. of Sci. and Tech., Norway*

MoP 7

Adsorption Versus Non-Adsorption Behavior of Bovine Serum Albumin Protein on Silica Nanoparticles

Indresh Yadav^{1,2}, Sugam Kumar¹, Vinod Kumar Aswal^{1,2}, and Joachim Kohlbrecher³

¹BARC, India, ²Homi Bhabha Nat'l Inst., India, ³PSI, Switzerland

MoP 8

Correlation Between Distribution of Gold Nanoparticles within Polymer Brushes and their Optical Properties

Dikran Kesal¹, Patrick Krause¹, Marcus Trapp², and Regine von Klitzing¹

¹TU Berlin, Germany, ²HZB, Germany

MoP 9

Anomalous Dynamics of Interfacial Water Around Micelles

H. Srinivasan, V.K. Sharma, S. Mitra, and R. Mukhopadhyay

BARC, India

MoP 10

Probing Surfactant-Induced Depletion Interaction in Charged Nanoparticle System

Debes Ray and Vinod K. Aswal

BARC, India

MoP 11

Probing Structure and Kinetics of Nanoparticle Aggregation using Different Interactions by Scattering Techniques

Sohrab Abbas¹, Indresh Yadav¹, Sugam Kumar¹, Vinod K. Aswal¹, and Joachim Kohlbrecher²

¹BARC, India, ²PSI, Switzerland

MoP 12

Interaction among Proteins in Solution in Presence of Divalent Ions: Small-Angle Neutron Scattering Study

Sarathi Kundu¹, Vinod Aswal², and Joachim Kohlbrecher³

¹Inst. of Advanced Study in Science in Science, India, ²BARC, India, ³PSI, Switzerland

MoP 13

Structure of Protein-Surfactant Complexes with Different Chain Length Surfactants

Debasish Saha^{1,2}, Debes Ray¹, and Vinod Kumar Aswal¹

¹BARC, India, ²DST, India

MoP 14

Liquid-Liquid Phase Transition in Protein Solution: Effect of Multivalent Counter Ions

Sugam Kumar¹, Indresh Yadav¹, Vinod K. Aswal¹, and Joachim Kohlbrecher²

¹BARC, India, ²PSI, Switzerland

MoP 15

Understanding Graphene Incorporated Polyurethane Foams using SANS

Radha Perumal Ramasamy¹, Swathi Somanathan¹, S.N. Suraiya Begum², and

Vinod Kumar Aswal³

¹Anna Univ., India, ²Justice Basheer Ahmed Sayeed College for Woman., India, ³BARC, India

MoP 16

Hierarchical Self-Assembly and Gelation of TX-100

RAHUL RANJAN

Jawaharlal Nehru Univ., India

MoP 17

Microscopic Solvation Structure and Phase Behavior of Thermo-Responsive Polymers in Ionic Liquids

Kazu Hirose¹, Kenta Fujii², Takeshi Ueki³, Yuzo Kitazawa⁴, Masayoshi Watanabe⁴,

Elliot Paul Gilbert⁵, and Mitsuhiro Shibayama¹

¹The Univ. of Tokyo, Japan, ²Yamaguchi Univ., Japan, ³NIMS, Japan, ⁴Yokohama Nat'l Univ., Japan, ⁵ANSTO, Australia

MoP 18

Network Structure of Polyelectrolyte Gels Fabricated from Tetra-Arm Polymers

Ken Morishima¹, Xiang Li¹, Kazuyuki Oshima², Yoshiro Mitsukami², and Mitsuhiro Shibayama¹

¹The Univ. of Tokyo, Japan, ²Nippon Shokubai Co., Ltd., Japan

MoP 19

A New Approach to Analyze Data Obtained from the Grazing Incidence Neutron Scattering

Tetyana Kyrey^{1,2}, Marina Ganeva², Kornelia Gawlitza³, Regine von Klitzing¹, Olaf Soltwedel⁴, Stefan Wellert¹, and Olaf Holderer²

¹TU Berlin, Germany, ²JCNS, Germany, ³BAM, Germany, ⁴TUM, Germany

MoP 20**Small-Angle Neutron Scattering Study on the Structure of the "Nonswellable" Hydrogel**

Shintaro Nakagawa, Xiang Li, Hiroyuki Kamata, Takamasa Sakai, and Mitsuhiro Shibayama
The Univ. of Tokyo, Japan

MoP 21**Effect of Membrane Active Drugs on the Structure of Lipid Bilayers**

Manuchar Gvaramia, Gaetano Mangiapia, and Henrich Frielinghaus
JCNS, Germany

MoP 22**Self-Assembly of Magnetic Liquids at the Solid Boundaries**

Apurve Saini and Max Wolff
Uppsala Univ., Sweden

MoP 23**In-Situ Measurement of Phospholipid Nanodisk Adhesion on a Solid Substrate using Neutron Reflectometry**

Norifumi L. Yamada¹ and Michele Sferrazza²
¹*HEARO, Japan*, ²*Univ. Libre de Bruxelles, Belgium*

MoP 24**Temperature-Dependent Water-in-Oil Microemulsion System with an Ionic Liquid**

Tae Hui Kang¹, Yoonnam Jeon², Shuo Qian¹, Changwoo Do¹, William T. Heller¹, and Mahn Won Kim^{3,4}
¹*ORNL, USA*, ²*IBS, Korea*, ³*KAIST, Korea*, ⁴*GIST, Korea*

MoP 25**Gelation and Internal Structure of Hybrid Gel by using γ -ray Irradiated Imogolite**

Jungju Ryu^{1,2} and Daewon Sohn¹
¹*Hanyang Univ., Korea*, ²*KAERI, Korea*

MoP 26**Temperature and Time Dual-Sensitive Structure of Triazole Branched Poly(Ethyl Methacrylate)**

Jungin Kim¹, Jungju Ryu^{1,2}, and Daewon Sohn¹
¹*Hanyang Univ., Korea*, ²*KAERI, Korea*

MoP 27

The Effect of Dispersing Solvent on the Microstructure of Polymer Nanocomposites Melt

Sol Mi Oh and So Youn Kim

UNIST, Korea

MoP 28

Structural Responses of Polyelectrolyte Brushes in Aqueous Solutions with Various Ionic Concentrations

Jumi Lee, Dinh Minh Phan, and Kwanwoo Shin

Sogang Univ., Korea

MoP 29

Controlling Crystallinity and Domain Composition of Conducting Polymers under Nanoconfinement and their Analysis by Small Angle Scattering

Jongkuk Ko¹, Jiyun Song¹, Hyunsik Yoon¹, Changhee Lee¹, Ruediger Berger², and Kookheon Char¹

¹*Seoul Nat'l Univ., Korea*, ²*Max Planck Institute for Polymer Research, Germany*

MoP 30

Neutron Reflectivity Studies on the Amine-Triggered Changes in Reactive Polymer Films with Different MWs

Hyunjoo Son¹, Yeongseon Jang¹, Jaseung Koo², Jeong-Soo Lee², and Kookheon Char¹

¹*Seoul Nat'l Univ., Korea*, ²*KAERI, Korea*

MoP 31

Structural Analysis on Surfactant Layer at the Interface of Liquid Crystal and Substrate using Neutron Reflectometry

Fumiya Nemoto¹, Norifumi L. Yamada¹, Masahiro Hino², and Hideki Seto¹

¹*HEARO, Japan*, ²*Kyoto Univ., Japan*

MoP 32

The Inverse Temperature Transition of an Elastin-like Peptide Studied by Small Angle Neutron Scattering

Alexander Daniel Matt and Bernd Stühn

TU Darmstadt, Germany

MoP 33**SANS and SAXS Investigation of Selective Distributions of Functionalized Single-Walled Carbon Nanotubes in a Polymeric System**

Jae-Min Ha, Hyung-Sik Jang, Sung-Hwan Lim, and Sung-Min Choi

KAIST, Korea

MoP 34**Functionalization of Single Wall Carbon Nanotube with Controllable Surface Charge Density**

Sung-Hwan Lim¹, Tae-Hwan Kim², and Sung-Min Choi¹

¹*KAIST, Korea*, ²*KAERI, Korea*

MoP 35**Self-Assembly of Pluronic Block Copolymer Depend on Hydro-Philic/Phobic Mass Fractions**

Jong Dae JANG^{1,2}, Tae-Hwan KIM¹, Joona BANG², and Young Soo HAN¹

¹*KAERI, Korea*, ²*Korea Univ., Korea*

MoP 36**SANS Study on the Phase Behavior of Mixed Polymer Ligands Anchored on a Nanoparticle Surface**

Seyong Kim¹, Tae-Hwan Kim², June Huh³, Joona Bang³, and Soohyung Choi⁴

¹*Drexel Univ., USA*, ²*Chonbuk Univ., Korea*, ³*Korea Univ., Korea*, ⁴*Hongik Univ., Korea*

MoP 37**Phase Behavior of Block Copolymers Containing Ionic Additives**

Ha Young Jung and Moon Jeong Park

POSTECH, Korea

MoP 38**Neutron Reflectivity Measurement of Deuterated PS on PS-Grafted Layers**

Hoyeon Lee¹, Seongjun Jo², Toyooki Hirata³, Norifumi L. Yamada⁴, Keiji Tanaka⁵, and Du Yeol Ryu²

¹*KAERI, Korea*, ²*Yonsei Univ., Korea*, ³*Fukui Univ., Japan*, ⁴*J-PARC, Japan*, ⁵*Kyushu Univ., Japan*

MoP 39**SANS and DLS Study on the Effect of NaOH and Chloroauric Acid upon BSA**

Radha Perumal Ramasamy¹, S.N. Suraiya Begum^{1,2}, and Vinod Kumar Aswal³

¹*Anna Univ., India*, ²*Justice Basheer Ahmed Sayeed College for Woman, India*, ³*BARC, India*

MoP 40

Characterization of Doxorubicin Load Vesicles (Soybean Oil and Mygliol 812) Delivery Systems for Cancer using Very Small Angle Neutron Scattering (VSANS)

Fabiano Yokaichiya¹, Christian Schmidt², Joachim Storsberg², Mont Kumpugdee Vollrath³, Daniele Ribeiro de Araujo⁴, Ben Kent¹, Daniel Clemens¹, Friedrich Wingert², and Margareth Franco⁵

¹HZB, Germany, ²Fraunhofer Institute Applied Polymer Research, Germany, ³Beuth Hochschule für Technik Berlin, Germany, ⁴Universidade Federal do ABC, Brazil, ⁵IPEN, Brazil

MoP 41

Characterization of Poloxamer 407 and 188-based Delivery Systems Containing Sumatriptane for Pain Treatment (Migraine) using Very Small Angle Neutron Scattering (VSANS)

Margareth Franco¹, Fabiano Yokaichiya², Daniel Clemens², and Daniele Ribeiro de Araujo³

¹IPEN, Brazil, ²HZB, Germany, ³Universidade Federal do ABC, Brazil

MoP 42

Structural Evolution of Poly(lactide) Molecular Bottlebrushes: Kinetics Study by Size Exclusion Chromatography, Small-Angle Neutron Scattering and Simulations

Suk-kyun Ahn¹, Seungwan Cho¹, Jan-Michael Y. Carrillo², Youngkyu Han², Tae-Hwan Kim³, Kunlun Hong², Michael Kilbey⁴, Bobby Sumpter², Gregory Smith², and Changwoo Do²

¹Pusan Nat'l Univ., Korea, ²ORNL, USA, ³KAERI, Korea, ⁴Univ. of Tennessee, USA

MoP 43

Investigations on Shear-Induced Alignment and Phase Behavior of SWNT Superstructure in Polymeric System

Sang-Jo Lee, Sung-Hwan Lee, Jae-Min Ha, and Sung-Min Choi

KAIST, Korea

MoP 44

Nanoscale Rheology on Phospholipid Membranes

Sebastian Jaksch¹, Olaf Holderer¹, Manuchar Gvaramia¹, Michael Ohl², Michael Monkenbusch³, and Henrich Frielinghaus¹

¹JCNS at MLZ, Germany, ²JCNS at SNS, USA, ³JCNS, Germany

MoP 45**Diffusion of Hemoglobin Inconcentrated Solutions and in Blood Cells:
a Physiological Implication**

Stephane Longeville
LLB, France

MoP 46**Ligand-Induced Dynamical Change of G-Protein-Coupled Receptor Revealed by
Neutron Scattering**

Utsab Shrestha¹, Debsindhu Bhowmik², Eugene Mamontov², and Xiang-Qiang Chu¹
¹Wayne State Univ., USA, ²ORNL, USA

MoP 47**Effects of Pressure on the Dynamics of a Hyperthermophilic Protein Revealed by
Quasielastic Neutron Scattering**

Utsab Shrestha¹, Debsindhu Bhowmik², John Copley³, Madhusudan Tyagi^{3,4}, Juscelino Leao³,
and Xiang-Qiang Chu¹
¹Wayne State Univ., USA, ²ORNL, USA, ³NIST, USA, ⁴Univ. of Maryland, USA

MoP 48**A Neutron Scattering and Molecular Dynamics Study of the Effect of Room-Temperature
Ionic Liquids on the Fibrillation of a Model Amyloidogenic Protein**

Antonio Benedetto^{1,2} and Pietro Ballone³
¹Univ. College Dublin, Ireland, ²PSI, Switzerland, ³Norwegian Univ. of Sci. and Tech., Norway

MoP 49**The Location and Orientation of Antimicrobial Peptides in Model Biological
Membranes Determined by Neutron Reflectometry**

Anton Le Brun¹, Marc-Antonine Sani², and Frances Separovic²
¹ANSTO, Australia, ²Univ. of Melbourne, Australia

MoP 50**Using Macromolecular Neutron Crystallography to Study Hydrogen Atoms in the
Catalytic Mechanism of the FADH Cofactor in Cholesterol Oxidase**

Emily Golden¹, Li-Juan Yu¹, Flora Meilleur², Matthew Blakeley³, Anthony Duff⁴, Amir Karton¹,
and Alice Vrieling¹
¹Univ. of Western Australia, Australia, ²ORNL, USA, ³ILL, France, ⁴ANSTO, Australia

MoP 51

Microscopic Dynamics of Phospholipid Membrane: Effects of Non-steroidal Anti-Inflammatory Drugs

V. K. Sharma¹ and E. Mamontov²

¹BARC, India, ²PSI, Switzerland, ²ORNL, USA

MoP 52

A New Structural Model for Analysis of Low Density Lipoproteins using Small-Angle Scattering - Insights into the Fatty Core Packing and Phase Transition

Selma Maric¹, Tania Lind¹, Eva Bengtsson², Gunilla Nordin Fredrikson², Jan Skov Pedersen³, and Marite Cardenas¹

¹Malmoe Univ., Sweden, ²Lund Univ., Sweden, ³Aarhus Univ., Denmark

MoP 53

Bayesian Statistics as Framework for Inclusion of Prior Knowledge and Complementary Data in the Analysis of Small-Angle Scattering Data

Andreas N Larsen¹, Asger Sand¹, Lise Arleth¹, Martin C Pedersen², and Steen Hansen¹

¹Univ. of Copenhagen, Denmark, ²Australian Nat'l Univ., Australia

MoP 54

Neutron Scattering Studies of Interfacial Soft-and Bio-Related Structures: From Polyelectrolyte Coatings to Adhesion of Living Cells

Jaroslav Majewski^{1,2,3}, Ann Junghans¹, and Saurabh Singh⁴

¹LANL, USA, ²NSF, USA, ³UC Davis, USA, ⁴INTEL, USA

MoP 55

Investigation of the Hydration Dynamics of a Squid-Derived Protein by Quasielastic in Neutron Scattering

Huihun Jung¹, Abdon Pena-Francesch¹, Madhusan Tyagi², and Melik Demirel¹

¹Pennsylvania State Univ., USA, ²NIST, USA

MoP 56

Dynamics of Adenosine Monophosphate in Lipid and Salty Environment

Loreto Misuraca^{1,2}, Francesca Natali^{2,3}, Laura da Silva⁴, Judith Peters^{2,5}, Giuseppe Zaccari^{2,6,7,8}, David Deamer⁹, and Marie Christine Maurel⁴

¹Univ. of Palermo, Italy, ²ILL, France, ³CNR-IOM, France, ⁴UMR 7205 CNRS-MNHN-UPMC-EPHE, France, ⁵Université Grenoble Alpes, France, ⁶Institut de Biologie Structurale, France, ⁷CEA Grenoble, France, ⁸CNRS, France, ⁹Univ. of California, Santa Cruz, USA

MoP 57**Laser-Induced Picosecond Dynamics of Purple Membrane Patches Studied by QENS**

Tatsiana Burankova^{1,2}, Thomas Hauß³, Jacques Ollivier⁴, Ruep E. Lechner⁵, Norbert A. Dencher⁶, and Jörg Pieper²

¹PSI, Switzerland, ²Tartu Univ., Estonia, ³HZB, Germany, ⁴ILL, France, ⁵ESS ERIC, Sweden,

⁶TU Darmstadt, Germany

MoP 58**Mechanistic Understanding of PHD2 Enzyme upon Ligand Interactions using SAXS and SANS**

Praveen George Vadakkedath^{1,2}, Timothy M Ryan³, Ivanhoe K H Leung¹, and Duncan J McGillivray^{1,2}

¹Univ. of Auckland, New Zealand, ²MacDiarmid Inst. of Advanced Materials and Nanotech.,

New Zealand, ³Australian Synchrotron, Australia

MoP 59**Effect of Molecular Crowding on Protein Structure Clarified by Neutron and X-ray Scattering**

Mitsuhiro Hirai¹, Satoshi Ajito¹, Masaaki Sugiyama², Hiroki Iwase³, Noboru Ohta⁴, Nobutaka Shimizu⁵, and Noriyuki Igarashi⁵

¹Gunma Univ., Japan, ²Kyoto Univ., Japan, ³CROSS, Japan, ⁴Japan Synchrotron Radiation Research Inst., Japan, ⁵HEARO, Japan

MoP 60**Neutron Scattering on Humane Compact Bone**

Yong Choi¹, S.G. Bogdanov², E.Z. Valiev², P.A. Borisova³, and A.N. Pirogoz²

¹Dankook Univ., Korea, ²RAS, Russia, ³Kurchatov Inst., Russia

MoP 61**A Challenge of Neutron Single Crystallographic Analysis of Manganese Catalase with 133 Å Axes using iBIX**

Taro Yamada, Naomine Yano, and Katsuhiko Kusaka

Ibaraki Univ., Japan

MoP 62

Ligand Topology of the Self-Assembled Nanohybrids Directs Multivalent Recognition and Selectivity Enhancement

Jun Shik Choi and Yong-beom Lim

Yonsei Univ., Korea

MoP 63

A Robust and Reliable Method for High Yield Deuterated Recombinant Protein Production using Escherichia Coli BL21

Anthony Duff, Karyn Wilde, Agata Rekas, Vanessa Lake, and Peter Holden

ANSTO, Australia

MoP 64

Neutron Protein Crystallographic Study of the Glucose Isomerization

Saki Yamoto¹, Naoya Komatsuzaki¹, Katsuhiro Kusaka¹, Naomine Yano¹, Natsuki Okuda², Akio Sasaki², and Ichiro Tanaka¹

¹Ibaraki Univ., Japan, ²Visible Information Center, Inc., Japan

MoP 65

Effects of Lipid Type Composing Membrane on Energy Transfer Efficiency of Membrane Protein

Hyeyoung Kim, Minh Dinh Phan, Keel Yong Lee, and Kwanwoo Shin

Sogang Univ., Korea

MoP 66

Low-Frequency Dynamics of Bovine Serum Albumin and Alpha-Lactalbumin Studied by Inelastic Neutron Scattering

Anna V. Frontzek¹, Jan Peter Embs², and Sergey G. Lushnikov¹

¹Ioffe Inst., Russia, ²PSI, Switzerland

MoP 67

How Dose Trehalose Affect Protein Structure and its Stability?

Satoshi Ajito¹, Mitsuhiro Hirai¹, Hiroki Iwase², Noboru Ohta³, Nobutaka Shimizu⁴, and Noriyuki Igarashi⁴

¹Gunma Univ., Japan, ²CROSS, Japan, ³Japan Synchrotron Radiation Research Inst., Japan,

⁴KEK, Japan

MoP 68**Small Angle Neutron/X-Ray Scattering Study of Microtubules and Cationic Polymers**

Juncheol Lee¹, Jimin Lee¹, Chaeyeon Song², Herbert Miller³, Leslie Wilson³, Cyrus Safinya³, and Myung Chul Choi¹

¹KAIST, Korea, ²Amore-Pacific Co. R&D Center, Korea, ³UCSB, USA

MoP 69**Biomimetic Cell Membrane Models based on Lipids Extracted from Phosphatidylcholine Producing E Coli**

Tania Lind, Sarah Waldie, Trevor Forsyth, Michael Haertlein, Martine Moulin, Selma Maric, and Marité Cárdenas

Malmö Univ., Denmark

MoP 70**Synthesis of Perdeuterated 1-Palmitoyl-2-Oleoyl-Sn-Glycero-3-Phosphocholine ([D82]POPC) for Neutron Studies on Bilayer Lipid Membranes**

Nageshwar Rao Yepuri¹, Tamim Darwish¹, Anna Leung², Anwen Krause-Heuer¹, Hannah Wacklin², Robin Delhom², and Peter Holden¹

¹NDF-NSTLI-ANSTO, Australia, ²ESS ERIC, Sweden

MoP 71**Investigation of Inorganic-Organic Hybrid (C₆H₅CH₂CH₂NH₃)₂CuCl₄(Cu-PEA) by Neutron Single Crystal Diffraction**

Garam Park^{1,2}, In-Hwan Oh¹, J. M. Sungil Park¹, Martin Meven³, Gernot Heger³, Seong-Hun Park⁴, Chang-Seop Hong², and Kwang-Sei Lee⁶

¹KAERI, Korea, ²Korea Univ., Korea, ³RWTH Aachen, Germany, ⁴Gyeonggi Science High School, Korea, ⁵Korea Univ., Korea, ⁶Inje Univ., Korea

MoP 72**Neutron Single Crystal Diffraction Study of Ti₂SO₄**

In-Hwan Oh¹ and Kwang-Sei Lee²

¹KAERI, Korea, ²Inje Univ., Korea

MoP 73**Chemical Deuteration of Ionic Liquids and their Application in Neutron Reflectivity**

Kazuhiro Akutsu^{1,2}, Tamim A. Darwish³, Marina Cagnes³, Kazuhisa Tamura⁴, and Toshiji Kanaya^{2,5}

¹CROSS, Japan, ²J-PARC, Japan, ³ANSTO, Australia, ⁴JAEA, Japan, ⁵HEARO, Japan

MoP 74

Single Crystal Neutron Diffraction Study of a Crystalline-State Photoisomerization In a 3-Cyanopropyl Cobaloxime Complex

Takashi Ohhara^{1,2}, Ryoji Kiyonagi¹, Kenichi Oikawa¹, Takuro Kawasaki¹, Koji Kaneko¹, Itaru Tamura¹, Akiko Nakao², Takayasu Hanashima², and Koji Munakata²

¹J-PARC, JAEA, Japan, ²CROSS, Japan

MoP 75

A Tomography Approach to Investigate the Impactite Formation Processes

Anna Fedrigo^{1,2}, Kasper Marstal^{2,3}, Anders Bjorholm Dahl², Mark Lyksborg², Carsten Gundlach⁴, Christian Bender Koch⁵, and Markus Strobl¹

¹ESS ERIC, Sweden, ²DTU Compute, Denmark, ³ERASMUS MC, Netherlands,

⁴DTU Physics, Denmark, ⁵Copenhagen Univ., Denmark

MoP 76

Anisotropic Pore Structure Characterization under Sorbing Gas Injection Condition for Shale and Coal: Small Angle Neutron Scattering Experiment and Modeling

Rui Zhang and Shimin Liu

The Pennsylvania State Univ., USA

MoP 77

Li Distribution in Tungsten Bronze $\text{Li}_x\text{Sr}_{1-0.5x}\text{Ta}_2\text{O}_6$ Studied by Neutron Diffraction Analysis

Hyeon-Dong Han and Young-Il Kim

Yeungnam Univ., Korea

MoP 78

Grazing-Incidence X-Ray Diffraction Studies on Polymer Semiconductors: Relationship between Polymer Microstructures and Electrical Performance

Hae Rang Lee and Joon Hak Oh

POSTECH, Korea

MoP 79

Small Angle Neutron Scattering Study of Silica Filled Polydimethylsiloxane Membrane for Alcohol/Water Pervaporation Separation

Ankitkumar M. Kansara¹, Pradeep K. Prajapati¹, Vinod K. Aswal², and Puyam S. Singh¹

¹CSIR-CSMCRI, India, ²BARC, India

MoP 80**Probing Phenol-Ionic Liquid Interactions: Using Neutron Diffraction to Improve Industrial Processes**

Adam H. Turner and John D. Holbrey
Sogang Univ., Korea

MoP 81**Structure of Silica Ionogels with Short Chain Pyridinium Ionic Liquid by SANS and SAXS**

Laszlo Almasy^{1,2}, Ana-Maria Putz³, Adel Len², Catalin Ianasi³, and Cecilia Savii³
¹*Southwest Univ. of Sci. and Tech., China*, ²*Wigner Research Centre for Physics, Hungary*,
³*Inst. of Chemistry Timisoara of Romanian Academy, Rumania*

MoP 82**Breathing Microporous: What is the Mechanics?**

Florence Porcher^{1,2}
¹*LLB, CEA, France*, ²*Saclay - FRANCE, France*

MoP 83**Synthesis of Hierarchical Metal-Organic Frameworks in DMSO/CO₂-Gas Expanded Solvent Systems**

Huan Doan¹, Yanan Fang², Bingqing Yao², Dong Zhili², Tim White², Asel Sartbaeva³,
Ulrich Hintermair³, and Valeska Ting¹
¹*Univ. of Bristol, UK*, ²*Nanyang Technological Univ., Singapore*, ³*Univ. of Bath, UK*

MoP 84**Beyond Ni-base Superalloys: Co-Re base Alloys with Strengthening Nanosized TaC Precipitates**

Ralph Gilles¹, Debashis Mukherji², Pavel Strunz³, Lukas Karge¹, Premysl Beran⁴,
Michael Hofmann¹, Armin Kriele⁵, and Joachim Rösler²
¹*TU Munich, Germany*, ²*TU Braunschweig, Germany*, ³*Nuclear Physics Institute of the CAS, Czech*,
⁴*Nuclear Physics Institute of the CA, Czech*, ⁵*HZG, Germany*

MoP 85**Validation of CMWP Method in Analyses of Neutron Diffraction Patterns for Investigation of Microstructures during Stress Relaxation of 780 MPa Grade Bainitic Steels**

Kodai Murasawa¹, Masato Takamura², Masayoshi Kumagai³, Yoshimasa Ikeda², Hiroshi Suzuki⁴,
Yoshie Otake², Takayuki Hama⁵, and Shinsuke Suzuki¹
¹*Waseda Univ., Japan*, ²*RIKEN, Japan*, ³*Tokyo City Univ., Japan*, ⁴*JAEA, Japan*, ⁵*Kyoto Univ., Japan*

MoP 86

Neutron Reflectometry Studies of Metal-Ceramic Ti-TiN Interfaces for Novel Nano-Composites Materials

Jaroslav Majewski^{1,2,3}, Erik Watkins¹, J. Kevin Baldwin¹, Nathan Mara¹, Irene Beyerlein⁴, Richard Hoagland¹, Nan Li¹, Youxing Chen¹, Xiang-Yang Li¹, and Satyesh Yadav⁵

¹Los Alamos Nat'l, Laboratory, USA, ²Nat'l, Science Foundation, USA, ³Univ. of California Davis, USA, ⁴Univ. of California Santa Barbara, USA, ⁵IIT Madras, India

MoP 87

Neutron Diffraction Study on Low Cycle Fatigue Behavior of Additive Manufactured Stainless Steel

Hobyung Chae¹, Minki Hong¹, E-Wen Huang², Wanchuck Woo³, Ke An⁴, and Soo Yeol Lee¹

¹Chungnam Nat'l Univ., Korea, ²Nat'l Chiao Tung Univ., Taiwan, ³KAERI, Korea, ⁴ORNL, USA

MoP 88

Deformation Asymmetry of Magnesium Alloy under Cyclic Loading Investigated by In Situ Neutron Diffraction and EVPSC Modeling

Huai Wang¹, Youngsu Kim¹, Michael A. Gharghour², and Soo Yeol Lee¹

¹Chungnam Nat'l Univ., Korea, ²Canadian Nuclear Laboratories, Canada

MoP 89

SANS Studies of Morphology and Phase Behavior of Thermoplastic Polyurethane Subjected to Conditioning in High Humidity, Elevated Temperature and Ionizing Irradiation

Qiang Tian¹, Erzsebet Takacs², Ivan Krakovsky³, Minhao Yan⁴, Guanyun Yan¹, Guangai Sun¹, Bo Chen¹, Laszlo Rosta⁵, and Laszlo Almasy^{4,5}

¹China Academy of Engineering Physics, China, ²Hungarian Academy of Sciences, Hungary, ³Charles Univ., Czech, ⁴Southwest Univ. of Sci. and Tech., China, ⁵Hungarian Academy of Sciences, Hungary

MoP 90

Residual Strain Measurement Near the Cut Surface for Electrical Steel

Hiroshi Nozaki¹, Satoshi Doi², Tetsuya Aoki², Keiichi Okazaki², Stefanus Harujo^{3,4}, and Kazuhiko Dohmae¹

¹Toyota Central R&D Labs., Inc., Japan, ²Denso Corporation, Japan, ³J-PARC, Japan, ⁴JAEA, Japan

MoP 91**Microstructural Investigations of Bulk Metallic Glasses using Small-Angle Neutron Scattering**

Vasyl Ryukhtin¹, Sergiy Bakai², Baek Seok Seong³, Tae-Gyu Shin³, Vitaliy Pipich⁴, Artem Feoktystov⁴, and Oleksandr Bakai²

¹*Nuclear Physics Inst.v.v.i. ASCR, Czech*, ²*Kharkiv Inst. of Physics and Tech., Ukraine*,

³*KAERI, Korea*, ⁴*JCNS, Germany*

MoP 92**Neutron Diffraction and Vibrational Spectroscopy of Proton-Inserted CeO_{2-x}**

Jeong Seog Kim¹, K-W Chae¹, T. R. Park¹, S. S. Lee², Y. N. Choi², and B. S. Seong²

¹*Hoseo Univ., Korea*, ²*KAERI, Korea*

MoP 93**Micromechanical Elasto-Plastic Deformation of Additive-Manufactured AlSi10Mg Alloy**

Dong-Kyu Kim¹, Wanchuck Woo¹, Yoon-Uk Heo², and Shi-Hoon Choi³

¹*KAERI, Korea*, ²*POSTECH, Korea*, ³*Sunchon Nat'l Univ., Korea*

MoP 94**Quasielastic Neutron Scattering and Molecular Dynamics Simulation of Methanol Diffusion Confined in Cross-Linked Phenolic Resins**

Yasuyuki Shudo^{1,2}, Atsushi Izumi¹, Katsumi Hagita³, Toshio Nakao², and Mitsuhiro Shibayama²

¹*Sumitomo bakelite Co., Ltd., Japan*, ²*The Univ. of Tokyo, Japan*, ³*Nat'l Defense Academy of Japan, Japan*

MoP 95**Treatment of Spatial Resolution Effects in Neutron Residual Strain Scanning**

Jan Saroun¹, Joana Rebelo Kornmeier², Jens Gibmeier³, and Michael Hofmann²

¹*Nuclear Physics Inst., CAS, Řež, Czech*, ²*FRM II, Germany*, ³*Karlsruhe Inst. of Tech., Germany*

MoP 96**Small Angle Neutron Scattering Analysis for Nano-Precipitates of Ni-Base Alloys**

Eunjoo Shin and Wan Chuck Woo

KAERI, Korea

MoP 97

Synthesis and Characterization of Porous Gold Sponges using Self-Assembly of Gold Nanoparticles Induced by Thiolated Poly(Ethylene Glycol)

Min-Jae Lee, Sung-Hwan Lim, Jae-Min Ha, and Sung-Min Choi

KAIST, Korea

MoP 98

Study of Stability of Microstructure and Residual Strain After Thermal Loading of Plasma Sprayed YSZ by through Surface Neutron Scanning

Hyoung Chul Back¹, Florian Vollert¹, Jens Gibmeier¹, Joana Rebelo-Kornmeier², Markus Mutter³, and Robert Vaßen³

¹Karlsruhe Inst. of Tech., Germany, ²TU Munich, Germany, ³MLZ, Germany

MoP 99

Studies NiCrAl Alloy Hardness Depending on the Phase Composition and Size, the Solid Phase Formed Nanoparticles

Dmitry Trunov^{1,2}, Ravil Sadykov¹, Vasily Litvin¹, Sergey Axenov^{1,2}, Anatoliy Gulutin¹, Alexander Khar/'kovskiy¹, Victor Glazkov², Polina Borisova², M-S Appavou³, Alexander Ioffe³, and Rusten Khasanov⁴

¹RAS, Russia, ²Kurchatov Institute, Russia, ³JCNS, Germany, ⁴PSI, Switzerland

MoP 100

Characterization of Nano Sized Microstructures in Ni base ODS Alloys using SANS and SAXS

Young-Soo Han¹, Jinsung Jang¹, and Anna Sokolova²

¹KAERI, Korea, ²ANSTO, Australia

MoP 101

Various Phase Transitions of PS-b-PnBMA/dPS-b-PnHMA Blends and Hydrostatic Pressure Effects

Seongjun Jo¹, Yonghoon Lee¹, Hyungju Ahn², and Du Yeol Ryu¹

¹Yonsei Univ., Korea, ²POSTECH, Korea

MoP 102

Effect of Gauge Volume on Strain Measurement in Rock Materials using Time-of-Flight Neutron Diffraction

Jun Abe¹, Kotaro Sekine², Stefanus Harjo³, Takuro Kawasaki³, and Kazuya Aizawa³

¹CROSS, Japan, ²JOGMEC, Japan, ³JAEA, Japan

MoP 103**Fabrication of Digital X-ray Imaging Detector using Pixelated Gd₂O₂S:
Tb Scintillator on Flexible Substrate**

Son Singh, Daekyun Jeong, Rahim Abdur, Donghwan Ahn, Hoi Sup Soh, and Jaegab Lee
Kookmin Univ., Korea

MoP 104**Forward Model Algorithms for Multigrain Indexing in Laue Mode**

Marc Raventos^{1,2}, Eberhard Lehmann¹, Christian Gruenzweig¹, and Soeren Schmidt³
¹*PSI, Switzerland*, ²*Univ. of Geneva, Switzerland*, ³*TU Denmark, Denmark*

MoP 105**Neutron Facility for a Complex Radiation Diagnostics "DRAGON"**

Victor Somenkov¹, Victor Glazkov¹, Vecheslav Em¹, Alexander Gureev¹, Mihail Murashev¹,
Ravil Sadykov², Dmitry Trunov^{1,2}, Sergey Axenov^{1,2}, Lev Kravchuk², and Andrey Vazhentsev³
¹*Kurchatov Inst., Russia*, ²*RAS, Russia*, ³*MP REABIN, Russia*

MoP 106**Non-Standard Configuration of SANS Instruments: Multiple-Beam Techniques for
VSANS and Scanning Neutron Imaging Methods**

Charles Dewhurst and Isabelle Grillo
ILL, France

MoP 107**A Preliminary Study on Hidden Relics using Neutron Tomography at a Compact
Neutron Source**

TaeJoo Kim¹, Jin Man Kim¹, Jongyul Kim¹, Atsushi Taketani², Yoshie Otake², Yasuo Wakabayashi²,
Makoto Goto², Takao Hashiguchi², and ChangHee Lee¹
¹*KAERI, Korea*, ²*RIKEN, Japan*

MoP 108**Recent Progress on Practical Materials Study by Bragg Edge Imaging at J-PARC**

Kenichi Oikawa¹, Yuhua Su¹, Ryoji Kiyonagi¹, Takuro Kawasaki¹, Takenao Shinohara¹, Tetsuya Kai¹,
Kosuke Hiroi¹, Stefanus Harjo¹, Joseph Don Parker², Yoshihiro Matsumoto², Hirotoishi
Hayashida², Shuoyuan Zhang², Yo Tomota³, and Hirotaka Sat⁴
¹*JAEA, Japan*, ²*CROSS, Japan*, ³*NIMS, Japan*, ⁴*Hokkaido Univ., Japan*

MoP 109

Energy Selective Neutron Imaging System at HANARO

Jongyul Kim¹, Myung Kook Moon¹, TaeJoo Kim¹, Wanchuck Woo¹, Eun Joo Shin¹, Youngju Kim², Ohsung Oh², and Seung Wook Lee²

¹KAERI, Korea, ²Pusan Nat'l Univ., Korea

MoP 110

Characteristics of the 2012 Model Lithium-6 Time-Analyzer Neutron Detector (LiTA12) System as a High Efficiency Detector for Resonance Absorption Imaging

Tetsuya Kai¹, Setsuo Satoh², Kosuke Hiroi¹, Yuhua Su¹, Mariko Segawa¹, Joseph Don Parker³, Yoshihiro Matsumoto³, Hirotoishi Hayashida³, Takenao Shinohara¹, Kenichi Oikawa¹, and Yoshiaki Kiyonagi⁴

¹JAEA, Japan, ²HEARO, Japan, ³CROSS, Japan, ⁴Nagoya Univ., Japan

MoP 111

Observation of Magnetic Domain Structure in a Grain Oriented Magnetic Steel using Polarized Pulsed Neutron Imaging

Kosuke Hiroi¹, Takenao Shinohara¹, Hirotoishi Hayashida², Joseph Don Parker², Yuhua Su¹, Kenichi Oikawa¹, Tetsuya Kai¹, and Yoshiaki Kiyonagi³

¹JAEA, Japan, ²CROSS, Japan, ³Nagoya Univ., Japan

MoP 112

A Neutron Grating Interferometer with an Analyzer Grating based on Structured Scintillator Fabricated by Gadox Particle Filling Method

Youngju Kim¹, Jongyul Kim², Daeseung Kim¹, Daniel. S. Hussey³, and Seung Wook Lee¹

¹Pusan Nat'l Univ., Korea, ²KAERI, Korea, ³NIST, USA

MoP 113

Development of a Multi-Element Quantification Method by Pulsed Epithermal Neutron Transmission Spectroscopy

Hirofuku Ishikawa, Hirofuku Sato, and Takashi Kamiyama

Hokkaido Univ., Japan

MoP 114

Neutron Imaging with Fission and Thermal Neutrons at NECTAR at MLZ

Martin Johann Mühlbauer^{1,2,3}, Thomas Bücherl⁴, Michael Knapp^{1,2}, Malgorzata Makowska^{3,5}, Michael Schulz³, and Helmut Ehrenberg^{1,2}

¹HIU, Germany, ²KIT, Germany, ³TU München, Germany, ⁴RCM, Germany, ⁵Univ. of Bayreuth, Germany

MoP 115

Optimal Design of Talbot-Lau Interferometer for RADEN Beam Line in J-PARC MLF
Yoshichika Seki¹, Takenao Shinohara¹, Wakana Ueno¹, Joseph Parker¹, Wataru Yashiro², and
Atsushi Momose²

¹JAEA, Japan, ²Tohoku Univ., Japan

MoP 116

Trial of Neutron Diffraction Imaging using a High-Resolution WLSF-Scintillator
Detector

Takuro Kawasaki¹, Tatsuya Nakamura¹, Wu Gong^{1,2}, and Kenichi Oikawa¹

¹JAEA, Japan, ²Kyoto Univ., Japan

MoP 117

Archeological Research using Neutron Radiography at Thailand Research Reactor
Roppon Picha

Thailand Inst. of Nuclear Tech., Thailand

MoP 118

New Evaluated Thermal Neutron Scattering Cross Sections for Liquid Hydrogen and
Deuterium

J. R. Granada¹, J. I. Marquez Damian², and F. Cantargi¹

¹Argentine Atomic Energy Commission, Argentina, ²CONICET, Argentina

MoP 119

The Investigation of Thermal Neutron Scattering of Thorium Dioxide Crystal

Baotian Wang¹, Longwei Mei¹, and Hongwei Wang²

¹CSNS, China, ²CAS, China

MoP 120

The Physical Design of Multi-Physics Instrument in CSNS

Wen Yin, Longwei Mei, Fei Shen, Tairan Liang, and Xuejun Jia

CAS, China

MoP 121

AbINS: a Modern Software for INS Interpretation

Krzysztof Dymkowski, Stewart Parker, Sanghamitra Mukhopadhyay, and Felix Fernandez-Alonso
ISIS, UK

MoP 122

Non-Collinear Magnetic Structures in Doped M-type Barium Hexaferrite

Surbhi Gupta, Vasudeva Siruguri, and Vasant G. Sathe

UGC-DAE CSR, India

MoP 123

Investigation of the Thermal Scattering Law for Light Water Obtained from Inelastic Neutron Scattering Experiments and Molecular Dynamics Simulations

Vaibhav Jaiswal¹, Luiz Leal¹, Wim Haeck¹, Valerie Vallet², and Florent Real²

¹*IRSN, PSN-EXP-SNC-LNR, France*, ²*Universite de Lille, France*

MoP 124

New Approach for High-Precision Neutron Spectrometry

V. V. Voronin^{1,2,3}, Ya. A. Berdnikov², A. Ya. Berdnikov², Yu. V. Borisov¹, Yu. P. Braginetz^{1,2},

V. V. Fedorov^{1,2,3}, I.A. Kuznetsov¹, M. V. Lasitsa^{1,2}, and S. Yu. Semenikhin¹

¹*PNPI, Russia*, ²*Peter the Great St. Petersburg Polytechnic Univ., Russia*,

³*St. Petersburg State Univ., Russia*

MoP 125

Crystal Acceleration Effect for Cold Neutrons in Vicinity of Bragg Resonance

V. V. Fedorov^{1,2,3}, Yu. P. Braginetz^{1,2}, Ya. A. Berdnikov², M. V. Lasitsa^{1,2}, S. Yu. Semenikhin², and

V. V. Voronin^{1,2,3}

¹*PNPI, Russia*, ²*Peter the Great St. Petersburg Polytechnic Univ., Russia*,

³*St. Petersburg State Univ., Russia*

MoP 126

Study of Selective Gas Adsorption and Gas Adsorption Position in Microporous Metal-Organic Frameworks

Yoodae Song¹, Sanghyun Lee², Takashi Kamiyama², Shuki Torii², and Minyoung Yoon¹

¹*Gachon Univ., Korea*, ²*KEK, Japan*

MoP 127

The Domain Structure Transformation at the Orientation Phase Transition in Tm₂Fe₁₇ Ferromagnetic

M. Shushunov¹, V. Glazkov¹, V. Voronin², E. Valiev², A. Kuchin², L. Maksimov¹, S. Platonov², and V. Somenkov¹

¹*Kurchatov Inst., Russia*, ²*IMP UD RAS, Russia*

MoP 128

Complex Radiation Diagnosis of Materials and Products

M. Shushunov, V. Glazkov, V. Somenkov, E. Kovalenko, and K. Podyrec

Kurchatov Institute, Russia

MoP 129

Measurement of the Flux Density, the Fast Neutron Fluence and the Gamma Radiation Doses on the IBR-2 Facility for Radiation Investigations via Si and Ni "Satellites" at Considerable Removal from the Reactor

Maksim Bulavin, A. E. Verkhoglyadov, S. A. Kulikov, S. V. Afanasiev, N. I. Zamyatin, and A. I. Shafronovskaya

JINR, Russia

MoP 130

Theoretical Investigation on the Hierarchical Self-Assembly of Hexagonal, Honeycomb, and Kagome Superlattices of Binary 1D Colloids

Younghoon Oh¹, Sung-Hwan Lim², Sung-Min Choi², and Bong June Sung¹

¹*Sogang Univ., Korea,* ²*KAIST, Korea*

Tuesday, July 11, 2017

03: Condensed Matter Physics	TuP1~TuP69
04: Magnetism and Thin Films	TuP70~TuP108
07: Energy Materials / Environmental	TuP109~TuP135

* Complete abstracts are accessible on-line at





[TuP] Poster Session 2

Tuesday, July 11, 2017 / 12:30-14:30

1F, Exhibition Hall

TuP 1

Neutron Scattering Study on the Quantum Fluctuations in $\text{Ba}_3\text{CoSb}_2\text{O}_9$

Jie M¹, Y. Kamiya², L. Ge³, Tao Hong⁴, Y. Qiu⁵, D. L. Quintero-Castro⁶, H. B. Cao⁴, G. Ehlers⁴, W. Tian⁴, M. Matsuda⁴, C. D. Batista^{4,7}, M. Mourigal³, and H. D. Zhou⁷

¹Shanghai Jiao Tong Univ., China, ²RIKEN, Japan, ³Georgia Inst. of Tech., USA, ⁴ORNL, USA,

⁵NIST, USA, ⁶HZB, Germany, ⁷Univ. of Tennessee, USA

TuP 2

Investigation of Magnetic Fluctuations in the Ferromagnet UGe_2 by Means of Modulated Intensity by Zero Effort (MIEZE)

Franz Haslbeck¹, Steffen Säubert¹, Christian Franz¹, Marc Janoschek^{1,2}, and Christian Pfleiderer¹

¹TU Munich, Germany, ²Los Alamos Nat'l, Laboratory, USA

TuP 3

Study of the Critical Fluctuations at the Curie Point in Iron using the Longitudinal MIEZE Setup at RESEDA

Jonas Kindervater^{1,2}, Wolfgang Häußler¹, Christian Franz¹, Christian Fuchs¹, Steffen Säubert¹, Franz Haslbeck¹, Peter Böni¹, and Christian Pfleiderer¹

¹TU Munich, Germany, ²Johns Hopkins Univ., USA

TuP 4

Magnetic-Field Dependence of the Spin Excitations of Partially Frustrated CePdAl

Stefan Lucas¹, Zita Huesges^{1,2}, Veronika Fritsch³, Hilbert von Löhneysen⁴, and Oliver Stockert¹

¹Max Planck Inst., Germany, ²HZB, Germany, ³Univ. of Augsburg, Germany,

⁴Karlsruhe Inst. of Tech., Germany

TuP 5

The Effects of Manufacturing Processes on Historical Ceramic Morphology Studied by Small Angle Neutron Scattering

Claudia Mondelli¹, Giulia Ricci², Eleonora Balliana², Víctor M. Galván-Josa¹, Ralf Schweins¹, and Elti Cattaruzza²

¹ILL, France, ²Università Ca' Foscari Venezia, Italy

TuP 6**Neutron Powder Diffraction Study of $\text{Tm}_2\text{Mn}_2\text{O}_7$ and $\text{Y}_2\text{Mn}_2\text{O}_7$ - Pyrochlores Obtained by Yet Another Chemical Route of Synthesis**

Ekaterina Pomjakushina, Katharina Rolfs, Vladimir Pomjakushin, Janusz Karpinski, and Kazimierz Conder
PSI, Switzerland

TuP 7**Crystal Electric Field Splitting in the Cubic Pyrochlore $\text{Nd}_2\text{Hf}_2\text{O}_7$**

R. K. Kremer¹, J. H. Chun¹, B. Fak², M. Enderle², R. Glaum³, and A. Bronova³
¹MPI for Solid State Research, Germany, ²ILL, France, ³Univ. Bonn, Germany

TuP 8**Exploring the Effect of Bi Doping in Cubic Spinel $\text{Bi}_x\text{Co}_{2-x}\text{MnO}_4$ by Employing Neutron Diffraction**

S D Kaushik¹, N E Rajeevan², and Ravi Kumar³
¹UGC-DAE CSR Mumbai Centre, India, ²Univ. of Calicut, India, ³NIT Hamirpur, India

TuP 9**X-ray and Neutron Diffraction Study on CS_2 Glasses Created by Low-Temperature Vapor Deposition**

Yuki Mizuno¹, Shinji Kohara², and Osamu Yamamuro¹
¹The Univ. of Tokyo, Japan, ²NIMS, Japan

TuP 10**Stripy Order in Buckled Honeycomb Lattice Antiferromagnet $\text{Ba}_2\text{NiTeO}_6$**

Shinichiro Asai¹, Minoru Soda¹, Kazuhiro Kasatani², Toshio Ono², Maxim Avdeev³, V. Ovidiu Garlea⁴, Barry Winn⁴, and Takatsugu Masuda¹
¹The Univ. of Tokyo, Japan, ²Osaka Pref. Univ., Japan, ³ANSTO, Australia, ⁴ORNL, USA

TuP 11**On Magnetic and Crystal Structures of NiO, MnO and MnS**

Vladimir Pomjakushin
Laboratory for Neutron Scattering and Imaging LNS, Switzerland

TuP 12

Single Ferroelectric Transition of First-Order in Multiferroic Hexagonal Manganite RMnO_3 (R = In, Y, Ho-Lu)

Hasung Sim¹, Jaehong Jeong¹, S-W Cheong², and Je-Geun Park¹

¹Seoul Nat'l Univ., Korea, ²Rutgers Univ., USA

TuP 13

Magnetic-Field-Induced Self-Assembly of Iron Oxide Nanoparticles

Zhendong Fu, Yinguo Xiao, Artem Feoktystov, Vitaliy Pipich, Marie-Sousai Appavou, Yixi Su, Erxi Feng, Wentao Jin, and Thomas Brückel

JCNS at MLZ, Germany

TuP 14

Studies on Phonon Modes in a Molecular Dimer-Mott insulator β' -(BEDT-TTF)₂ICl₂ by Inelastic Neutron Scattering

Seiko Ohira-Kawamura¹, Masato Matsuura², Satoshi Iguchi³, Takahiko Sasaki³, Hiromi Taniguchi⁴, Aiko Kubota⁴, Kazuhiko Satoh⁴, Yasuhiro Inamura¹, Tatsuya Kikuchi¹, and Kenji Nakajima¹

¹J-PARC, Japan, ²CROSS, Japan, ³Tohoku Univ., Japan, ⁴Saitama Univ., Japan

TuP 15

Phonon Contributions to High-Temperature Superconductivity

Tim Tejsner^{1,2}, Lunda Udby¹, Andrea Piovano², and Martin Boehm²

¹Copenhagen Univ., Denmark, ²ILL, France

TuP 16

Fluctuations of Magnetic Stripes in Twinned Cuprate Superconductors

Henrik Jacobsen^{1,2}, Sonja Lindahl Holm^{2,3}, Monica-Elisabeta Lacatusu^{2,4}, Mads Bertelsen², Martin Boehm⁵, Rasmus Toft-Petersen^{4,6}, Jean-Claude Grivel⁴, Samuel Emery^{7,8}, Linda Udby², Barrett Wells⁷, and Kim Lefmann²

¹Oxford Univ., UK, ²Univ. of Copenhagen, Denmark, ³iNANO, Denmark, ⁴TU Denmark, ⁵ILL, France, ⁷Univ. of Connecticut, USA, ⁸Naval Surface Warfare Center, USA

TuP 17

Spin Dynamics of the Hidden Order State in $\text{Gd}_3\text{Ga}_5\text{O}_{12}$ and $\text{Gd}_3\text{Al}_5\text{O}_{12}$

Henrik Jacobsen^{1,2,3}, Rasmus Tang², Emil Martiny², Ovidiu Florea^{4,5}, Elsa Lhotel^{4,5}, Kim Lefmann², Tilo Seydel⁶, Robert Bewley⁷, Andrew Wildes⁶, Gøran Nilsen^{6,7}, and Pascale Deen^{2,3}

¹Oxford Univ., UK, ²Univ. of Copenhagen, Denmark, ³ESS ERIC, Sweden, ⁴Institut Néel, France, ⁵Université Joseph Fourier, France, ⁶ILL, France, ⁷ISIS, UK

TuP 18**Dynamical Correlation Functions of Coherent Scattering from Elemental Liquid Metals with Complex Static Structure**

Yukinobu Kawakita¹, Tatsuya Kikuchi¹, Yasuhiro Inamura¹, Shuta Tahara², Kenji Maruyama³, Takayasu Hanashima⁴, Mitsutaka Nakamura¹, Ryoji Kiyonagi¹, Yasuhiro Yamauchi¹, Kaori Chiba⁵, Seiko Ohira-Kawamura¹, Yoshifumi Sakaguchi⁴, Hironori Shimakura⁶, Ryuta T

¹JAEA, Japan ²Univ. of the Ryukyus, Japan ³Niigata Univ., Japan ⁴CROSS, Japan ⁵Ibaraki College, Japan ⁶Niigata Univ. of Pharmacy and Applied Life Sciences, Japan

TuP 19**Neutron Diffraction Studies on the Influence of Excess Oxygens on Crystal and Magnetic Structure in Nd₂NiO_{4+d}: An Oxygen Ion Conductor**

Sumit Ranjan Maity^{1,2}, Juerg Schefer¹, Lukas Keller¹, Monica Ceretti³, and Werner Paulus³

¹PSI, Switzerland, ²Univ. of Geneva, Switzerland, ³CNRS-Univ., France

TuP 20**In-field Neutron Diffraction Investigation of Metamagnetism in Nd₇Rh₃**

SUDHINDRA RAYAPROL¹, VASUDEVA SIRUGURI¹, ANDREAS HOSER², and E V SAMPATHKUMARAN³

¹UGC-DAE Consortium for Scientific Research, India, ²HZB, Germany, ³Tata Inst. of Fundamental Research, India

TuP 21**Residual Stress Instrument with Double Crystal Monochromator at Research Reactor IR-8**

I.D. Karpov¹, V.T. Em¹, V.A. Somenkov¹, V.P. Glazkov¹, A.M. Balagurov², V.V. Sumin², P. Mikula³, and J. Saroun³

¹Kurchatov Institute, Russia, ²JJINR, Russia, ³Academy of Sciences of Czech Republic, Czech

TuP 22**Full and Selective Deuteration Effects in Bis(glycinium) Oxalate : A Comparative Study using Single Crystal Neutron Diffraction**

Chitra R and Rajul R. Choudhury

BARC, India

TuP 23

Uniaxial Stress Control of Skyrmion Lattice Phases in MnSi and Cu₂OSeO₃

Taro Nakajima¹, Yoichi Nii², Akiko Kikkawa¹, Yuichi Yamasaki^{1,2}, Victor Ukleev¹, Kazuki Ohishi³, Jun-ichi Suzuki³, Kazuhisa Kakurai^{1,3}, Shin-ichiro Seki¹, Yasujiro Taguchi¹, Yoshihiro Iwasa^{1,2}, Yoshinori Tokura^{1,2}, and Taka-hisa Arima^{1,4}

¹RIKEN, ²The Univ. of Tokyo, Japan, ³CROSS, Japan,

TuP 24

Structural Dependency of Ion Transport in La_{1-y}Ba_yF_{3-y} (0 ≤ y ≤ 0.10) from Single-Crystal Neutron Diffraction Data

Andrew Kalyukanov¹, Nadezhda Bolotina², Leonid Fykin¹, Viacheslav Em¹, Natalia Isakova¹, Nikolai Sorokin², and Boris Sobolev²

¹Kurchatov Institute, Russia, ²RAS, Russia

TuP 25

Neutron Powder Diffraction Study of La₂CoIrO₆ Double Perovskite

Deok-Yong Cho¹, Sanghyun Lee², Yoshihisa Ishikawa², Miao Ping², Shuki Torii², and Takashi Kamiyama²

¹Chonbuk Nat'l Univ., Korea, ²KEK, Japan

TuP 26

To the Question of Conformational Equilibrium and Polymorph's States of O-Hydroxy Acetophenone

Agnieszka Kwocz¹, Dorota Chudoba^{2,3}, Łukasz Hetmańczyk⁴, Przemysław Szklarz¹, and Aleksander Filarowski^{1,3}

¹Univ. of Wrocław, Poland, ²A. Mickiewicz Univ., Poland, ³FLNP/JINR, Russia,

⁴Jagiellonian Univ., Poland

TuP 27

Influence of Packing Density and Viscosity on the Growth of Dynamic Heterogeneity While Cooling Metallic Melts

Kai Kin Wong¹, Changjiu Chen¹, Michael M. Koza², and Suresh M. Chathoth¹

¹City Univ. of Hong Kong, Hong Kong, ²ILL, France

TuP 28**Magnetic Structure for NaCr₂O₄ Analyzed by Neutron Diffraction and Muon Spin-Rotation/Relaxation**

Hiroshi Nozaki¹, Hiroya Sakurai², Oren Ofer³, Eudaldo Ansaldo³, Jess Brewer^{3,4}, Kim Chow⁵, Vladimir Pomjakushin⁶, Lukas Keller⁶, Krunoslav Prsa⁶, Kazutoshi Miwa¹, Martin Mansson⁷, and Jun Sigiyama¹

¹Toyota Central R&D Labs., Inc., Japan, ²NIMS, Japan, ³TRIUMF, Canada, ⁴Univ. of British Columbia, Canada, ⁵Univ. of Alberta, Canada, ⁶LNS-PSI, Switzerland, ⁷KTH Royal Inst. of Tech., Sweden

TuP 29**Neutron Diffraction Study of Phase Transformations of Fullerene C₇₀ after Mechanical Activation**

P. A. Borisova¹, M. S. Blanter², V. V. Brazhkin³, V. A. Somenkov¹, and V. P. Filonenko³

¹Kurchatov Inst., Russia, ²Moscow Technological Univ., Russia, ³Inst. for High Pressure Physics RAN, Russia

TuP 30**Relation between Structural Properties and Magnetic Excitations in the Ce₂Pd₂(Al,Ga)₂ System**

Pavel Javorský¹, Milan Klicpera¹, Petr Doležal¹, Devashibhai Adroja^{2,3}, Stéphane Rols⁴, and Michael Koza⁴

¹Charles Univ., Czech ²ISIS, UK, ³Univ. of Johannesburg, South Africa, ⁴ILL, France

TuP 31**E-Type Non-Collinear Magnetic Ordering in Multiferroic O-LuMnO₃**

Saumya Mukherjee^{1,2}, Andreas Dönni³, Taro Nakajima^{4,5}, Setsuo Mitsuda⁴, Makoto Tachibana³, Hideaki Kitazawa³, Vladimir Pomjakushin¹, Lukas Keller¹, Christof Niedermayer¹, Andrea Scaramucci¹, and Michel Kenzelmann¹

¹PSI, Switzerland, ²ETH Zurich, Switzerland, ³NIMS, Japan, ⁴Tokyo Univ. of Science, Japan, ⁵CEMS, Japan

TuP 32**Possible Excitonic Phase of (Pr_{1-y}Ry)_{1-x}Ca_xCoO₃ (R = Lanthanides and Y)**

Taketo Moyoshi¹, Kazuya Kamazawa¹, Masaaki Matsuda², and Masatoshi Sato³

¹CROSS, Japan, ²ORNL, USA., ³Nagoya Univ., Japan

TuP 33

Properties and Internal Structure of Complex Coacervate Core Micelles

Soo-Hyung Choi¹, Tae-Young Heo¹, Pueleum Lim¹, Eunji Lee², and Inhye Kim²

¹Hongik Univ., Korea, ²Chungnam Nat'l Univ., Korea

TuP 34

Neutron Scattering Study of Magnetic Order in Oxygen Deficient Perovskite

$\text{La}_{6.4}\text{Sr}_{1.6}\text{Cu}_8\text{O}_{20}$

Masaki Fujita

Tohoku Univ., Japan

TuP 35

Complex Superstructures in the Co-Doped High-Tc Superconductor $\text{La}_{2-x}\text{Sr}_x\text{CuO}_{4+y}$, Observed with Neutrons and X-rays

Pia J. Ray¹, Ursula B. Hansen¹, Monica-Elisabeta Lacatusu², Matthias J. Gutmann³, Matthias D. Frontzek⁴, Jonathan P. Wright⁵, and Linda Udby¹

¹Univ. of Copenhagen, Denmark, ²TU Denmark, Denmark, ³ISIS, UK, ⁴ORNL, USA, ⁵ESRF, France

TuP 36

Excitation Spectra of the Chiral Cupola System $\text{Ba}(\text{TlO})\text{Cu}_4(\text{PO}_4)_4$

Luc Testa¹, Kenta Kimura², Peter Babkevich¹, Jacques Ollivier³, Jose Rodriguez⁴,

Henrik Moodysson Rønnow¹, and Tsuyoshi Kimura²

¹EPFL, Switzerland, ²Osaka Univ., Japan, ³ILL, France, ⁴NIST, USA

TuP 37

Unexpected Suppression of Magnetic Stripes by Field in Underdoped LSCO

Ana - Elena Nan¹, Henrik Jacobsen^{1,2}, Monica - Elisabeta Lacatusu^{1,3}, Tim Birger Tejsner^{1,4},

Sonja Lindahl Holm^{1,5}, Laura Folkers⁶, Yasmine Sassa⁷, Martin Böhm⁴, Paul Steffens⁴,

Rasmus Toft - Petersen⁸, Jean - Claude Grivel³, Barrett Wells⁹, and Kim Lefmann¹

¹Univ. of Copenhagen, Denmark, ²Oxford Univ., UK, ³TU Denmark, Denmark, ⁴ILL, France,

⁵Aarhus Univ., Denmark, ⁶Lund Univ., Sweden, ⁷Uppsala Univ., Sweden, ⁸HZB, Germany,

⁹Univ. of Connecticut, USA

TuP 38

Role of the Critical Helix Fluctuations in Stabilization of the Skyrmion Lattice in MnSi

Nadezhda Chubova¹, Vadim Dyadkin², Charles Dewhurst³, and Sergey Grigoriev¹

¹PNPI, Russia, ²ESRF, France, ³ILL, France

TuP 39**Temperature-Dependent Magnetic Dynamics in Frustrated Tetragonal Spinel ZnMn₂O₄**

Hun Chang¹, In-Yong Hwang¹, Jae-Ho Chung¹, Ross Stewart², Wataru Higemoto³, Yasuhiro Miyake³, Su-Jae Kim⁴, and Seongsu Lee⁴

¹Korea Univ., Korea, ²ISIS, UK, ³HEARO, Japan, ⁴KAERI, Korea

TuP 40**Complex Evolution of Magnetic Structures in Multiferroic Al-Doped Zn₂Y Hexaferrites above T_c**

Hak Bong Lee¹, Jae-Ho Chung¹, Karel Prokes², Manfred Reehuis², Shin-Ae Kim³, and In-Hwan Oh³

¹Korea Univ., Korea, ²HZB, Germany, ³KAERI, Korea

TuP 41**Determination of the Crystal Field Levels in TmV₂Al₂₀**

Reyner White¹, Wayne Hutchison¹, Gail Iles², Richard Mole², Sean Cadogan¹, Takahiro Namiki³, and Katsuhiko Nishimura³

¹The Univ. of New South Wales, Australia, ²ACNS, Australia, ³Univ. of Toyama, Japan

TuP 42**Incommensurate Spin Correlations of a Cr Alloy with Dilute Fe**

Haruhiro Hiraka¹ and Shinichiro Yano²

¹Ibaraki Univ., Japan, ²Nat'l, Synchrotron Radiation Research Center, Taiwan

TuP 43**Complex Magnetic Incommensurability in Multiferroic Co₃TeO₆**

Chi-Hung LEE¹, Chin-Wei Wang², Yang Zhao^{3,4}, Wen-Hsien Li¹, Jeffrey W. Lynn³, A. Brooks Harris⁵, Kirrily Rule⁶, Hung-Duen Yang⁷, and Helmuth Berger⁸

¹Nat'l, Central Univ., Taiwan, ²NSRRC, Taiwan, ³NIST, USA, ⁴Univ. of Maryland, USA, ⁵Univ. of Pennsylvania, USA, ⁶ANSTO, Australia, ⁷Nat'l, Sun Yat-Sen Univ., Taiwan, ⁸EPFL, Switzerland

TuP 44**Spontaneous Magnetostriction of CoF₃ and FeF₃**

Sanghyun Lee¹, Shuki Torii¹, Yoshihisa Ishikawa¹, Masao Yonemura^{1,2}, and Takashi Kamiyama^{1,2}

¹KEK, Japan, ²The Graduate Univ. for Advanced Studies, Japan

TuP 45

Temperature Dependence of Thermoelectric Clathrate $\text{Ba}_8\text{Al}_{16}\text{Ge}_{30}$

Widya Rika Puspita¹, Hiroyuki Takeya², Takashi Mochiku², Yoshihisa Ishikawa², Sanghyun Lee³, Shukii Torii³, Masao Yonemura³, and Takashi Kamiyama^{1,3}

¹The Graduate Univ. for Advanced Studies, Japan, ²Nat'l Inst. for Materials Sci., Japan,

³Inst. of Materials Structure Science, Japan

TuP 46

Neutron Diffraction Study of Frustrated Antiferromagnetic Tetragonal Spinel ZnMn_2O_4

In-Yong Hwang¹, Hun Chang¹, Jae-Ho Chung¹, Wataru Higemoto², Yasuhiro Miyake², Su-Jae Kim³, and Seongsu Lee³

¹Korea Univ., Korea, ²HEARO, Japan, ³KAERI, Korea

TuP 47

The Investigation of Magnetism in $\text{PrBaCo}_2\text{O}_{5.74}$ by High-Resolution Neutron Powder Diffraction under 14 T Magnetic Field

Zhijian Tan¹, Ping Miao², Xiaohuan Lin³, Sanghyun Lee², Yoshihisa Ishikawa², Shuki Torii², Yingxia Wang³, Masao Yonemura², and Takashi Kamiyama^{1,2}

¹The Graduate Univ. for Advanced Studies, Japan, ²HEARO, Japan, ³Peking Univ., China

TuP 48

Structural Distortions Induced by Orbital Doping in Tetragonal Spinel Mn_3O_4

Kee Hwan Lee¹, Hun Chang¹, In Yong Hwang¹, Jae-Ho Chung¹, Hyun Wook Kang², Su Jae Kim², and Seongsu Lee²

¹Korea Univ., Korea, ²KAERI, Korea

TuP 49

Magnetic Excitation and Anisotropy in Multiferroic $\text{Ba}_2\text{CoGe}_2\text{O}_7$

Minoru Soda¹, Shohei Hayashida¹, Masashige Matsumoto², Martin Månsson³, Bertrand Roessli⁴, Jonathan S. White⁴, Seiko Ohira-Kawamura⁵, Kenji Nakajima⁵, Ryouyusuke Shiina⁶, and Takatsugu Masuda¹

¹The Univ. of Tokyo, Japan, ²Shizuoka Univ., Japan, ³KTH Royal Inst. of Tech., Sweden,

⁴PSI, Switzerland, ⁵J-PARC, Japan, ⁶Univ. of the Ryukyus, Japan

TuP 50**Crystal Structure of $(\text{Lu}_{1-x}\text{Ca}_x)\text{Ba}_2\text{Cu}_3\text{O}_{7-z}$ ($x = 0, 0.2$) Superconducting Compounds by Neutron Powder Diffraction**Ho Keun Lee¹ and Yong Il Kim²¹Kangwon Nat'l Univ., Korea, ²KRISS, Korea

TuP 51**Inelastic Neutron Scattering Study on 4f-Electron Multipole System $\text{PrTr}_2\text{X}_{20}$ (Tr : Transition Metal, X : Al and Zn)**Kazuaki Iwasa¹, Takahiro Onimaru², Toshiro Takabatake², Ryuji Higashinaka³, Yuji Aoki³, Seiko Ohira-Kawamura⁴, and Kenji Nakajima⁴¹Ibaraki Univ., Japan, ²Hiroshima Univ., Japan, ³Tokyo Metropolitan Univ., Japan, ⁴JAEA, Japan

TuP 52**Crystal Structure of a Non-Centrosymmetric System, $\text{CuY}_2\text{Ge}_2\text{O}_8$** Hwanbeom Cho¹, Hasung Sim¹, Sanghyun Lee², Maxim Avdeev³, Yukio Noda⁴, and Je-Geun Park¹¹Seoul Nat'l Univ., Korea, ²KEK, Japan, ³ANSTO, Australia, ⁴Tohoku Univ., Japan

TuP 53**Analysis of the Q Dependent $S(Q,E)$ Spectra by Inelastic Neutron Scattering Measurements on Iron Chalcogenide Superconductor $\text{Fe}(\text{Te}_{0.5}\text{Se}_{0.5})$** Motoyuki Ishikado¹, Katsuaki Kodama², Ryoich Kajimoto², Mitsutaka Nakamura²,Kazuhiko Ikeuchi¹, Yasuhiro Inamura², Sungdae Ji¹, Masatoshi Arai², and Shin-ich Shamoto²¹CROSS, Japan, ²JAEA, Japan

TuP 54**Magnetic Excitations in Metallic Antiferromagnets $\text{Fe}_{0.7}\text{Mn}_{0.3}$ and $\text{Fe}_{0.5}\text{Mn}_{0.5}$**

Shinichi Itoh, Takafumi Hawaii, Soshi Ibuka, Tetsuya Yokoo, and Yasuo Endoh

KEK, Japan

TuP 55**Search for a Ground State in Pyrochlore Titanates**

Viviane Pecanha-Antonio, Yixi Su, and Erxi Feng

JCNS at MLZ

TuP 56

Spin Waves in Metallic Ferromagnet SrRuO₃

Shinichi Itoh¹, Yasuo Endoh¹, Tetsuya Yokoo¹, Soshi Ibuka¹, Takafumi Hawaii¹, Je-Geun Park², Yoshio Kaneko³, Kei S. Takahashi³, Yoshinori Tokura³, and Naoto Nagaosa³

¹KEK, Japan, ²IBS, Korea, ³RIKEN, Japan

TuP 57

Neutron Inelastic Scattering Study on the Iron-based Ladder Compound BaFe₂Se₃

Takafumi Hawaii¹, Yusuke Nambu², Kenya Ohgushi², Barry Winn³, V. Ovidiu Garlea³, Melissa Graves-Brook³, Igor A. Zaliznyak⁴, Shinichi Itoh¹, Testuya Yokoo¹, and Taku J. Sato²

¹KEK, Japan, ²Tohoku Univ., Japan, ³ORNL, USA, ⁴Brookhaven Nat'l Laboratory, USA

TuP 58

Figure of Merit ZT Enhancement in Na Doped SnSe

Peng Wu¹, Yoshihisa Ishikawa¹, SungHyun Lee¹, Shuki Torii¹, and Takashi Kamiyama^{1,2}

¹KEK, Japan, ²Sokendai, The Graduate Univ. for Advanced Studies, Japan

TuP 59

Anomalous Dielectric Response of Protons in Short Hydrogen Bonds under Pressure: The Case of (Mn_{0.5}Fe_{0.5})²⁺AlPO₄(OH)₂H₂O

Benedikt Röska¹, SoHyun Park¹, Björn Pedersen², Yusuke Yoshimori³, Kenta Kimura³, and Tsuyoshi Kimura³

¹Ludwig-Maximilians-Univ., Germany, ²FRM II, Germany, ³Graduate School of Engineering Sci., Japan

TuP 60

Pressure-Dependent Structural Characterization of SnO using Neutron Diffraction.

Asaf Pesach¹, Rafael Hevroni¹, Eran Sterer¹, Elad Caspi¹, Antonio de Santos², Jamie Molaison², and Chris Tulk²

¹Nuclear Research Centre - Negev, Israel, ²ORNL, USA.

TuP 61

Structure and Magnetic Properties of Ni_xCo_{1-x}(N(CN)₂)₂ Molecular Magnets

D. Lee¹, S. Song¹, D.J. Williams², S. C. Vogel², Th. Proffen^{2,3}, J. D. Thompson², L. L. Daemen^{2,3}, and Sungkyun Park¹

¹Pusan Nat'l, Univ., Korea, ²Los Alamos Nat'l Laboratory, USA, ³ORNL, USA

TuP 62**Studies of Antiferromagnetic Order and Ferroelectricity on Mn-Doping in Single Crystalline BiFeO₃**

Ki-Myung Song, Hyungsub Kim, and Seongsu Lee
KAERI, Korea

TuP 63**Complex Radiation Diagnosis of Materials and Products**

M. Shushunov, V. Somenkov, V. Glazkov, and E. Kovalenko
Kurchatov Institute, Russia

TuP 64**Phonon Dynamics of NaI Investigated by G(r,E) Analysis**

Mitsutaka Nakamura¹, Tatsuya Kikuchi¹, Kazuya Kamazawa², and Yukinobu Kawakita¹
¹*J-PARC Center, Japan*, ²*CROSS, Japan*

TuP 65**Geometric Effect Corrections in using a Comb Sample as a Stress-Free Reference for Stress Measurements by Neutron Diffraction**

I.D. Karpov and V.T. Em
Kurchatov Institute, Russia

TuP 66**Magnetic an Isotropy in Isovalent Spin S=7/2 Family EuTln₄ (T=Ni, Pd, Pt)**

Koji Kaneko¹, Shugo Ikeda², Matthias D. Frontzek³, Takayasu Hanasima⁴, Akiko Nakao⁴, Ryoji Kiyonagi¹, Takashi Ohhara¹, Yoshiya Homma⁵, Hisao Kobayashi², and Hiroshi Yamagami^{1,6}
¹*JAEA, Japan*, ²*Univ. of Hyogo, Japan*, ³*ORNL, USA*, ⁴*CROSS, Japan*, ⁵*Tohoku Univ., Japan*, ⁶*Kyoto Sangyo Univ., Japan*

TuP 67**Diminished Spin Fluctuation in Low-T_c Nodal Iron-Based Superconductor LaFePO_{0.9}**

Motoyuki Ishikado¹, Katsuaki Kodama², Ryoich Kajimoto², Mitsutaka Nakamura², Yasuhiro Inamura², Fumio Mizuno³, Shuichi Wakimoto², Akira Iyo⁴, Hiroshi Eisaki⁴, Tao Hong⁵, Hannu Mutka⁶, Masatoshi Arai², and Shin-ich Shamoto²
¹*CROSS, Japan*, ²*JAEA, Japan*, ³*Tohoku Univ., Japan*, ⁴*AIST, Japan*, ⁵*ORNL, USA*, ⁶*ILL, France*

TuP 68

Giant Magnetoelectric Effects Achieved by Tuning Spin Cone Symmetry in Y-type Hexaferrites

Kun Zhai^{1,2}, Yan Wu³, Shipeng Shen¹, Wei Tian³, Huibo Cao³, Yisheng Chai¹, Bryan C. Chakoumakos³, Dashan Shang¹, Liqin Yan¹, Fangwei Wang¹, and Young Sun^{2,1}

¹CAS, China, ²Univ. of Chinese Academy of Sciences, China, ³ORNL, USA

TuP 69

Single Crystal Neutron Diffraction of the Magnetoelectric Co₂Z-Type Hexaferrite

Hun Chang¹, Hak Bong Lee¹, Jae-Ho Chung¹, Sae Hwan Chun², Kwang Woo Shin², Byung-Gu Jeon², Kee Hoon Kim², Karel Prokeš³, and Slavomir Mat'áš³

¹Korea Univ., Korea, ²Seoul Nat'l Univ., Korea, ³Helmholtz-Zentrum für Materialien und Energie, Germany

TuP 70

Polarized Neutron Reflectivity of Thin Films in Ultrahigh Vacuum using Portable Transfer Chamber

Amir Syed Mohd, Sabine Pütter, Stefan Mattauch, Alexander Weber, Alexandros Koutsioubas, Harald Schneider, and Thomas Brückel

JCNS, Germany

TuP 71

Spin Structure of Nanoparticles as Seen by Small-Angle Neutron Scattering

L. G. Vivas¹, R. Yanes², and A. Michels¹

¹Univ. of Luxembourg, Luxembourg, ²Univ. of Salamanca, Spain

TuP 72

Evolution of Depth Dependent Structure and Magnetism of FePt/Cu Multilayer on Annealing

Surendra Singh¹, C. L. Prajapat¹, M. Gupta², and S. Basu¹

¹BARC, India, ²UGC-DAE CSR, Indore, India

TuP 73

Nano-Metric Self-Diffusion of Fe: Effect of Grain Size

Amitesh Paul

TU Munich, Germany

TuP 74**Realizing Topological Stability of Magnetic Helices in Exchange- Coupled Multilayers for All-Spin- based System**

Amitesh Paul

TU Munich, Germany

TuP75**Recovery and Nonrecovery of the Untrained State in an Exchange-Coupled System**

Amitesh Paul

TU Munich, Germany

TuP 76**R Ion Effect for Spin Dynamics in Frustrated Spin System RBaFe_4O_7 (R=Y, Ho, Yb, Lu) - Inelastic Neutron Scattering Studies**Kazuya Kamazawa¹, Seiko Ohira-Kawamura², Kenji Nakajima², and Taketo Moyhoshi¹¹*CROSS, Japan*, ²*JAEA J-PARC, Japan*

TuP 77**The Magnetic Structure of SmCo_5 - Competing Spin and Orbital Magnetic Momentum**

Holger Kohlmann

Univ. Leipzig, Germany

TuP 78**Magnetism in Polycrystalline FeRh Thin Films**Jingfan Ye¹, Marco Hauke¹, Vikram Singh², Akhil Tayal², Mukul Gupta², Rajeev Rawat²,Jochen Stahn³, Neelima Paul⁴, Peter Böni¹, and Amitesh Paul¹¹*TU Munich, Germany*, ²*UGC-DAE Consortium of Scientific Research, India*, ³*PSI, Switzerland*,⁴*JCMS at MLZ, Germany*

TuP 79**Unraveling the Coupling between Skyrmion and Crystallographic Lattices**Lars Bannenberg¹, Fengjiao Qian¹, Rob Dalglish², Grégory Chaboussant³, Heribert Wilhelm⁴, and Catherine Pappas¹¹*Delft Univ. of Tech., Netherlands*, ²*ISIS, UK*, ³*LLB, France*, ⁴*Diamond Light Source Ltd., UK*

TuP 80

Multichannel Supermirror Analyzers of Neutron Polarization of Fan Type

Vladislav Syromyatnikov^{1,2}

¹PNPI, Russia, ²Saint-Petersburg State Univ., Russia

TuP 81

Phonons in Multiferroics YMnO₃ and GaFeO₃: Inelastic Neutron Scattering and First Principles Studies

Mayanak Kumar Gupta¹, Ranjan Mittal¹, Nitika Sharma¹, Ripandeep Singh¹, Mohamed Zbiri², Stefan Rols², Helmut Schober², and Samrath Lal Chaplot¹

¹BARC, India, ²ILL, France

TuP 82

Neutron Depolarization Measurements of Magnetite in Chiton Teeth

Marc Seifert, Michael Schulz, Pau Jorba, Georg Benka, Christian Pfeleiderer, and Stuart Gilder
TU Munich, Germany

TuP 83

Formation of Co-N Phases in Magnetron Sputtering Process and their Magnetization Studied using Polarized Neutron Reflectivity

NIDHI PANDEY¹, MUKUL GUPTA¹, RACHANA GUPTA², and JOCHEN STAHN³

¹UGC, India, ²IET-DAVV, India, ³PSI, Switzerland

TuP 84

Long-Period Smectic-like Magnetic Structures in Mn_{1-x}(Co,Rh)_xGe Alloys

Nicolas Martin¹, Maxime Deutsch², Grégory Chaboussant¹, Françoise Damay¹, Pierre Bonville³, Ludmila N. Fomicheva⁴, Anatoli V. Tsvyashchenko^{4,5}, Ulrich K. Rössler⁶, and Isabelle Mirebeau¹

¹LLB, CNRS, Univ. Paris-Saclay, France, ²Univ. de Lorraine, France, ³SPEC, CEA, CNRS, Univ.

Paris-Saclay, CEA-Saclay, France, ⁴RAS, Russia, ⁵Michigan State Univ., Russia, ⁶IFW Dresden, Germany

TuP 85

Tracing the Verwey Transition from Bulk to Nanoscale

D. González-Alonso¹, P. Bender¹, J. I. Espeso¹, M. T. Fernández-Díaz², H. Gavilán³, L. K. Bogart⁴, J. Fock⁵, L. Zeng⁶, W. Szczerba⁷, O. Posth⁸, L. Fernández Barquín¹, and C. Johansson⁹

¹Universidad de Cantabria, Spain, ²ILL, France, ³Instituto de Ciencia de Materiales de Madrid,

Spain, ⁴Univ. College London, UK, ⁵Kongens Lyngby, Denmark, ⁶Chalmers Univ. of Tech., Sweden,

⁷Bundesanstalt für Materialforschung und -prüfung, Germany, ⁸Physi

TuP 86**Influence of Ho-Mn/Cr Interaction on the Magnetic Structure in Cr Doped HoMnO₃**

Pulkit Prakash and Amitabh Das

BARC, India

TuP 87**Neutron Diffraction Study on Exotic Magnetic Properties of Mn Substituted Spinel Cobalt Chromite**Ram Kumar¹, S. Rayaprol², V. Siruguri², and D. Pal¹¹IIT, India, ²BARC, India

TuP 88**Grazing Incidence Neutron Diffraction from Near-Surface Nanostructures**

Alexander Belushkin and Sergej Manoshin

FLNP, Russia

TuP 89**Pseudo-Goldstone Magnons in the Frustrated $S = 3/2$ Heisenberg Helimagnet ZnCr₂Se₄ with a Pyrochlore Magnetic Sublattice**Yevhen Onykienko¹, Yuliia Tymoshenko¹, Dmytro Inosov¹, Stephan Rachel¹, Dmitry Efremov², Jacques Ollivier³, Vladimir Tsurkan⁴, and Astrid Schneidewind⁵¹TU Dresden, Germany, ²IFW, Germany, ³ILL, France, ⁴Univ. of Augsburg, Germany, ⁵JCNS, Germany

TuP 90**Linear Spin Chains in Paramagnetic and in ordered Bulk Magnets**Andreas Hoser¹ and Ulrich Köbler²¹HZB, Germany, ²PGI Research Center Jülich, Germany

TuP 91**Magnetic Transition of Inorganic-Organic Hybrid (C₆H₅CH₂CH₂NH₃)₂MnCl₄(Mn-PEA) Revealed by Neutron Single Crystal Diffraction**Garam Park^{1,2}, In-hwan Oh¹, J. M. Sungil Park¹, Seong-Hun Park⁴, Chang-Seop Hong², and Kwang-Sei Lee⁴¹KAERI, Korea, ²Korea Univ., Korea, ³Gyeonggi Science High School, Korea, ⁴Inje Univ., Korea

TuP 92

Polarized Neutron Reflectivity Measurement for Pt/YIG Thin Films as a Spintronics Device

Hiroshi Nozaki¹, Masashi Harada¹, Hiroyuki Kawaura¹, Yasushi Kouno², and Noboru Miyata³

¹Toyota Central R&D Labs., Inc., Japan, ²Denso Corporation, Japan, ³CROSS, Japan

TuP 93

Magnetic Structure of $\text{Cu}_{0.5}\text{In}_{0.5-x}\text{Fe}_x\text{Cr}_2\text{S}_4$ Studies by Neutron Scattering at LT, H and P
Ravil Sadykov¹, Norbert Stusser², Vladimir Pomyakushin³, Polina Borisova⁴, Victor Glazkov⁴,
Galina Shabunina⁵, and Telman Aminov⁵

¹Inst. For Nuclear Research, Russia, ²HZB, Germany, ³PSI, Switzerland, ⁴Kurchatov Inst., Russia,

⁵Kurnakov Inst., Russia

TuP 94

Dual Nature in Magnetic Excitations in Oxygen Doped Lanthanum Nickel Oxide

Kenji Nakajima and Ryoichi Kajimoto

J-PARC, Japan

TuP 95

Magnetic Properties of the Geometrically Frustrated SrLn_2O_4 Compounds

Simon Riberolles^{1,2}, Geetha Balakrishnan¹, Navid Qureshi², Monica Ciomaga Hatnean¹,
and Oleg A. Petrenko¹

¹Univ. of Warwick, UK, ²ILL, France

TuP 96

Relatively-Thick (300nm -) Thin-Film Structure Estimated by the Back-Incidence
Neutron Reflectometry

Noboru MIYATA and Tsukasa MIYAZAKI

CROSS, Japan

TuP 97

Localized Magnetic Excitations in the $S = 1/2$ Fully Frustrated Dimerized Magnet
 $\text{Ba}_2\text{CoSi}_2\text{O}_6\text{Cl}_2$

Nobuyuki Kurita¹, Seiko Ohira-Kawamura², Kenji Nakajima², Daisuke Yamamoto³, Takuya
Kanesaka³, Nobuo Furukawa³, and Hidekazu Tanaka¹

¹Tokyo Inst. of Tech., Japan, ²J-PARC Center, Japan, ³Aoyama-Gakuin Univ., Japan

TuP 98**High Temperature Post-Annealing Induced Boron Diffusion and Nonuniform Magnetic Depth Profile in CoFeB/MgO Multilayers**

K.-Y. Kim¹, I.-J. Shin², B.-C. Min², H.-C. Choi³, S.-Y. Jo³, C.-Y. You^{3,4}, S. Singh⁵, M. R. Fitzsimmons⁵, H. Ambaye⁶, V. Lauter⁶, J. Keum⁶, K.-J. Kim⁷, J.-W. Kim⁸, and S. Park⁹

¹KAERI, Korea, ²KIST, Korea, ³Inha Univ., Korea, ⁴DGIST, Korea, ⁵Los Alamos Nat'l Laboratory, USA, ⁶ORNL, USA, ⁷KRISS, Korea, ⁸KAIST, Korea, ⁹Pusan Nat'l Univ., Korea

TuP 99**Current Status of a Polarized Neutron Reflectometer "SHARAKU" in J-PARC**

Hiroyuki Aoki¹, Kazuhiko Soyama¹, Dai Yamazaki¹, Noboru Miyata², Kazuhiro Akutsu², Takayasu Hanashima², Satoshi Kasai², and Jun-ichi Suzuki²

¹JAEA, Japan, ²CROSS, Japan

TuP 100**How Universal is the Helimagnetic transition? A SANS and NSE Study of Fe_{1-x}Co_xSi**

L.J. Bannenberg¹, R. Dalgliesh², P. Falus³, E. Lelièvre-Berna³, C.D. Dewhurst³, F. Qian¹, Y. Onose⁴, Y. Endoh⁵, Y. Tokura^{4,5}, K. Kakurai^{5,6}, and C. Pappas¹

¹Delft Univ. of Tech., Netherlands, ²ISIS, UK, ³ILL, France, ⁴The Univ. of Tokyo, Japan, ⁵RIKEN, Japan, ⁶CROSS, Japan

TuP 101**Crystal-Field Spectroscopy of Tetragonal Lanthanide Single-Molecule Magnets**

Ursula Hansen¹, Mikkel Sørensen¹, Hannu Mutka², Giovanna Simeoni³, Tom Fennel⁴, Mark Telling⁵, Mingee Chung⁶, Henrik Rønnow⁶, Mauro Perfetti¹, Høgni Weihe¹, Kim Lefmann¹, and Jesper Bendix¹

¹Univ. of Copenhagen, Denmark, ²ILL, France, ³ITLR, Germany, ⁴PSI, Switzerland, ⁵ISIS, UK, ⁶EPFL, Switzerland

TuP 102**A Glance Inside Exotic ε-Fe₂O₃ Thin Films Grown on GaN with Polarized Neutron Reflectometry**

Victor Ukleev¹, Sergei Suturin², Alexander Korovin², Thomas Saerbeck³, Nikolai Sokolov², and Takahisa Arima^{1,4}

¹RIKEN, Japan, ²RAS, Russia, ³ILL, France, ⁴Univ. of Tokyo, Japan

TuP 103

Magnetic Spin Correlations in the One-Dimensional Frustrated Spin-Chain System $\text{Ca}_3\text{Co}_2\text{O}$

M. Mansson¹, J. Sugiyama², B. Roessli³, B. Hitti⁴, Y. Ikedo⁵, I. Zivkovic⁶, H. Nozaki², M. Harada², Y. Sassa⁷, D. Andreica⁸, T. Goko³, A. Amato³, O. Ofer⁴, E.J. Ansaldo⁴, J.H. Brewer⁴, K.H. Chow⁹, H.T. Yi¹⁰, S.-W. Cheong¹⁰, and K. Prsa¹¹

¹KTH Royal Inst. of Tech., Sweden, ²Toyota CRDL, Japan, ³PSI, Switzerland, ⁴TRIUMF, Canada, ⁵KEK, Japan, ⁶Institute of Physics, Zagreb, Croatia, ⁷Uppsala Univ., Sweden, ⁸Babes-Bolyai Univ., Rumania, ⁹Univ. of Alberta, Canada, ¹⁰Rutgers Univ., USA, ¹¹Universität Freiburg, Germany

TuP 104

Spring Exchange Nanocomposites CoFe_2O_4 -FeCo, Studied by in Situ Neutron Diffraction

Jakob Voldum Ahlburg, Cecilia Granados, Henrik Lyder Andersen, Pelle Gorm Garbus, and Mogens Christensen
Aarhus Univ., Denmark

TuP 105

Inelastic Measurements on Co_3TeO_6 and Ni_3TeO_6

Jonas O. Birk¹, Christopher Roehl¹, Anders K. Ravn¹, Jakob Lass¹, Maria retuerto², Ursula B. Hansen¹, Helle Leerberg¹, John Taylor³, Tatiana Guidi⁴, Andrea Piovano⁵, and Kim Lefmann¹

¹Univ. of Copenhagen, Denmark, ²Instituto de Catálisis y Petroquímica, Spain, ³ESS ERIC, Sweden, ⁴Rutherford Appleton Laboratory, UK, ⁵ILL, France

TuP 106

Studies on Structure and Dynamics of Graphene-Based Polymer Nanocomposite Thin Films using Neutron Reflectivity

Ki-In Choi¹, Tea-Ho Kim², and Jaseung Koo¹

¹KAERI, Korea, ²Korea Univ. of Tech. and Education, Korea

TuP 107

Neutron Diffraction Study of New Low-Dimensional Spin Frustrated Chiral Tellurate MnSnTeO_6

Mariia Kuchugura¹, Alexander Kurbakov¹, and Anatoliy Senyshyn²

¹PNPI, Russia, ²TU Munich, Germany

TuP 108**Magnetic Properties and Magnetocaloric Effect in Layered NdMn_{1.7}V_{0.3}Si₂**

Muhamad Faiz Din^{1,2}, J. L. Wang^{2,3}, Y. N. A. Norizan², M. T. Tajudin², M. Avdeev³, S. J. Kennedy³, and S. X. Doua¹

¹*Inst. for Superconductivity and Electronic Materials, Australia*, ²*Nat'l Defence Univ. of Malaysia, Malaysia*, ³*ANSTO, Australia*

TuP 109**Application of Neutron Reflectivity to Study the Gas-Phase OH Radical Oxidation of an Organic Film at the Air-Water Interface**

Rosalie H. Shepherd¹, Martin D. King¹, Adrian R. Rennie², Andy D. Ward³, and Maximilian W. A. Skoda⁴

¹*Univ. of London, UK*, ²*Uppsala Univ., Sweden*, ³*Central Laser Facility, STFC, UK*, ⁴*ISIS, UK*

TuP 110**Understanding the Relations between a Free Space Reactor and Silicon Nanoparticle Morphology with Small Angle Neutron Scattering and Diffraction**

Samson Y. Lai, Kenneth D. Knudsen, Geir Helgesen, Thomas J. Preston, Hallgeir Klette, Jan Petter Maehlen, and Trygve T. Mongstad

Inst. For Energy Tech., Norway

TuP 111**Carbongels for Future Hydrogen Storage Systems**

Orsolya Czakkel¹, Balazs Nagy², Emanuel Bahn^{1,3}, Peter Fouquet¹, Silvia Villar-Rodil⁴, Juan J. M. D. Tascon⁴, and Krisztnia Laszlo²

¹*ILL, France*, ²*Budapest Univ. of Tech. and Economics, Hungary*, ³*Cavendish Laboratory, UK*,

⁴*Instituto Nacional del Carbón, Spain*

TuP 112**Mapping of Spin and Lattice Excitations in the Magnetocaloric Compound MnFe₄Si₃**

Kirill Nemkovski¹, Nikolaos Biniskos^{2,3}, Karin Schmalzl², Stéphane Raymond³, Jörg Voigt¹, Jörg Perßon¹, Ryoichi Kajimoto⁴, Kazuki Iida⁵, and Thomas Brückel¹

¹*JCNS at MLZ, Germany*, ²*JCNS at MLZ, France*, ³*CEA-Grenoble, INAC MEM MDN, France*,

⁴*JAEA, Japan*, ⁵*CROSS, Japan*

TuP 113

Operando Small-Angle Neutron Scattering of Lithium-Ion Batteries using Silicon Nanoparticles Anodes

Coraline Millot¹, Jean-Francois Colin¹, Hakima Mendil-Jakani¹, Lionel Porcar², and Sandrine Lyonnard¹

¹CEA Grenoble, France, ²ILL, France

TuP 114

Enhanced Hydrogen Storage in Soft Porous Crystals: In-Situ Neutron Scattering Study of CAU-1 Metal Organic Framework

Margarita Russina¹, Moritz-Casper Schlegel^{1,2}, Daniel Toebbens¹, Roman Svetogorov⁴, Norbert Stock⁵, Helge Reinsch⁵, Dirk Wallacher¹, and Ross Stewart⁶

¹HZB, Germany, ²Federal Inst. for Materials Research and Testing, Germany, ⁴Kurchatov Inst., Russia, ⁵Christian-Albrecht-Univ. zu Kiel, Germany, ⁶ISIS, UK

TuP 115

Evidence for Spin-Phonon Coupling and High Pressure Phase Stabilities of RMnO₃ using An Inelastic Neutron Scattering and First Principle Studies

S. K. Mishra¹, M. K. Gupta¹, R. Mittal¹, A. I. Kolesnikov², and S. L. Chaplot¹

¹BARC, India, ²ORNL, USA

TuP 116

Dynamics of Li- ion in Battery Materials LiAlO₂ and LiAlSiO₄: Neutron Scattering and Computational Studies

Baltej Singh^{1,2}, M. K. Gupta¹, R. Mittal^{1,2}, M. Zbiri³, S. Rols³, S. J. Patwe⁴, S. N. Achary¹, H. Schober³, A. K. Tyagi⁴, and S. L. Chaplot^{1,2}

¹BARC, India, ²Homi Bhabha Nat'l Inst., India, ³ILL, France

TuP 117

High Temperature Inelastic Neutron Scattering and Molecular Dynamics of Battery Materials Li₂O, LiFePO₄ and LiMnPO₄

Prabhatasree Goel¹, Mayanak K. Gupta¹, Ranjan Mittal¹, Samrath Lal Chaplot¹, Stephane Rols², S. J. Patwe¹, S. N. Achary¹, and A. K. Tyagi¹

¹BARC, India, ²ILL, France

TuP 118**Understanding a New Technology for Water Purification with Moringa Seeds**

Martine Moulin¹, Michael Haertlein¹, Trevor Forsyth^{1,2}, Habauka Kwaambwa³, Maja Hellsing⁴, and Adrian Rennie⁴

¹ILL, France, ²Keele Univ., UK, ³Namibia Univ. of Sci. and Tech., Namibia, ⁴Uppsala Univ., Sweden

TuP 119**Dynamics in Deep Eutectics: Quasielastic Neutron Scattering Studies**

P.S. Dubey¹, V.K. Sharma¹, S. Mitra¹, R. Biswas², and R. Mukhopadhyay¹

¹BARC, India, ²S. N. Bose Nat'l Centre for Basic Sci., India

TuP 120**Neutron Diffraction Studies of Nanostructured SrFe₁₂O₁₉ Magnets**

Matilde Saura-Múzquiz¹, Marian Stingaciu¹, Anna Z. Eikeland¹, Henrik L. Andersen¹,

Cecilia Granados-Miralles¹, Vladimir Lucin², Maxim Avdeev², and Mogens Christensen¹

¹Aarhus Univ., Denmark, ²ANSTO, Australia

TuP 121**Correlation between Structure and Performance-Related Properties of Radiation-Grafted Proton-Conducting Membranes**

Gergely Nagy^{1,2}, Véronique Sproll², Urs Gasser², Thomas J. Schmidt^{2,3}, Lorenz Gubler², and Sandor Balog⁴

¹Wigner Research Centre for Physics, Hungary, ²PSI, Switzerland, ³ETH Zurich, Switzerland,

⁴Univ. of Fribourg, Switzerland

TuP 122**Dynamics of Hydrogen Atoms in Palladium Nanoparticles**

Osamu Yamamuro¹, Maiko Kofu², Naoki Hashimoto¹, Hiroshi Akiba¹, Hirokazu Kobayashi³, Hiroshi Kitagawa³, Madhusudan Tyagi^{4,5}, Wiebke Lohstroh⁶, Kazuki Iida⁷, and Mitsutaka Nakamura²

¹Univ. of Tokyo, Japan, ²J-PARC Center, Japan, ³Kyoto Univ., Japan, ⁴NCNR, NIST, USA,

⁵Univ. of Maryland, USA, ⁶MLZ, TUM, Germany, ⁷CROSS, Japan

TuP 123**Proximity Effects in Single-Crystal Superlattices Revealed by Neutron Reflectivity and Enabled by A New Sample Environment: The Case of Fe/VHx and Cr/VHx**

Gunnar Palsson¹, S Droulias¹, L Mooij¹, P Gutfreund², M Wolff¹, and B Hjorvarsson¹

¹Uppsala Univ., Sweden, ²ILL, France

TuP 124

Using Small Angle Neutron and X-ray Scattering Methods to Reveal the Required Structure of Anion Exchange Fuel Cell Membranes with High Performance

Yue Zhao, Kimio Yoshimura, Shin Hasegawa, Akihiro Hiroki, and Yasunari Maekawan
Nat'l, Inst. for Quantum and Radiological Sci. and Tech., Japan

TuP 125

Visualization of Oxide Ion Conduction Pathways from Neutron Diffraction Study on High Conducting Garnet $\text{PrY}_2\text{Fe}_5\text{O}_{12}$

Dnyaneshwar Bhosale^{1,2}, S Patil², and S Yusuf¹
¹BARC, India, ²Savitribai Phule Pune Univ., India

TuP 126

Formation of Frustrated Lewis Pairs in Pt_x -Loaded Zeolite NaY and Its Catalytic Application

Heeju Lee¹, Yong Nam Choi², and Hyunjung Kim¹
BARC, India

TuP 127

$\text{Bi}_4\text{TaO}_8\text{Cl}$ Nano-Photocatalyst: Influence of Local, Average and Band Structure

Swetha S M Bhat^{1,2}, Diptikanta Swain³, Mikhail Feygenson^{4,5}, Joerg Neuefeind⁴, Abhishek Misra⁶, Janardhan Hodala², Chandrabhas Narayana⁷, Ganapati Shanbhag², and Nalini Sundaram²
¹Seoul Nat'l Univ., Korea, ²Poornaprajna Inst. of Scientific Research, India, ³IIS, India, ⁴ORNL, USA, ⁵JCNS, Germany, ⁶Univ. of Petroleum and Energy Studies, India, ⁷JNCSR, India

TuP 128

Influence of the Irradiation in Cements for the Brazilian Radiactive Waste Depositories: Characterization via X-ray Diffraction, X-Ray Tomography and Quasielastic Neutron Scattering

Fabiano Yokaichiya¹, Eduardo Gurzoni², Júlio T. Marumo², Roberto Vicente², Francisco Garcia-Moreno¹, Paul H. Kamm³, Manuela Klaus¹, Margarita Russina¹, Gerrit Gunther¹, Catalina Elena Jimenez¹, and Margareth KKD Franco²
¹HZB, Germany, ²IPEN, Brazil, ³TU Berlin, Germany

TuP 129**Reflection Projection Measurements for Neutron Reflectivity Imaging of the Interface between Sulfuric Acid and Gold Thin Film**Mari Mizusawa^{1,2}, Kenji Sakurai¹, Xiang XingSing¹, Dai Yamazaki³, and Masayasu Takeda⁴¹NIMS, ²CROSS, ³J-PARC/JAEA, ⁴JAEA

TuP 130**Cation Disordering by Rapid Crystal Growth in LiFePO₄ and LiMnPO₄ Nanocrystals**Seungkyu Choi¹, Sung-Yoon Chung¹, and Seongsu Lee²¹KAIST, Korea, ²KAERI, Korea

TuP 131**Surface-Orientation-Dependent Distribution of Subsurface Cation-Exchange Defects in LiFePO₄ Nanocrystals**Yoon Her¹, Sung-Yoon Chung¹, Tae-Hwan Kim², and Seongsu Lee²¹KAIST, Korea, ²KAERI, Korea

TuP 132**Size and Structure of Hydrothermally Synthesized Magnetic Spinel Ferrite Nanocrystallites**

Henrik L. Andersen, Cecilia Granados-Miralles, Matilde Saura-Muzquiz, Marian Stingaciu, Frederik M. Sondergaard-Pedersen, Jakob V. Ahlburg, and Mogens Christensen

Aarhus Univ., Denmark

TuP 133**Analysis of Local Structure of Deuterated Ti₅₃Zr₂₇Ni₂₀ Alloys**Sang-hwa Lee¹, Ashfia Huq², and Jaeyong Kim^{1,3}¹HYU-HPSTAR-CIS High Pressure Research Center, Korea, ²ORNL, USA, ³Hanyang Univ., Korea

TuP 134**Spin & Local Structure Studies of Electrode Material**

Seongsu Lee

KAERI, Korea

TuP 135**Carbon-based Nanomaterials for Supercapacitor: Neutron Reflectometry Studies**JEONG HEESUNG¹, KOO JASEUNG¹, KIM JONGSOON², CHOI JAEHAK³, and KIM HYERI⁴¹KAERI, Korea, ²Sejong Univ., Korea, ³Chungnam Nat'l Univ., Korea, ⁴Korea Univ., Korea

Wednesday, July 12, 2017

10: Industrial Applications	WeP1~WeP7
11: Sources and Instrumentations	WeP8~WeP105
12: Sample Environment and Software	WeP106~WeP123
14: Others	WeP124~WeP129

* Complete abstracts are accessible on-line at





[WeP] Poster Session 3

Wednesday, July 12, 2017 / 12:30-14:30

1F, Exhibition Hall

WeP 1

Study of the Advanced Multi-Phases Steels by Neutron Scattering

BAEK SEOK SEONG^{1,2}, Sae'd Hashem Al Momani^{2,3}, Mahmoud Yaseen Suaifan^{2,3}, Eunjoo Shin¹, Wan Chuck Woo¹, and Shi-Hoon Choi⁴

¹KAERI, Korea, ²UST, Korea, ³JRTR, Jordan, ⁴Sunchon Nat'l Univ., Korea

WeP 2

Study on the Hydrogen Induced Cracking (HCI) of API-X80 Steels by Small Angle Neutron Scattering and Ultrasonic Testing

Y. Baik¹, M. R. Kim², Yong Choi¹, E. J. Shin³, B. S. Seung³, and Y.S. Han³

¹Dankook Univ., Korea, ²MiCo Ltd., Korea, ³HANARO, KAERI, Korea

WeP 3

Microstructure and Neutron Transmission Absorption Behavior of 0.02-0.32% Gd-Duplex Stainless Steels

B. K. Kang¹, Y. Baik¹, Yong Choi¹, B. M. Moon², S. G. Bogdanov³, and A. N. Pirogov³

¹Dankook Univ., Korea, ²KITECH, Korea, ³RAS, Russia

WeP 4

D50: The Industrial Instrument at the ILL

Jaime Segura¹, Duncan Atkins¹, Benjamin Giroud¹, Alessandro Tengattini², Edward Andò², Cino Viggiani², Robert Cubitt¹ and Jerome Beaucour¹

¹ILL, France, ²CNRS, France

WeP 5

Combined Neutron and X-Ray Reflectivity Characterization of Key Interfaces for the Microelectronics Industry

Jaime Segura¹, Philipp Gutfreund¹, Anne Ponard², Gregory Imbert², Fabien Roze², Olivier Gourhant², François Bertin³, Marwan Tedjini³, Frank Fournel³, Robert Cubitt¹, and Jerome Beaucour¹

¹ILL, France, ²STMicroelectronics, France, ³CEA, France

WeP 6**Neutron Diffraction Analysis of Ultrasonic Wet-Magnetic Separated $\text{Ni}_x\text{Zn}_{1-x}\text{Fe}_2\text{O}_4$ Nano-powders Formed by Self-Propagating High Temperature Synthesis**

M. S. Gu¹, Yong Choi¹, and B.S. Seung²

¹Dankook Univ., Korea, ²HANARO, Korea

WeP 7**A Program for Supporting Small and Medium Sized Enterprises with Neutron Beam Instruments**

Sang Jin Cho

KAERI, Korea

WeP 8**The Upgraded D16 Cold-Neutron Diffractometer at the ILL**

Bruno Demé and Viviana Cristiglio

ILL, France

WeP 9**Performance Test on Neutron Polarization Analysis Capability of PELICAN -Time of Flight Cold Neutron Spectrometer**

Tim D'ADAM, Wai-Tung Lee¹, Richard A Mole¹, and Dehong Yu

ANSTO, Australia

WeP 10**Neutron Depth Profiling: Pushing a Method towards Fast, High Resolution Measurements**

Egor Vezhlev¹, Alexander Ioffe¹, Stefan Mattauch¹, Jiri Vacik², Ivo Tomandl², and Thomas Brückel¹

¹JCNS at MLZ, Germany, ²Nuclear Physics Inst., Rez, Czech

WeP 11**Coextensive Ultra-Small Angle Neutron Scattering (KIST-USANS) Instrument at HANARO Cold Neutron Guide, CG4B**

Man-Ho Kim

KIST, Korea

WeP 12

A Compact Photo-Neutron Source Driven by 15 MeV Electron Linac

Xiaohe Wang, Jianlong Han, Xiangzhou Cai, Jingen Chen, Jifeng Hu, Hongwei Wang,
Longxiang Liu, and Meng Zhang
CAS, China

WeP 13

SKADI - Highly Versatile SANS at ESS

Sebastian Jaksch¹, Henrich Frielinghaus¹, Jacques Jestin², Sylvain Désert², and Romuald Hanslik³
¹*JCNS at MLZ, Germany*, ²*LLB, France*, ³*ZEA-1, Germany*

WeP 14

Advances in Neutron Reflectometry Techniques: Coherent Summing and Refractive Encoding

Robert Cubitt, Thomas Saerbeck, Philipp Gutfreund, Campbell Richard, Barker Robert,
and Jaime Segura
ILL, France

WeP 15

The Recent Progress and Application of Neutron Powder Diffractometer at CMRR

Yuanhua Xia, Lei Xie, Xiping Chen, Leiming Fang, Guangai Sun, and Bo Chen
Inst. of Nuclear Physics and Chemistry, China

WeP 16

CAMEA - A Novel Multiplexing Analyzer for Neutron Spectroscopy

Felix Groitl^{1,2}, Dieter Graf², Jonas O. Birk², Marton Marko^{2,3}, Marek Bartkowiak², Uwe Filges²,
Raphael Muller², Christof Niedermayer², Christian Ruegg^{2,4}, and Henrik M. Ronnow^{1,5}
¹*EPFL, Switzerland*, ²*PSI, Switzerland*, ³*Wigner Research Centre for Physics, Hungary*,
⁴*Univ. of Geneva, Switzerland*, ⁵*Univ. of Copenhagen, Denmark*

WeP 17

Luminosity Class of Neutron Reflectometers

Nikolay Pleshanov
Kurchatov Inst., Russia

WeP 18**Polarization Analysis on the LET Time-of-Flight Spectrometer**

Gjoran Nilsen, Jan Kosata, Robert Bewley, Mark Devonport, and Ross Stewart
ISIS, UK

WeP 19**MARIA - The High-Intensity Polarized Neutron Reflectometer of JCNS**

Stefan Mattauch¹, Alexandros Koutsioubas¹, Sabine Puetter¹, Amir Syed Mohd¹, Earl Babcock¹, Zahir Salhi¹, Alexander Ioffe¹, and Thomas Brückel²
¹JCNS at MLZ, Germany, ²JCNS at MLZ and PGI, JARA-FIT, Germany

WeP 20**Neutronics Analysis of Target, Moderators and Reflector Design Options for the ISIS TS-1 Project**

Goran Skoro, Steven Lilley, and Rob Bewley
ISIS, UK

WeP 21**Low Dimensional Thermal and Cold Finger Moderator for the High Brilliance Neutron Source Jülich**

Tobias Cronert¹, Jan Philipp Dabrock², Sarah Böhm², Paul Zakalek¹, Johannes Baggemann¹, Paul Emmanuel Doege¹, Marcel Klaus³, Yannick Beßler¹, Ulrich Rucker¹, Carsten Lange³, Eric Mauerhofer¹, Thomas Gutberlet¹, Michael Butzek¹, Rahim Nabbi², and Thomas Brückel¹
¹JCNS at MLZ, Germany, ²RWTH Aachen, Germany, ³TU Dresden, Germany

WeP 22**The Elastic Scattering Spectroscopy (ESS): a New Neutron Spectroscopy for Dynamics of Complex (Bio-) System from Elastic Scattering**

Antonio Benedetto^{1,2} and Gordon J. Kearley³
¹Univ. College Dublin, Ireland, ²PSI, Switzerland, ³UNSW Australia, Australia

WeP 23**Search for New Gravity-Like Forces using Neutron Scattering Instruments and Possible Reductions of Systematic Uncertainties**

Yoshio Kamiya¹, Koji Yamada¹, Keita Itagaki¹, Misato Tani¹, Guinyun Kim², Robert Cubitt³, Oliver Zimmer³, and Sachio Komamiya¹
¹Univ. of Tokyo, Japan, ²Kyungpook Nat'l Univ., Korea, ³ILL, France

WeP 24

About the Versatility of the State-of-the-Art Usans Instrument Kookaburra

Christine Rehm and Liliana de Campo

ANSTO, Australia

WeP 25

SPATZ: The Second Time-of-Flight Neutron Reflectometer at the OPAL Research Reactor

Anton Le Brun, Stewart Pullen, Paris Constantine, James Spedding, David Roach, Andrew McGregor, John Affleck, and Jason Christoforidis

ANSTO, Australia

WeP 26

Quokka - 40 Metre Reactor based Monochromatic Small Angle Neutron Scattering Instrument

Christopher J. Garvey¹, Elliot P. Gilbert¹, Jitendra Mata¹, Kathleen Wood¹, and Chun-Ming Wu²

¹*ANSTO, Australia*, ²*Nat'l Synchrotron Radiation Research Center, Taiwan*

WeP 27

The Neutron Guide System of the ODIN Imaging Beamline at ESS

Manuel Morgano¹, Michael Lerche², Eberhard Lehmann¹, and Markus Strobl³

¹*PSI, Switzerland*, ²*TU Munich, Germany*, ³*ESS, Sweden*

WeP 28

Dedicated Function Deriving Neutron Spectra of Beryllium Target Bombarded by Protons with Energy less than 12 MeV for Compact Sources

Yasuo Wakabayashi¹, Atsushi Taketani¹, Yoshimasa Ikeda¹, Takao Hashiguchi¹, Tomohiro Kobayashi¹, Sheng Wang², Mingfei Yan², Masahide Harada³, Yujiro Ikeda^{1,3}, and Yoshie Otake¹

¹*RIKEN, Japan*, ²*Jiaotong Univ., China*, ³*JAEA, Japan*

WeP 29

Recent Developments on the D7 Diffuse Scattering Spectrometer at the ILL

Lucile Mangin-Thro¹, Gøran Nilsen^{1,2}, Katherine Brown^{1,3}, Benjamin Giroud¹, Wayne Clancy¹, and Andrew Wildes¹

¹*ILL, France*, ²*ISIS, UK*, ³*Univ. of Edinburgh, UK*

WeP 30**TOSCA Neutron Guide and its Effect on the Instrument**

Svemir Rudic¹, Roberto S. Pinna^{1,2}, Stewart F. Parker¹, Jeff Armstrong¹, Matteo Zanetti^{1,2}, Simon P. Waller¹, Daniel Zacek¹, Clive Smith¹, Matthew Capstick¹, David McPhail¹, Daniel Pooley¹, Gareth Howells¹, Giuseppe Gorini², and Felix Fernandez-Alonso^{1,3}

¹ISIS, UK, ²Univ. of Milano-Bicocca, Italy, ³ Univ. College London, UK

WeP 31**Comprehensive Study of Proton and Deuteron Performances Used for Neutron Production in Compact Accelerator Based Neutron Sources**

Paul Zakalek¹, Tobias Cronert¹, Paul-Emmanuel Doege¹, Johannes Baggemann¹, Ulrich Rucker¹, Thomas Gutberlet¹, Yannick Beßler¹, Michael Butzek¹, Sarah Böhm², Jan Philipp Dabrock², Rahim Nabbi², and Thomas Brückel¹

¹JCMS at MLZ, Germany, ²RWTH Aachen, Germany

WeP 32**IN13+:New Perspectives for the High Resolution Thermal Backscattering CRG Spectrometer at ILL**

Francesca Natali^{1,2}, Judith Peters^{2,3}, Luc Didier², and Andrew Dennison^{2,3}

¹CNR-IOM, Italy, ²ILLFrance, ³Univ. Grenoble Alpes, France

WeP 33**Wide Angle Spin Analysis using Polarising Supermirrors**

Michael Schneider¹, Peter Böni¹, Uwe Filges², Yusuke Nambu³, Masaki Fujita³, Tetsuya Yokoo⁴, Shinichi Itoh⁴, and Christian Schanzer¹

¹SwissNeutronics AG, Switzerland, ²PSI, Switzerland, ³Tohoku Univ., Japan, ⁴KEK, Japan

WeP 34**Round Robin Sample for Neutron Reflectometry**

Andrew Nelson¹, Joseph Dura², Charles Majkrzak², and Robert Newby²

¹ANSTO, Australia, ²NIST, USA

WeP 35**T-REX: A Bispectral Chopper Spectrometer at the European Spallation Source**

Nicolò Violini¹, Thomas Brückel¹, Jörg Voigt¹, Andrea Orecchini^{2,3}, Alessandro Paciaroni³, Marco Zanatta³, and Francesco Sacchetti³

¹JCMS at MLZ, Germany, ²Consiglio Nazionale Delle Ricerche, Italy, ³Università degli Studi di Perugia, Italy

WeP 36

TOF-MIEZE Experiments with BL06 VIN ROSE at J-PARC Materials and Life Science Experimental Facility

Hitoshi Endo¹, Tatsuro Oda², and Masahiro Hino²

¹KEK & J-PARC, Japan, ²Kyoto Univ., Japan

WeP 37

Small-Angle Neutron Scattering Machine with Polarized Option for PIK Reactor

Ivan Shishkin¹, Evgeniy Moskvina¹, Helmut Eckerlebe², and Sergey Grigoriev¹

¹PNPI, Russia, ²HZG, Germany

WeP 38

Small-Angle Neutron Scattering Machine with Polarized Option for PIK Reactor

Ivan Shishkin¹, Evgeniy Moskvina¹, Helmut Eckerlebe², and Sergey Grigoriev¹

¹PNPI, Russia, ²HZG, Germany

WeP 39

Multiple Bragg Reflections (MBR) of Neutrons Accompanying a Strong Allowed Reflection of Bent Perfect Crystal (BPC) at a Constant Neutron Wavelength

Pavol Mikula¹, Miroslav Vrána¹, Jan Saroun¹, Baik-Seok Seong², Wanchuck Woo², and Chang-Hee Lee²

¹Nuclear Physics Institute ASCR, v.v.i. Rez, Czech, ²KAERI, Korea

WeP 40

New Type of Dispersive Sandwich Type Neutron Monochromator for High Resolution Diffractometry/Spectrometry at a Steady State Neutron Source

Pavol Mikula¹, Miroslav Vrána¹, Jan Saroun¹, Baik-Seok Seong², Wanchuck Woo², and Vyacheslav Em³

¹Nuclear Physics Institute ASCR, v.v.i. Rez, Czech, ²KAERI, Korea, ³Kurchatov Institute, Russia

WeP 41

Mirror based Neutron Beam Deflectors for Neutron Scattering Instrument Applications

Charles Dewhurst

ILL, France

WeP 42

Recent Developments of the Solid-State Neutron Detector (SoNDe) Project

Sebastian Jaksch

*JCNS at MLZ, Germany***WeP 43**

KWS-1 High-Resolution Small-Angle Neutron Scattering Instrument

Artem Feoktystov, Henrich Frielinghaus, Marie-Sousai Appavou, Vitaliy Pipich, Earl Babcock, Zahir Salhi, Romuald Hanslik, Ralf Engels, Günter Kemmerling, Georg Brandl, Harald Kleines, Alexander Ioffe, Dieter Richter, and Thomas Brückel

*JCNS, Germany***WeP 44**

The General Purpose Powder Diffractometer at CSNSJie Chen¹, Le Kang¹, Huaile Lu¹, Ping Luo¹, and Lunhua He²¹*Inst. of High Energy Physics, China*, ²*Inst. of Physics, China***WeP 45**

Using Wave Field Enhancement to Enable Inelastic Scattering Studies of Hydrogen Diffusion in Thin FilmsMax Wolff¹, Franz Adlmann¹, Joe Dura², Anton Devishvili³, Gunnar Palsson¹, and Boris Toperverg⁴¹*Uppsala Univ., Sweden*, ²*NCNR, NIST, USA*, ³*Lund Univ., Sweden*, ⁴*Bochum Univ., Germany***WeP 46**

Simulations of Neutron Scattering Data for the Engineering Diffractometer BEER at ESSJan Saroun¹, P?emysl Beran¹, Jochen Fenske², Mustapha Rouijaa², and Gregor Nowak²¹*CAS, Czech*, ²*HZG, Germany***WeP 47**

Reinstallation of the Thermal Neutron Triple-Axis Spectrometer at HANARO

Byoungil Jeon and Baek-Seok Seong

KAERI, Korea

WeP 48

Polarized Neutron Reflectometry Carried out at the Time-of-Flight Neutron Reflectometer REFSANS using a ^3He Spin Filter

Wolfgang Kreuzpaintner¹, Sergey Masalovich¹, Jean-Francois Moulin², Birgit Wiedemann¹, Jingfan Ye¹, Sina Mayr¹, Amitesh Paul¹, Martin Haese³, Matthias Pomm², and Peter Böni¹
¹TU Munich, Germany, ²HZG, Germany

WeP 49

Recent Upgrades for the New Small-Angle Neutron Scattering Instrument SANS-1 at MLZ

Andre Heinemann¹, Sebastian Muehlbauer², Sebastian Busch¹, Andreas Wilhelm², and Lukas Karge²
¹HZG, Germany, ²FRM II, Germany

WeP 50

EMU, the Backscattering Spectrometer at the Australian Centre for Neutron Scattering

Gail Iles, Nicolas de Souza, and Alice Klapproth
ANSTO, Australia

WeP 51

Small Angle and Inelastic Scattering Investigation of Nanodiamonds

John Osborn, Tunay Ersez, and Weijian Lu
ANSTO, Australia

WeP 52

PELICAN, the Time-of-Flight Spectrometer at the Australian Centre for Neutron Scattering

Gail Iles, Richard Mole, and Dehong Yu
ANSTO, Australia

WeP 53

Neutron Scattering Installation for In Situ High Pressure Studies

Serg Axenov¹, Ravil Sadykov¹, Dmitriy Trunov¹, Viktor Marin¹, Vasiliy Litvin^{1,2}, Evgeniy Clementyev^{1,3}, Andrey Alekseev¹, July Lebed¹, and Pavel Alekseev⁴
¹RAS, Russia, ²State Univ., Russia, ³Immanuel Kant Baltic Federal Univ., Russia, ⁴Kurchatov Inst., Russia

WeP 54**Time-of-Flight Direct Geometry Spectrometer 4SEASONS at J-PARC**

Ryoichi Kajimoto¹, Mitsutaka Nakamura¹, Kazuya Kamazawa², Yasuhiro Inamura¹,
Kazuhiko Ikeuchi², Kazuki Iida², Motoyuki Ishikado², and Naoki Murai¹

¹J-PARC, Japan, ²CROSS, Japan

WeP 55**The Cold-Neutron Triple-Axis Spectrometer SIKA at OPAL**

Guochu Deng¹, Shinichiro Yano², Chun-Ming Wu², Jen-Chih Peng², Eno Imamovic³,
Peter Vorderwisch³, Wen-Hsien Li³, and Jason S. Gardner²

¹ANSTO, Australia, ²Nat'I Synchrotron Radiation Research Center, Taiwan, ³Nat'I Central Univ.,
Taiwan

WeP 56**An-Ultra Compact In-Situ ³He Polarizer for High Q-Range SANS**

Zahir Salhi, Earl Babcock, Kendal Bingöl, Aurel Radulescu, and Alexander Ioffe
JCNS, Germany

WeP 57**D10+ : A New 4-Circle, Triple Axis Spectrometer of the ILL Endurance Program**

Bachir Ouladdiaf¹, Navid Qureshi¹, John Allibon¹, John Archer¹, Philippe Decarpentrie¹,
and Laurent Chapon²

¹ILL, France, ²Diamond, UK

WeP 58**Study of Magnetic and Quantum Phenomena at Heinz Maier-Leibnitz Zentrum (MLZ),
Garching, Germany**

Petr Čermák¹, Sultan Demirdişi¹, Artem Feoktystov¹, Christian Franz², Zhendong Fu¹,
Robert Georgii², Thomas Keller^{3,4}, Stefan Mattauch¹, Sebastian Mühlbauer², Kirill Nemkovski¹,
Jitae T. Park², Sabine Pütter¹, Astrid Schneidewind¹, Markos Skoulatos², Amir Syed Mohd¹,
Oleg Sobolev^{2,5}, and Yixi Su¹

¹JCNS, Germany, ²TU München, Germany, ³Max-Planck-Institut für Festkörperforschung,
Stuttgart, Germany, ⁴Max Planck Society Outstation at MLZ, Garching, Germany,
⁵Georg-August-Univ., Göttingen, Germany

WeP 59

Redesign and Fabrication of the Monochromator Shielding of the Cold Neutron Triple-Axis Spectrometer at HANARO

Ji-myung Ryu, J. M. Sungil Park, and Baek Seok Seong
KAERI, Korea

WeP 60

Current Status of AMATERAS - A Cold-Neutron Disk-Chopper Spectrometer -

Kenji Nakajima, Seiko Ohira-Kawamura, Tatsuya Kikuchi, Maiko Kofu, Yasuhiro Inamura, Kazuhiko Aoyama, and Daisuke Wakai
J-PARC, Japan

WeP 61

Performances of Oscillating Radial Collimator for the Fermi Chopper Spectrometer 4 SEASONS at J-PARC

Mitsutaka Nakamura¹, Wataru Kambara¹, Ryoichi Kajimoto¹, Kazuya Kamazawa², Kazuhiko Ikeuchi², Kazuki Iida², Motoyuki Ishikado², and Kazuhiro Aoyama¹
¹*J-PARC, Japan*, ²*CROSS, Japan*

WeP 62

FIREPOD - the Fine Resolution Powder Diffractometer @ Berlin Research Reactor BER II

Alexandra Franz¹, Andreas Hoser¹, and Susan Schorr^{1,2}
¹*HZB, Germany*, ²*Freie Univ., Germany*

WeP 63

FALCON - A Laue Diffractometer for Ambient and Non-Ambient Neutron Structural Analysis

Michael Tovar¹, Dirk Wallacher¹, Katharina Fritsch¹, Klaus Habicht¹, Hans-Jürgen Bleif¹, Susan Schorr^{1,2}, and Alexander Franz¹
¹*HZB, Germany*, ²*Freie Univ. Berlin, Germany*

WeP 64

Experimental Setup for Investigation on Magnetic Thin Layers by In-Situ Neutron Reflectometry

Jingfan Ye¹, Wolfgang Kreuzpaintner¹, Birgit Wiedemann¹, Sina Mayr¹, Andreas Schmehl², Thomas Mairoser², Alexander Herrnberger², Jean-François Moulin³, Jochen Stahn⁴, Panos Korelis⁴, Martin Haese³, Matthias Pomm³, Amitesh Paul¹, Peter Böni¹, and Jochen¹
¹*TU Munich, Germany*, ²*Univ. of Augsburg, Germany*, ³*HZG, Germany*, ⁴*PSI, Switzerland*,
⁵*Max-Planck-Inst. for Solid State Research, Germany*

WeP 65**Upgrade of the MARI Spectrometer at ISIS**

M. D. Le, T. Guidi, S. P. Waller, D. Zacek, J. R. Stewart, and R. I. Bewley

ISIS, UK

WeP 66**Development of the Three-Axis Spectrometer IN8 at ILL**

Alexandre IVANOV and Andrea PIOVANO

ILL, France

WeP 67**A Study on Stress-Strain Relationship of the Constituent Phases in Lightweight Duplex Steel (LW-DS) using Crystal Plasticity Finite Element Method**

Eun-Young Kim¹, Wan-Chuck Woo², Dong-Kyu Kim², and Shi-Hoon Choi¹

¹*Sunchon Nat'l Univ., Korea*, ²*KAERI, Korea*

WeP 68**Simulation of Coherent Inelastic Neutron Scattering in McStas**

Henrik H. Carlsen and Kim Lefmann

Univ. of Copenhagen, Denmark

WeP 69**Single Crystal Diffraction Studies with Hot Neutrons on HEIDI/MLZ**

Martin Meven^{1,2}, Andrew Sazonov^{1,2}, and Georg Roth¹

¹*RWTH Aachen Univ., Germany*, ²*JCNS at MLZ, Germany*

WeP 70**Powder Diffraction at the Australian Centre for Neutron Scattering:****Recent Results and Capabilities**

Vanessa Peterson, Andrew Studer, Helen Maynard-Casely, James Hester, Max Avdeev, and Chin-Wei Wang

ACNS, Australia

WeP 71**Neutron Scattering Instruments of the MLF Spectroscopy Group at J-PARC**

Ryoichi Kajimoto¹, Tetsuya Yokoo², Mitsutaka Nakamura¹, Kaoru Shibata¹, Yukinobu Kawakita¹, Masato Matsuura³, Hitoshi Endo², Hideki Seto², Shinichi Itoh², Kenji Nakajima¹, and Seiko Ohira-Kawamura¹

¹*JAEA, Japan*, ²*KEK, Japan*, ³*CROSS, Japan*

WeP 72

Advancing the Reflectometry Cause at ANSTO - Updates and Upgrades to the Time-of-Flight Platypus Neutron Reflectometer

Andrew Nelson, Stephen Holt, Frank Darmann, and Frank Klose

ANSTO, Australia

WeP 73

Progress of High Resolution Powder Diffractometer in China Advanced Research Reactor

Xiaobai Ma, Wenze Han, Xinzhi Liu, Hao Guo, Gengfang Tian, Zhouxiang Yu, Liqi Wu, Kai Sun, Yuntao Liu, and Dongfeng Chen

CIAE, China

WeP 74

Data Reduction and Instrumentation towards Accurate Absolute Intensity for the TOF-SANS Instrument (iANS) at the Compact Accelerator Driven Neutron Source at Hokkaido University

Toshinori Ishida, Masato Ohnuma, and Michihiro Furusaka

Hokkaido Univ., Japan

WeP 75

The High Wavelength-Resolution Bragg-Edge Transmission Imaging Instrument at Hokkaido University Neutron Source with a Supermirror Guide-Tube Coupled to a Decoupled Moderator at Ambient Temperature

Hiroataka Sato, Tsukasa Sasaki, Shogo Ito, Takashi Kamiyama, and Michihiro Furusaka

Hokkaido Univ., Japan

WeP 76

Evaluation of HOPG Mounting Possibilities for Multiplexing Spectrometers

Felix Groitl^{1,2}, Marek Bartkowiak², Ryan M. Bergmann², Jonas O. Birk^{2,3}, Marton Markó⁴, Alex Bollhalder², Dieter Graf², Christof Niedermayer², Christian Rüegg^{2,5}, and Henrik M. Ronnow^{1,3}

¹EPFL, Switzerland, ²PSI, Switzerland, ³Univ. of Copenhagen, Denmark, ⁴Wigner Research Centre for Physics, Hungary, ⁵Univ. of Geneva, Switzerland

WeP 77

Direct Bonded HOPG - Silicon Analyzer Support without Background Source

Felix Groitl^{1,2}, Hidetoshi Kitaura³, Naomi Nishiki³, and Henrik M. Ronnow^{1,4}

¹EPFL, Switzerland, ²PSI, Switzerland, ³Panasonic Corporation, Japan, ⁴Univ. of Copenhagen, Denmark

WeP 78**Design and Optimization of the Time-of-Flight Prompt Gamma Activation Analysis System at CONAS based on Simulation Codes**

SY MINH TUAN HOANG, GWANG MIN SUN, JISEOK KIM, HAN RIM LEE, and HANI BAEK
KAERI, Korea

WeP 79**Study of Gravity Effect on Neutron Spatial Distribution in Cold Neutron Guide by HANARO Research Reactor**

Jiseok Kim¹, Chewook Yim², Hanrim Lee¹, Sy Minh Tuan Hoang¹, and Jiseung Yoon¹
¹*KAERI, Korea*, ²*Hanyang Univ., Korea*

WeP 80**An Optional Focusing SELENE Extension to Conventional Neutron Guides: A Case Study for the ESS Instrument BIFROST**

Ursula Hansen¹, Mads Bertelsen¹, Jochen Stahn², and Kim Lefmann¹
¹*Univ. of Copenhagen, Denmark*, ²*PSI, Switzerland*

WeP 81**Design Specification for the European Spallation Source Neutron Generating Target Element**

Adrian Aguilar¹, Fernando Sordo^{1,2}, Tomas Mora¹, Luis Mena^{1,2}, Maite Mancisidor¹, Jorge Aguilar¹, Gorka Bakedano¹, Iñigo Herranz¹, Paula Luna¹, Miguel Magan^{1,2}, Raul Vivanco^{1,2}, Felix J Villacorta¹, Kristoffer Sjogreen³, Ulf Oden³, Jose Manuel Perlado², Jose Luis Martinez¹, and F Javier Bermejo⁴
¹*ESS-BILBAO, Spain*, ²*Instituto de Fusion Nuclear, Spain*, ³*ESS ERIC, Sweden*,
⁴*Instituto de Estructura de la Materia, Spain*

WeP 82**OffSpec - the Spin Echo Enabled Reflectometer at ISIS Target Station 2**

Nina-Juliane Steinke and Jos Cooper
ISIS, UK

WeP 83**Controlling Divergence as Function of Wavelength at Pulsed Sources**

Jonas Okkels Birk
Univ. of Copenhagen, Denmark

WeP 84

MPISI: The Neutron Strain Scanner Materials Probe for Internal Strain Investigations at the SAFARI-1 Research Reactor

Andrew Venter, Rudolph van Heerden, Deon Marais, Christo Raaths, Zeldah Sentsho, and Tshepo Ntsoane

Necsa SOC Limited, South Africa

WeP 85

Design Study of a Neutron Beam Line for Imaging at the Electron Linac Driven Neutron Source at Kyoto University Research Reactor Institute

Yoshiaki Kiyanagi¹, Yoshiyuki Takahashi², Akira Uritani¹, Kenichi Watanabe¹, Tadafumi Sano², Jun-ichi Hori², and Ken Nakajima²

¹*Nagoya Univ., Japan*, ²*Kyoto Univ., Japan*

WeP 86

Cost-Optimizing Geometry and Coating for Long ESS Guides

Martin Olsen¹, Jonas O. Birk¹, Sonja L. Holm^{1,2}, Mads Bertelsen¹, and Kim Lefmann¹

¹*Univ. of Copenhagen, Denmark*, ²*Univ. of Aarhus, Denmark*

WeP 87

PITSI: The Neutron Powder Diffractometer for Transition in Structure Investigations at the SAFARI-1 Research Reactor

Andrew Venter, Rudolph van Heerden, Deon Marais, Christo Raaths, Zeldah Sentsho, and Tshepo Ntsoane

Necsa SOC Limited, South Africa

WeP 88

Neutron Powder Diffraction Option ERWIN at Beamport 8b at MLZ

Alexander Schoekel^{1,2}, Martin Johann Mühlbauer^{1,2,3}, Anatoliy Senyshyn², Björn Pedersen², Michael Knapp^{1,3}, and Helmut Ehrenberg^{1,3}

¹*KIT, Germany*, ²*TU Munich, Germany*, ³*HIU, Germany*

WeP 89

Monte-Carlo Simulations for NSE and SESANS Instruments at the PIK Reactor

Konstantin Pavlov^{1,2}, Petr Konik^{1,2}, Ekaterina Ruvinskaya^{1,2}, Vladimir Zabenkin¹, Leonid Axelrod¹, Sergey Grigoriev^{1,2}, and Evgeny Moskvina^{1,2}

¹*PNPI NRC KI, Russia*, ²*Saint Petersburg State Univ., Russia*

WeP 90**The Conceptual Design of a New HRPD at JRTR**Saed Almomani^{1,2,3}, O. Nusair³, and Seok Baek Seong^{1,2}¹UST, Korea, ²KAERI, Korea, ³JAEC, Jordan

WeP 91**Current Status of Vertical-Type Neutron Reflectometer (CN-REF V) at HANARO**

Jeong Soo Lee, June Hyuk Lee, and Jaseung Koo

KAERI, Korea

WeP 92**Instrumentation for Polarized Neutron Reflectometer G-TS in HANARO**

June Hyuk Lee and Ki-Yeon Kim

KAERI, Korea

WeP 93**Thermal Single Crystal Diffractometer at IR-8.**

Natalia Isakova, Kalyukanov Andrey, Miron Nikolay, and Em Vyacheslav

Kurchatov Institute, Russia

WeP 94**ZOOM Small-Angle Neutron Scattering Instrument at ISIS Pulsed Neutron and Muon Source**James Douth¹, Richard K. Heenan¹, Ann E. Terry^{1,2}, and Diego Alba Venero¹¹ISIS, UK, ²MAX IV, Denmark

WeP 95**Neutron Beam Instrumentation Overview of the Jordan Research and Training Reactor (JRTR)**Mahmoud Suaifan^{1,2,3}, Saed Almomani^{1,2,3}, Omar Nusair³, and Baek-Seok Seong^{1,2}¹UST, Korea, ²KAERI, Korea, ³JAEC, Jordan

WeP 96**Polarized neutron Reflectometer with Horizontal Scattering Geometry for PIK Reactor**Vladislav Tarnavich¹, Vasiliy Matveev¹, Evgeniy Moskvina^{1,2}, Vladislav Syromyatnikov^{1,2},Petr Konik^{1,2}, Vladimir Ulyanov¹, Ursula Tietze³, Helmut Eckerlebe³, and Sergey Grigoriev^{1,2}¹Kurchatov Institute, Russia, ²Saint-Petersburg State Univ., Russia, ³HZG, Germany

WeP 97

Installation of a High-Resolution Potion Sensitive Scintillation Detector in the Small and Wide Angle Neutron Scattering Instrument (TAIKAN), MLF, J-PARC

Hiroki Iwase¹, Shin-ichi Takata², Toshiaki Morikawa¹, Masaki Katagiri³, Atsushi Birumachi², and Jun-ichi Suzuki¹

¹CROSS, Japan, ²JAEA, Japan, ³Ibaraki Univ., Japan

WeP 98

Preliminary Results of Small Angle Neutron Scattering Experiments of Kyoto University Accelerator-Driven Neutron Source

Seiji Tasaki, Hiroki Matsumoto, and Yutaka Abe

Kyoto Univ., Japan

WeP 99

A Novel Data Reduction Procedure for Small-Angle Neutron Scattering Data Measured with ³He Tube Detectors

Lukas Karge¹, Ralph Gilles¹, and Sebastian Busch²

¹MLZ, Germany, ²HZG, Germany

WeP 100

Current Status of the Cold Neutron Triple-Axis Spectrometer at HANARO and Neutron Ray Tracing Results

J. M. Sungil Park, Ji-Myung Ryu, and Baek-Seok Seong

KAERI, Korea

WeP 101

Utilization of the Neutron Sources of KOMAC

Kye-Ryung Kim, Yong-Seok Hwang, Hyeok-Jung Kwon, and Yong-Sub Cho

KAERI, Korea

WeP 102

BATAN's Four Circle Diffractometer / Texture Diffractometer: Progresses and Researches

Muzakkiy Putra Muhammad Akhir and Tri Hardi Priyanto

Nat'l Nuclear Energy Agency (BATAN), Indonesia

WeP 103**Overview of Neutron Diffraction at Thai Research Reactor (TRR-1/M1)**

Jatechan Channuie

Thailand Inst. of Nuclear Tech., Thailand

WeP 104**Capability of High Resolution Diffraction and Phononlifetime Measurements at Oak Ridge National Laboratory**Fankang Li¹, Alexander N. Thaler¹, Hao Feng², Steven R. Parnell³, Lowell Crow¹, Thomas Keller⁴, Masaaki Matsuda¹, Jaime A. Fernandez-Baca¹, and Roger Pynn^{1,2}¹ORNL, USA, ²Indiana Univ., USA, ³Delft Univ. of Tech., Netherlands, ⁴Max-Planck-Institut für Festkörperforschung, Germany

WeP 105**Development of a Fiber Multi-Layer ZnS/LiF Position Sensitive (FMZP) Neutron Detector System**

Setsuo Satoh

KEK, Japan

WeP 106**High Pressure Clamp Cells for Neutron Scattering at LT and Magnetic Fields (10T)**

Ravil Sadykov

RAS, Russia

WeP 107**Ground-up Redesign of the Solid-Liquid Sample Environment for Neutron Reflectometry**Rob Barker^{1,2,3} and Simon Wood³¹Univ. of Kent, UK, ²Univ. of Dundee, UK, ³ILL, France

WeP 108**Data Reduction For Time-of-Flight Small Angle Neutron Scattering with Virtual Neutron Experiment**

Rong Du, Haolai Tian, and Junrong Zhang

CSNS, China

WeP 109

Status of ESS Science Support Systems - Part A: Sample Environment

Arno Hiess

ESS ERIC, Sweden

WeP 110

Status of ESS Science Support Systems - Part B: Laboratories

Arno Hiess

ESS ERIC, Sweden

WeP 111

The Development of Online Analysis Software of Multi-Reflectometer(MR) at CSNS

Lili Yan, J. R. Zhang, H. L. Tian, M. Tang, and R. Du

Inst. of Physics, China

WeP 112

In-Situ Electric Field Studies of Electro-responsive Polymers using Neutron Reflectometry

Jim Browning¹, Jason Dugger¹, Mingtao Chen², Timothy Long², Rajeev Kumar¹, and Bradley Lokitz¹

¹ORNL, USA, ²Virginia Tech, USA

WeP 113

Takin: A Visual Experiment Planning Software for Neutron Triple-Axis Spectrometers

Tobias Weber^{1,2}, Robert Georgii², and Peter Böni¹

¹TU Munich, Germany, ²JCNS at MLZ, Germany

WeP 114

Z-MEM, Maximum Entropy Method Software for Electron/Nuclear Density Distribution in Z-Code

Yoshihisa Ishikawa¹, Junrong Zhang², Ryoji Kiyonagi³, Masao Yonemura^{1,4}, Takeshi Matsukawa⁵, Akihiro Hoshikawa⁵, Toru Ishigaki⁵, Shuki Torii¹, Ryoko Tomiyasu⁶, and Takashi Kamiyama^{1,4}

¹Inst. of Materials Structure Sci., Japan, ²CSNS, China, ³J-PARC Center, Japan, ⁴The Graduate Univ. for Advanced Studies, Japan, ⁵Ibaraki Univ., Japan, ⁶Yamagata Univ., Japa

WeP 115

Experiment Planning, Simulation and Fitting of GISAS Data using Born Again Framework

Jan Burle¹, Jonathan Fisher¹, Marina Ganeva¹, Emmanuel Kentzinger^{1,2}, Gennady Pospelov¹, Walter Van Herck¹, and Joachim Wuttke¹

¹JCNS at MLZ, Germany, ²PGI, Germany

WeP 116

Proof-of-Concept for Real-Time Data Analysis at the European Spallation Source for Powder Diffraction and Small Angle Neutron Scattering

Celine Durniak, Torben Nielsen, and Thomas Rod

ESS ERIC, Denmark

WeP 117

Validation of the McStas-MCNPX Interface Features in Calculation of Shielding and Gamma/Neutron Backgrounds

SY MINH TUAN HOANG, GWANG MIN SUN, JISEOK KIM, HAN RIM LEE, and HANI BAEK

KAERI, Korea

WeP 118

Efficient Data Collection using the Multiple Single Crystals Method at SENJU

Akiko Nakao¹, Takashi Ohhara², Moyoshi Takayasu¹, Takayasu Hanashima¹, Ryoji Kiyonagi², and Koji Munakata¹

¹CROSS, Japan, ²JAEA, Japan

WeP 119

Software Development for DC-TOF

Ji-Yong So

KAERI, Korea

WeP 120

Non-Magnetic Goniometer for Dilution Refrigerators

Marek Bartkowiak and Ruchika Yadav

PSI, Switzerland

WeP 121

A Furnace Insert for Cryomagnets

Marek Bartkowiak and Jonathan S. White

PSI, Switzerland

WeP 122

The Esmeralda Suite for Laue Diffraction Data Treatment

Luis Fuentes-Montero¹, Petr Cermak², Juan Rodriguez-Carvajal³, Bachir Ouladdiaf³, and Alain FILHOL³

¹*Diamond Facility, Chilton Ditcot, UK*, ²*FRM II, Germany*, ³*ILL, France*

WeP 123

The FullProf Suite for Laue Diffraction Data Treatment

Juan Rodriguez-Carvajal¹, Alain FILHOL¹, and Aleksei Bytchkov²

¹*ILL, France*, ²*ESRF, France*

WeP 124

Swedish Neutron Education for Science & Society: SwedNess

Martin Månsson¹ and Kristina Edström²

¹*KTH Royal Inst. of Tech., Sweden*, ²*Uppsala Univ., Sweden*

WeP 125

Magnetic Properties of LaSrCoO Alloys

Joonyoung Won, Thi Lan Anh Nguyen, Jaeyong Kim

Hanyang Univ., Korea

WeP 126

Phase Behavior of Poly(2-vinyl pyridine)-block-poly(4-vinyl pyridine) copolymer with Gold Nanoparticles

LEE JAEYONG, Sung Hyun Han, Jongheon Kwak, Chungryong Choi, and Jin Kon Kim

POSTECH, Korea

WeP 127

Highly Asymmetric Gyroid Structures in Block Copolymer Blends

Seonghyeon Ahn, Jongheon Kwak, Chungryong Choi, and Jin Kon Kim

POSTECH, Korea

WeP 128

Development of He-3 Based Neutron Optics Technology for a Reflectometer at HANARO

Sungman Lee, Kwang-Hoon Ko, June Hyuk Lee, Ki Yeon Kim, Myung Kook Moon, Sang Jin Cho, and Chang-Hee Lee

KAERI, Korea

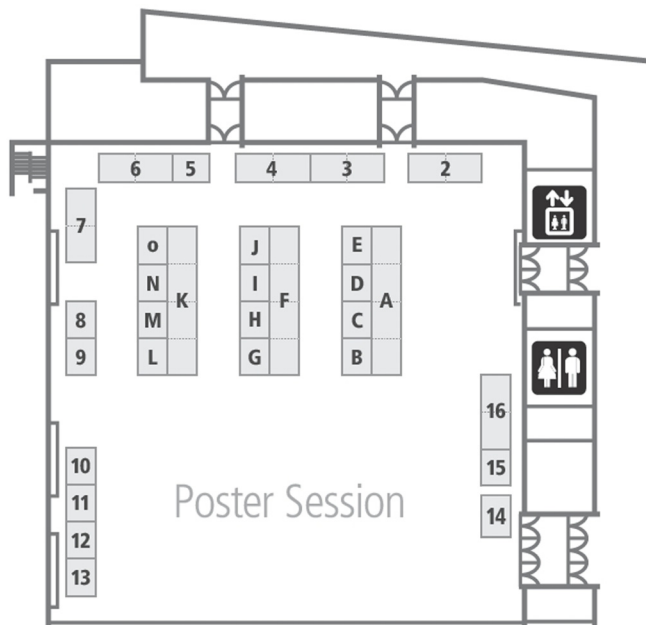
Exhibition

* Complete abstracts are accessible on-line at





Exhibition Information



No.	Company	Booth No.	No.	Company	Booth No.
1	ORNL	2	16	KAERI	A
2	INSTITUT LAUE LANGEVIN (ILL)	3	17	SwissNeutronics AG	B
3	European Spallation Source	4	18	OXFORD INSTRUMENTS	C
4	JAPAN RESEARCH REACTOR 3	5	19	Quantum Design Korea	D
5	ISIS (STFC)	6	20	Panasonic	E
6	IBR-2@FLNP_JINR	7	21	J-PARC MLF	F
7	ISSP-NSL U-TOKYO	8	22	Airbus Defence and Space GmbH	G
8	NRC "Kurchatov Institute" - PNPI	9	23	JJ X-RAY	H
9	Springer Nature	10	24	Malvern PANalytical	I
10	Zurich Instruments	11	25	S-DH	J
11	ASK CORPORATION	12	26	Neutrons for Science in Germany	K
12	Leybold Korea Ltd.	13	27	MIRROTRON LTD.	L
13	TAIYO KOKO Co., LTD.	14	28	HTS-110 (KOREA ITS)	M
14	YOUNGINST&GE-RS	15	29	Huber Diffractionstechnik GmbH & Co. KG	N
15	Edwards Korea Ltd.	16	30	R-DEC/KASHIYAMA	O

Exhibition Directory

[Booth # 3]

INSTITUT LAUE LANGEVIN

The Institut Laue Langevin (ILL) is an international research centre at the leading edge of neutron science and technology. It operates the most intense continuous neutron source in the world, feeding neutrons to a suite of 40 high-performance instruments that are constantly upgraded. As a service institute, the ILL makes its facilities and expertise available to visiting scientists. Every year, about 2000 researchers from more than 30 countries visit the ILL. Research focuses primarily on fundamental science in a variety of fields, including condensed matter physics, chemistry, biology, materials science, engineering, nuclear physics and particle physics.

Exhibition Materials

- Two transportable fold-up stands, documentation to be distributed and some gifts (pens, badges, usb).

Contact

- VirginieGuerard
- 71 avenue des Martyrs 38000 Grenoble ,FRANCE
- Tel: +33 (0)6 87 07 85 81, Fax: + 33 (0)4 76 48 39 06 / Email: guerardv@ill.fr
- Website: www.ill.eu

[Booth # 4]

European Spallation Source

The European Spallation Source is a partnership of European Nations committed to the goal of collectively building and operating the world's leading facility for research using neutrons by the end of the decade.

Contact

- Roger Eriksson
- Box 176, 221 00 Lund, Sweden
- Tel: +468883000 / Email: roger.eriksson@esss.se
- Website: europeanspallationsource.se

[Booth #5]

Japan Research Reactor - 3 (JRR-3 Users Office)

JRR-3 is a 20MW reactor utilized for various neutron beam experiments and neutron irradiation. For beam experiments, 16 instruments owned by JAEA and 15 instruments constructed by outside JAEA are installed. These are used for structural determination of crystals, dynamical studies of materials, radiography, residual stress measurements, prompt gamma-ray analysis, etc.

Exhibition Materials

- Posters

Contact

- Dr. Hideaki Matsue
- 2-4 Shirakata, Tokai-mura, Naka-gun, Ibaraki-ken 319-1195, Japan
- Tel: +81-29-282-6098 Fax: +81-29-282-6763 Email: jrr3-uoffice@jaea.go.jp
- Website: <http://jrr3uo.jaea.go.jp/jrr3uoe/index.htm>

[Booth #7]

Frank Laboratory of Neutron Physics Joint Institute for Nuclear Research

Frank Laboratory of Neutron Physics is one of the laboratories of the Joint Institute for Nuclear Research (Dubna, Russia) that investigates the neutron as an elementary particle using various instruments, and employs the neutron as an instrument to investigate the structure and dynamics of condensed matter, including crystals and nanosystems, functional materials, complex liquids and polymers, rocks, etc. so that our findings could find application in molecular biology and pharmacology, engineering diagnostics and in other fields of science and technology.

Contact

- V. N. Shvetsov
- Joliot-Curie str. 6, Dubna, Moscow reg., Russia, 141980
- Tel: +7 49621 65657 Fax: +7 49621 65085 / Email: [shv\(at\)nf.jinr.ru](mailto:shv(at)nf.jinr.ru)
- Website: <http://flnp.jinr.ru/>

[Booth #9]**NRC "Kurchatov Institute" - PNPI**

Konstantinov Petersburg Nuclear Physics Institute of National Research Center "Kurchatov Institute" (NRC "Kurchatov Institute" - PNPI) is a multidisciplinary research center located in Gatchina, Russia (near St. Petersburg). It conducts fundamental and applied research in neutron scattering for condensed matter physics, molecular biophysics, nuclear physics as well as particle and high-energy physics. The start of the nuclear research reactor PIK with the thermal power 100 MW is scheduled for 2018.

Exhibition Materials

- Booklet "NRC "Kurchatov Institute" - PNPI" (8 pages, 100 items)
- Souvenir "Matryoshka" - 15 items.
- Souvenir Matryoshka-key ring (200 items)
- Postcards (300 items.)
- Banner (1 item.)

Contact

- Sergey Grigoriev
- 1, mkr. Orlova roshcha, Gatchina, Leningradskaya oblast, 188300, Russia
- Tel: +7(813-71) 46025, +7(813-71) 46047 Fax: +7(813-71) 46047, +7(813-71) 36025
- Email: dir@pnpi.nrcki.ru
- Website: <http://www.pnpi.spb.ru/index.html.en>

[Booth #10]**SpringerNature**

SpringerNature is a world leading research, educational and professional publisher dedicated to providing the best possible service to the whole research community. We help authors to share their discoveries; enable researchers to find, access and understand the work of others and support librarians and institutions with innovations in technology and data.

Exhibition Materials

- Books

Contact

- Annie Kang
- Room #204, 56 Waoosan-ro, Mapo-gu, 121-707, Seoul
- Tel: 02-3143-3545 Fax: 02-3142-5768 / Email: Annie.kang@springernature.com
- Website: www.springernature.com

[Booth #11]

NUBiCOM(ZI)

Zurich Instruments is a test and measurement company based in Zurich, Switzerland, developing and selling measurement instruments and delivering customer support in key markets around the world, either directly or with carefully selected partners. We are a growing, independent and founder-led company. Nubicom is the sales distributor for Zurich Instruments in S. Korea.

Exhibition Materials

- Lock-in Amplifiers, AWGs, PLLs, Boxcar Averagers, Digitizers and more up to 600 MHz

Contact

- Sang-moon Nam
- Rm#203, Daedeuk Tech-Biz Center, 593, Daedeok-daero, Yuseong-gu, Daejeon, Korea
- Tel: 82-70-7872-0712 Fax: 82-42-863-2023 / Email: smnam@nubicom.co.kr
- Website: www.nubicom.co.kr www.zhinst.com

[Booth #12]

ASK CORPORATION

We are specialized in the field of Cryogenic, Magnetics and Vacuum in universities, governmental R&D institutes, industrial laboratories and others.

Exhibition Materials

- Cryogenic Equipment, Nano Positioner at Low temperature

Contact

- Hong-Kil, Kim
- RM.#1101, Anyang Trade Center, #161, Simindae-ro, Dongan-ku, Anyang-City, Kyunggi-do 14048, Republic of Korea
- Tel: 82-31-451-5600 Fax: 82-451-5605 / Email: ask@aqskcorp.co.kr
- Website: www.askcorp.co.kr

[Booth #13]**LEYBOLD KOREA**

As a pioneer of vacuum technology, Leybold offers a wide range of vacuum components, standardized and fully customized vacuum solutions, complemented by vacuum technology accessories and instrumentation. Leybold's ability to meet highest requirements of most complex applications gives our customers the competitive edge to succeed. High duty processes in metallurgy, clean-room conditions at worldwide renowned institutes for research and development, or coating applications of minute dimensions - Leybold offers highest performance.

Exhibition Materials

- Multi-stage Roots Vacuum Pump (Model name : ECODRY plus)

Contact

- HwuiJin Han
- (3F Jellzone 2 Tower) 162, Jonguail-ro Bundang-gu, Seongnam-si, Gyeonggi-do, Korea 13558.
- Tel: 031-785-1335 , 010-4028-6602 Fax: 031-785-1357 , 031-785-1359
- Email: HwuiJin.Han@leybold.com
- Website: www.leybold.com

[Booth #14]**TAIYO KOKO**

TAIYO KOKO offers various vanadium products. The vanadium sample holder is used for neutron scattering experiments. In the vanadium sample holder with a thickness of 0.1mm, the Bragg peak derived from vanadium is very small. In addition, we developed a sample holder of same thickness made by 'Null-alloy'. We supply a lot of the sample holder to users of J-PARC in Japan every year.

Exhibition Materials

- Null Alloy sample holders in neutron scattering experiments

Contact

- Shinichi Watanabe
- 3-3-1 Marunouchi, Chiyoda-ku, Tokyo ,100-0005 Japan
- Tel: +81-3-3216-6041 Fax: +81-3-3216-6045 / Email: tokyo@taiyokoko.co.jp
- Website: <http://www.taiyokoko.co.jp/en/index.html>

[Booth #15]

YoungInST&GE-RS

Young In ST is a subsidiary of Young In Group which is the leader in serving analytical solutions in Korea. Young In ST is supplying various of solution for radiation, life science, biochemical, pharmaceutical and various of lab solution technologies. Especially, we supply radiation solutions such as gamma and alpha spectroscopy, neutron detector and alpha/beta counters and electronics.

Exhibition Materials

- He-3 Neutron Detector

Contact

- Byung Gook, Yu
- 60 Anyangcheondong-ro, Dongan-gu, Anyang-si, Gyeonggi-do
- Tel: +82-31-8033-0600 Fax: + 82-31-460-9480 / Email: bgyu@younginst.com
- Website: www.younginst.com

[Booth #16]

EDWARDS KOREA

As a world-class vacuum and abatement solution provider, Edwards Korea continues to grow with unwavering support and guidance from our customers. We have been contributing to the vitalization of the local economy through shifting state-of-the-art production systems from our UK headquarters to our Cheonan production factory. We have created local employment for nearly 600 positions. Over 70% of our partners are selected from domestic businesses. With our highly advanced facilities and vast experiences from our talents, we provide not only the best quality but also energy-efficient and environmental vacuum and abatement across semiconductor, display, LED and solar energy manufacturing equipment. Our remanufacturing centre is capable of refurbishing more than 12,000 pumps annually to the highest quality for production efficiency and cost reduction.

Exhibition Materials

- Vacuum pump, Controller, Gauge

Contact

- Monica Hyun
- 4FL Hanwon B/D, 19, Hwangsa-eul-ro 258beon-gil, Bundang-gu, Seongnam-si, Gyeonggi-do, 13595, Republic of Korea
- Tel: +82- 31-710-2242 Fax: + 82- 31-710-2224 / Email: Monica.hyun@edwardsvacuum.com
- Website: Edwardsvacuum.com

[Booth #A]**Korea Atomic Energy Research Institute**

HANARO at Korea Atomic Energy Research Institute (KAERI) offers 12 neutron beam instruments for scientific and industrial researches to enable new discoveries in basic science and industry application. Beamlines include neutron scattering, neutron imaging, and neutron activation analysis instruments to measure material structure and dynamics in atomic or nanometer scale. This facility is open to users from academia and industry.

Contact

- Daedeok-daero 989-111, Yuseong-gu, Daejeon, Korea
- Tel: +82-42-866-6115 Fax: +82-42-868-4629 / Email: useroffice@kaeri.re.kr
- Website: Hanaro4u.kaeri.re.kr

[Booth #B]**SwissNeutronics AG**

SwissNeutronics was founded in 1999 as a spin-off company of the Paul Scherrer Institut (PSI) in Villigen, Switzerland. It is organized and registered as a joint stock company according to Swiss law. The know-how developed at PSI in the design and production of supermirror coatings was made fully available to the company for commercialization. In the meantime, SwissNeutronics has developed the technique for neutron supermirror coatings continuously further, thereby establishing the highest available quality and performance. Today our products cover a wide range of neutron optics as well as the planning, design, construction, and installation of complete instruments.

Exhibition Materials

- Octagonal beam tube and general product information

Contact

- Michael Schneider
- Bruhlstrasse 28, CH-5313 Klingnau, Switzerland
- Tel: +4156 245 02 02 Fax: +41 56 245 0204 Email: tech@swissneutronics.ch
- Website: www.swissneutronics.ch

[Booth #C]

OXFORD INSTRUMENTS (KOREA OFFICE)

Oxford Instruments NanoScience designs, supplies and supports market-leading research tools that enable quantum technologies, new materials and device development in the physical sciences. Our tools support research down to the atomic scale through creation of high performance, cryogen-free low temperature and magnetic environments, based upon our core technologies in low and ultra-low temperatures, high magnetic fields and system integration, with ever-increasing levels of experimental and measurement readiness.

Exhibition Materials

- Banner
- Poster

Contact

- CHOI, JUNG HOON
- Songpa-gu, Chungmin-ro 10, Seoul, Korea
- Tel: +82-(0)2-2047-6466 Fax: +82-(0)2-2047-6464 / Email: Junghoon.choi@oxinst.com
- Website: <https://www.oxfordinstruments.com/businesses/nanotechnology/nanoscience>

[Booth #D]

QUANTUM DESIGN KOREA

Quantum Design Korea (QDK), branch office of QD Japan, is center for providing local marketing, sales and technical support of QD instruments to scientific research groups in the fields of physics, chemistry, biotechnology, materials science and nanotechnology in Korea Republic.

Exhibition Materials

- Quantum Design
- ICE oxford instruments

Contact

- Jiwon Park
- #303 dongshin Bldg., 204, Dogok-Ro, Kangnam-gu, Seoul 06272, Korea
- Tel: 82-2-2057-2710 Fax: 82-2-2057-2712 / Email: jwpark@qdkorea.com
- Website: <http://www.qdkorea.com>, <http://www.qdusa.com/>

[Booth #E]**Panasonic Corp.**

Panasonic is one of the global manufacturers of consumer electric products, but we are wishing as well to contribute to Neutron Scattering Research and Engineering World by our scientific product; “Highly Oriented Graphite” material with its features like “Uniformity”, “Homogeneity” and “Reproducibility”

Exhibition Materials

- Highly Oriented Graphite

Contact

- Toshihiro Gotoh
- 2-7 Matsuba-cho, Kadoma City, Osaka 571-8502, Japan
- Tel: +81-6-6905-4882 Fax: +81-6-6905-5362 / Email: gotoh.toshihiro@jp.panasonic.com
- Website: http://www.panasonic.com/jp/company/ppe/jigyoproduct_02_07.html

[Booth #G]**Airbus Defence and Space GmbH**

Neutron Velocity Selectors, Neutron Disk Choppers, Neutron Fermi Choppers

Exhibition Materials

- Rollups
- Advertisement

Contact

- Berno Spiegelhalter
- Claude-Dornier-Strasse, 88090 Immenstaad, Germany
- Tel: +49 7545 8 4841 Fax: +49 7545 8 2693 / Email: berno.spiegelhalter@airbus.com
- Website:

[Booth #H]

JJ X-RAY

JJ X-RAY is a Danish company that develops, designs and produces highly specialized components and assemblies for scientific X-Ray, Synchrotron Radiation and Neutron Instrumentation. We are widely known for our high precision and durable JJ X-Ray Slits and Collimators. Our standard component portfolio is constantly expanding.

Contact

- Dr. Christian Mammen
- Dr Neergaards Vej 5D, 2970 Hoersholm, Denmark
- Tel: +45 4776 3000 Fax: +49 7545 8 2693 Email: cm@jjxray.dk
- Website: www.jjxray.com

[Booth #I]

MALVERN PANALYTICAL

Malvern and PANalytical are world leading suppliers of analytical instrumentation. In 1919, Philips launched first X-ray tube and developed and grew X-ray diffraction and X-ray fluorescence systems and continue to expand our business under new name PANalytical from 2002. And Malvern's materials and biophysical characterization technology and expertise enables scientists and engineers to investigate, understand and control the properties of dispersed systems. And Both Companies were merged from 1 January 2017, The combined entity is a strong player in the materials characterization market and will be able to leverage the strengths of the individual companies in their end markets ranging from building materials to pharmaceuticals and from metals and mining to nanomaterials.

Exhibition Materials

- Particle size analyzer
- X-ray diffraction
- X-ray fluorescence systems

Contact

- HyunJung, Gu
- 7H N tower Garden, 16-6 sunae-Dong, Bundang-Gu Seongnam-City, Gyeonggi-Do, Korea
- Tel: +82-31-486-0840 Fax: +82-31-786-0950 / Email: hyunjung.gu@malvern.com
- Website: www.malvern.com/kr www.panalytical.kr

[Booth #J]**S-DH GmbH**

We manufacture supermirror neutron guides, shieldings and large area Boron10 coatings for Detectors.

Exhibition Materials

- Neutron Optics

Contact

- Harald Haese
- Hans-Bunte-Str. 8-10, 69123 Heidelberg, Germany
- Tel: 00496221739441 Fax: 06221739443 Email: haese@s-dh.de
- Website: www.neutronguide.com

[Booth #K]**Heinz Maier-Leibnitz Zentrum (MLZ)**

The Heinz Maier-Leibnitz Zentrum is a leading centre for cutting-edge research with neutrons and positrons. Operating as a user facility, the MLZ offers a unique suite of high-performance neutron scattering instruments. This cooperation involves the Technische Universität München, the Forschungszentrum Jülich and the Helmholtz-Zentrum Geesthacht. The MLZ is funded by the German Federal Ministry of Education and Research, together with the Bavarian State Ministry of Education, Science and the Arts and the partners of the cooperation.

Exhibition Materials

- Neutron Optics

Contact

- User Office
- Lichtenbergstr. 1, 85748 Garching, Germany
- Tel: ++49 (0)89 289 10794 Fax: ++49 (0)89 289 10799 / Email: useroffice@mlz-garching.de
- Website: mlz-garching.de

[Booth #M]

HTS-110 (KOREA ITS)

Based in Wellington, New Zealand, HTS-110 designs and manufactures cryogen-free High Temperature Superconducting (HTS) magnet systems. HTS-110 supplies custom instruments to the world's leading synchrotron and neutron beamlines. These instruments take full advantage of the properties of HTS wire to deliver compact cryogen-free magnets with field strengths in excess of 8 Tesla which provide researchers with next generation magnetic environments for materials characterization and analysis. Korea I. T. S. Co., Ltd. is the authorized Korean agency of HTS-110. Korea I. T. S. Co., Ltd. introduced HTS-110's products for example current lead, specialized magnets and NMR.

Exhibition Materials

- Banners
- Brochures
- PC screen for HTS-110's current lead, magnets, and NMR.

Contact

- Taotao Huang (민정환)
- 1B Quadrant Drive, Lower Hutt, 5010, New Zealand
(서울시 송파구 백제고분로 101 서일빌딩 4층)
- Tel: 0064 4 5708880 (+82-2421-4022) Fax: 0064 3 4880657(+82-2-421-9022)
Email: t.huang@hts-110.com (kits@koreaits.com)
- Website: HTS-110.com (www.koreaits.com)

[Booth #N]

Huber Diffractionstechnik

Huber is a leading supplier for high precision positioning systems and equipment for X-ray and Neutron scattering. For more than 50 years Huber is designing and manufacturing equipment for X-ray labs, synchrotron- and neutron facilities ranging from standard components to highly complex customized multi-axes systems for micro- and nano-positioning. Huber's large product range can be tailored to specific requirements to suit all applications, no matter if it is in vacuum environment, exposed to high radiation or has to be operated in high magnetic fields.

Exhibition Materials

- Display
- Positioning stages
- Brochures

Contact

- Norman Huber
- Sommerstrasse 4, 83253 Rimsting, Germany
- Tel: +49-(0)8051 6878 0 Fax: +49-(0)8051 6878 10 / Email: norman@xhuber.com
- Website: www.xhuber.com

[Booth #0]**R-DEC Co., Ltd.**

We are proud of having contributed to the world of research and development with our state-of-art technology and products such as Neo Dry pumps, DRYFORCE, and RHEED. Kashiya Neo Dry pumps are handy, air cooled, and low-maintenance dry pumps. The DRYFORCE pumping units provide clean and powerful pumping by combination of a turbo pump and dry roots pump. Our RHEED is durable, stable and reliable with a very bright beam spot.

Exhibition Materials

- DRY PUMP
- DRYFORCE
- RHEED
- VACUUM EQUIPMENT
- COMPONENTS

Contact

- Mr. Kenji, Kurihara
- 1-16-10 Ninomiya, Tsukuba, Ibaraki, 305-0051 Japan
- Tel: +81-29-858-0211 Fax: +81-29-855-9877 / Email: kuri@rdec.co.jp
- Website: <http://www.rdec.co.jp>

Author Index

A

A., Gasteiger Hubert	TuF2-2	Ajito, Satoshi	MoP 59
Abad, Estefania	MoB2-3	Ajito, Satoshi	MoP 67
Abbas, Sohrab	MoP 11	Akatsu, Mitsuhiro	ThA1-2
Abdur, Rahim	MoP 103	Aken, Katherine Van	WeF2-6
Abe, Jun	MoP 102	Akhir, Muzakkiy Putra Muhammad	WeP 102
Abe, Yutaka	WeP 98	Akiba, Hiroshi	WeF1-4
Abernathy, D	TuA1-5	Akiba, Hiroshi	TuP 122
Abernathy, Doug	ThC1-1	Akihiro, Ohira	ThD1-6
Achary, S. N.	TuP 117	Akimitsu, J.	TuA1-3
Achary, S. N.	TuP 116	Akutsu, Kazuhiro	WeC2-4
Aczel, A. A.	WeC1-2	Akutsu, Kazuhiro	MoP 73
Aczel, Adam	MoA1-5	Akutsu, Kazuhiro	TuP 99
Adlmann, Franz	TuD1-3	Albrecht, Manfred	MoC2-3
Adlmann, Franz	WeP 45	Alekseev, Andrey	WeP 53
Adlmann, Franz A.	WeB1-5	Alekseev, Pavel	WeP 53
Adroja, Devashibhai	TuA1-6	Alexiou, Christoph	TuD2-5
Adroja, Devashibhai	TuP 30	Alhabeb, Mohamed	WeF2-6
Aeppli, Gabriel	MoA2-4	Aller, Pierre	MoE1-4
Afanasiev, S. V.	MoP 129	Allgaier, Jürgen	TuD1-2
Affleck, John	WeP 25	Allibon, John	WeP 57
Agamalian, Mikhail	WeE2-6	Almasy, Laszlo	MoP 81
Aguettaz, Olivier	WeP 67	Almasy, Laszlo	MoP 89
Aguilar, Adrian	WeP 81	Almdal, Kristoffer	TuD1-1
Aguilar, Jorge	MoB2-3	Almomani, Saed	WeP 90
Aguilar, Jorge	WeP 81	Almomani, Saed	WeP 95
Ahart, Muhtar	TuA2-3	Altynbaev, Evgeny	ThC2-4
Ahlburg, Jakob V.	TuP 132	Alvarez, Miguel Vicente	MoB1-4
Ahlburg, Jakob Voldum	TuP 104	Amato, A.	TuP 103
Ahn, Donghwan	MoP 103	Ambaye, H.	TuP 98
Ahn, Hyungju	MoP 101	Aminov, Telman	TuP 93
Ahn, Seonghyeon	ThD2-1	Amir, Syed Mohd	MoC2-8
Ahn, Seonghyeon	WeP 127	An, Gyu Baek	ThE1-3
Ahn, Suk-kyun	MoD2-5	An, Ke	TuC2-2
Ahn, Suk-kyun	MoP 42	An, Ke	MoP 87
Aizawa, Kazuya	MoP 102	Anastasopoulos, Michail	ThB1-1
		Andersen, Brian M.	TuA2-1

BAEK, HANI	WeP 117	Bartkowiak, Marek	WeP 120
Baggemann, J.	TuB1-3	Bartkowiak, Marek	WeP 121
Baggemann, Johannes	WeP 21	Basran, Jaswir	MoE1-4
Baggemann, Johannes	WeP 31	Bastien, Gael	ThC1-5
Bahadur, Jitendra	ThF2-6	Basu, S.	TuP 72
Bahn, Emanuel	TuP 111	Basu, Saibal	MoC1-2
Baik, Y.	WeP 2	Batista, C. D.	ThC1-3
Baik, Y.	WeP 3	Batista, C. D.	TuP 1
Baines, Christopher	ThA1-1	Battacharya, Debarati	MoC1-2
Bakai, Oleksandr	MoP 91	Bauer, Andreas	WeA2-6
Bakai, Sergiy	MoP 91	Bauer, Andreas	ThC2-9
Bakedano, Gorka	WeP 81	Bauer, E. D.	ThC1-3
Bakke, Anders	TuA2-1	Bauer, Eric	ThC1-1
Balagurov, A.M.	TuP 21	Bayer, Sebastian	MoD2-6
Balagurov, Anatoly	ThF2-3	Beaucour, Jerome	WeP 4
Balakrishnan, Geetha	TuP 95	Beaucour, Jerome	WeP 5
Baldwin, J. Kevin	MoP 86	Becker, Hans-Werner	ThB1-3
Ballauff, Matthias	TuF1-1	Begum, S.N. Suraiya	MoP 15
Balliana, Eleonora	TuP 5	Begum, S.N. Suraiya	MoP 39
Ballone, Pietro	WeD2-3	Behal, David	TuA2-3
Ballone, Pietro	MoP 6	Belo, Ezequiel	ThD1-2
Ballone, Pietro	MoP 48	Belushkin, Alexander	TuP 88
Ballou, Rafik	WeC1-3	Bender, P.	TuP 85
Balog, Sandor	TuP 121	Bendix, Jesper	TuP 101
Balz, Christian	ThA1-1	Benedetto, Antonio	WeD2-3
Bang, Joona	ThD2-3	Benedetto, Antonio	MoP 6
BANG, Joona	MoP 35	Benedetto, Antonio	MoP 48
Bang, Joona	MoP 36	Benedetto, Antonio	WeP 22
Bannenber, L.J.	ThC2-2	Benetti, Ana R.	MoP 1
Bannenber, L.J.	TuP 100	Bengtsson, Eva	MoP 52
Bannenber, Lars	TuP 79	Benka, Georg	TuP 82
Barauskas, Justas	TuE1-2	BERA, A. K.	ThA2-6
Barker, Rob	WeB1-1	Beran, Premysl	TuB2-5
Barker, Rob	WeP 107	Beran, Premysl	MoP 84
Barquín, L. Fernández	TuP 85	Beran, Přemysl	WeP 46
Barsoum, Michel W.	MoC2-7	Berdnikov, A.Ya.	MoP 124
Bartkowiak, Maciej	WeB2-4	Berdnikov, Ya.A.	MoP 124
Bartkowiak, Marek	ThC1-5	Berdnikov, Ya.A.	MoP 125
Bartkowiak, Marek	WeP 16	Berg, Marcella C.	MoP 1
Bartkowiak, Marek	WeP 76	Berger, Helmuth	ThA1-7

Berger, Helmut	TuP 43	Birgeneau, Robert	TuA1-1
Berger, Ruediger	MoP 29	Birk, Jonas	WeE2-5
Bergmann, Ryan M.	WeP 76	Birk, Jonas	ThC1-5
Berke, Barbara	MoD1-3	Birk, Jonas O.	TuA2-1
Bermejo, F Javier	WeP 81	Birk, Jonas O.	ThA2-7
Bertelsen, Mads	MoB2-7	Birk, Jonas O.	TuP 105
Bertelsen, Mads	MoF1-3	Birk, Jonas O.	WeP 16
Bertelsen, Mads	TuA2-1	Birk, Jonas O.	WeP 76
Bertelsen, Mads	TuP 16	Birk, Jonas O.	WeP 86
Bertelsen, Mads	WeP 80	Birk, Jonas Okkels	MoB2-7
Bertelsen, Mads	WeP 86	Birk, Jonas Okkels	WeP 83
BERTHIER, Claude	ThA2-3	Birumachi, Atsushi	WeP 97
Bertin, Alexandre	MoB2-8	Biswas, R.	TuP 119
Bertin, François	WeP 5	Blackburn, Elizabeth	WeB1-2
Bertoldo, Monica	MoD1-4	Blakeley, Matthew	MoE1-4
Beßler, Yannick	WeP 21	Blakeley, Matthew	MoP 50
Beßler, Yannick	WeP 31	Blankenburg, Malte	MoE2-8
Bewley, R. I.	ThC1-3	Blanter, M. S.	TuP 29
Bewley, R. I.	WeP 65	Bleif, Hans-Jürgen	WeP 63
Bewley, Rob	WeP 20	Bliersbach, Andreas	WeB1-5
Bewley, Robert	MoB2-2	Bobrikov, Ivan	ThF2-3
Bewley, Robert	TuP 17	Boehler, Reinhard	WeB2-2
Bewley, Robert	WeP 18	Boehm, Martin	MoA1-2
Beyerlein, Irene	MoP 86	Boehm, Martin	MoB2-9
Bhat, Swetha S M	TuP 127	Boehm, Martin	ThA2-2
Bhosale, Dnyaneshwar	TuP 125	BOEHM, Martin	ThA2-3
Bhowmik, Debsindhu	MoE2-7	Boehm, Martin	ThC1-6
Bhowmik, Debsindhu	MoP 46	Boehm, Martin	TuP 15
Bhowmik, Debsindhu	MoP 47	Boehm, Martin	TuP 16
Bianchi, Andrea D.	ThA2-5	Bogart, L. K.	TuP 85
Bießmann, Lorenz	TuF1-3	Bogdanov, S. G.	WeP 3
Bießmann, Lorenz	ThD2-8	Bogdanov, S. G.	MoP 60
BIGAULT, Thierry	ThB1-6	Bogdanov, Savva	WeA2-4
Bilheux, Hassina	TuC2-2	Böhm, Martin	TuP 37
Bilheux, Jean	TuC2-2	Böhm, Sarah	WeP 21
Bingöl, Kendal	WeP 56	Böhm, Sarah	WeP 31
Biniskos, Nikolaos	TuP 112	Bollhalder, Alex	WeP 76
Biniskos, Nikolaos	TuP 113	Bolotina, Nadezhda	TuP 24
Birch, Jens	ThB1-1	Bonacic, Nives	WeA2-6
Bird, Mark	WeB2-4	Böni, Peter	MoA1-4

Böni, Peter	MoC1-4	Brok, Erik	MoF2-6
Böni, Peter	MoC2-3	Bronova, A.	TuP 7
Böni, Peter	MoC2-6	Brouet, Véronique	ThA1-6
Böni, Peter	ThC2-9	Brown, Daniel	ThB2-4
Böni, Peter	TuP 3	Brown, Katherine	WeP 29
Böni, Peter	TuP 78	Browning, Jim	WeP 112
Böni, Peter	WeP 33	Browning, Kathryn	TuE2-1
Böni, Peter	WeP 48	Brückel, Th.	TuB1-3
Böni, Peter	WeP 64	Brückel, Thomas	MoB2-8
Böni, Peter	WeP 113	Brückel, Thomas	TuD2-5
Bonville, Pierre	TuP 84	Brückel, Thomas	WeF2-3
Booth, N.	MoF1-2	Brückel, Thomas	TuP 13
Booth, Norman	ThC2-6	Brückel, Thomas	TuP 70
Boothroyd, A. T.	TuA2-2	Brückel, Thomas	TuP 112
Bordallo, Heloisa	ThD1-2	Brückel, Thomas	WeP 10
Bordallo, Heloisa N	MoB2-3	Brückel, Thomas	WeP 19
Bordallo, Heloisa N.	MoP 1	Brückel, Thomas	WeP 21
Borger, Anine	TuD1-1	Brückel, Thomas	WeP 31
Borisov, Yu.V.	MoP 124	Brückel, Thomas	WeP 35
Borisova, P. A.	TuP 29	Brückel, Thomas	WeP 43
Borisova, P.A.	MoP 60	Brueckel, Thomas	TuP 113
Borisova, Polina	MoP 99	Brun, Anton Le	MoP 49
Borisova, Polina	TuP 93	Brun, Anton Le	WeP 25
Boudou, Caroline	MoF2-1	Bryant, Gary	TuE2-2
Bourges, Philippe	MoA1-1	Bücherl, Thomas	MoP 114
Bourges, Philippe	MoB2-7	Buchert, Guido	MoB2-1
Bourges, Philippe	ThA1-6	Buchold, Philipp	TuD1-4
Braden, M.	TuA1-3	Buffet, Jean-Claude	ThB1-1
Braginetz, Yu.P	MoP 124	Buffet, Jean-Claude	ThB1-4
Braginetz, Yu.P.	MoP 125	Bulavin, Maksim	MoP 129
Brandl, Georg	TuB2-6	Burankova, Tatsiana	TuF1-5
Brandl, Georg	WeP 43	Burankova, Tatsiana	WeD2-4
Braun, Larissa	MoD1-5	Burankova, Tatsiana	MoP 57
Brazhkin, V. V.	TuP 29	Buratti, Elena	MoD1-4
Bressel, Katharina	MoD2-6	Burca, Genoveva	ThB2-3
Brewer, J.H.	TuP 103	Burle, Jan	WeB1-4
Brewer, Jess	TuP 28	Burle, Jan	WeP 115
Breholm, Collin	WeB2-3	Burmester, Jörg	ThB1-3
Broholm, Collin	WeC1-4	Burn, Paul	ThD2-5
Brok, Erik	MoC1-6	Busch, Sebastian	WeP 49

Busch, Sebastian	WeP 99
Butch, Nick	ThA1-4
Buts, Alex	ThC1-7
Butzek, Michael	WeP 21
Butzek, Michael	WeP 31
Bytchkov, Aleksei	WeP 123

C

Cadogan, Sean	TuP 41
Cagnes, Marina	MoP 73
Cai, Xiangzhou	WeP 12
Cai, Xiao Xiao	MoF1-4
Calder, S.	WeC1-2
CALZAVARA, Yoann	ThE2-5
Cameron, A. S.	ThC1-2
Campbell, Richard	MoD1-5
Campo, Javier	TuA2-5
Campo, Liliana de	MoD2-2
Campo, Liliana de	TuE2-5
Campo, Liliana de	WeE2-3
Campo, Liliana de	ThD1-3
Campo, Liliana de	MoP 2
Campo, Liliana de	WeP 24
CANALS, Benjamin	ThA2-3
Cantargi, F.	MoP 118
Cantargi, Florencia	MoB1-4
Cao, H. B.	TuP 1
Cao, Huibo	TuA1-1
Cao, Huibo	WeA2-1
Cao, Huibo	TuP 68
Cao, Shixun	TuA2-4
Cao, Yiming	TuA2-4
Capstick, Matthew	WeP 30
Cardenas, Marite	TuE2-1
Cardenas, Marite	MoP 52
Cárdenas, Marité	MoP 69
Cardozo, Juan Francisco Mora	WeD2-4
Cardozo, Juan Francisco Mora	MoP 6
Carlsen, Henrik H.	WeP 68

Carpenter, Jack	WeE2-6
Carrillo, Jan-Michael	MoD2-5
Carrillo, Jan-Michael Y.	MoP 42
Casadei, Cecilia	MoE1-4
Casati, Nicola	ThA1-3
Casati, Nicola	ThA2-2
Caspi, Elad	TuP 60
Caspi, El'ad N.	MoC2-7
Castellanos, Maria Monica	MoD2-3
Castle, Toen	MoD2-2
Cathelin, Vadim	WeC1-3
Cattaruzza, Elti	TuP 5
Causer, G. L.	MoC2-5
Ceretti, Monica	TuP 19
Cermak, Petr	MoB2-8
Cermak, Petr	WeP 122
Čermák, Petr	WeP 58
Chaboussant, Gregory	ThC2-4
Chaboussant, Grégory	TuP 79
Chaboussant, Grégory	TuP 84
Chae, Hobyung	MoP 87
Chae, K-W	MoP 92
Chai, Yisheng	TuP 68
Chakoumakos, Bryan	TuB2-4
Chakoumakos, Bryan C.	TuP 68
Chakrabarti, Bismayan	ThC1-1
Chamritski, Vadim	WeB1-3
Chang, Chia-Chin	ThF2-4
Chang, Hun	TuP 39
Chang, Hun	TuP 46
Chang, Hun	TuP 48
Chang, Hun	TuP 69
Chang, L.-J	ThA1-5
Channuie, Jatechan	WeP 103
Chaplot, S. L.	WeA1-5
Chaplot, S. L.	TuP 115
Chaplot, S.L.	TuP 116
Chaplot, Samarath Lal	WeA1-3
Chaplot, Samrath Lal	TuP 81
Chaplot, Samrath Lal	TuP 117

Chapon, Laurent	MoC1-3	Cho, Sang Jin	ThF1-2
Chapon, Laurent	TuA2-5	Cho, Sang Jin	WeP 7
Chapon, Laurent	ThC2-8	Cho, Sang Jin	WeP 128
Chapon, Laurent	WeP 57	Cho, Seungwan	MoP 42
Chapon, Laurent C.	WeC1-3	Cho, Yong-Sub	WeP 101
Char, Kookheon	MoP 29	Choi, Chungryong	ThD2-1
Char, Kookheon	MoP 30	Choi, Chungryong	WeP 126
Chathoth, Suresh M.	TuP 27	Choi, Chungryong	WeP 127
Chathoth, Suresh Mavila	TuD1-5	Choi, H.-C.	TuP 98
Chen, Bo	MoP 89	Choi, Jun Shik	MoP 62
Chen, Bo	WeP 15	Choi, Ki-In	WeD1-4
Chen, Changjiu	TuD1-5	Choi, Ki-In	TuP 106
Chen, Changjiu	TuP 27	Choi, Kwang-Yong	WeC1-1
Chen, Chunguang	WeF2-3	Choi, Myung Chul	MoE2-1
Chen, Dongfeng	TuB1-6	Choi, Myung Chul	MoP 68
Chen, Dongfeng	WeP 73	Choi, Seungkyu	TuP 130
Chen, Jie	WeP 44	Choi, Shi-Hoon	MoP 93
Chen, Jingen	WeP 12	Choi, Shi-Hoon	WeP 1
Chen, Mingtao	WeP 112	Choi, Shi-Hoon	WeP 67
Chen, Wangchun	WeB2-3	Choi, Shi-Hoon	WeP 129
Chen, Xiping	WeP 15	Choi, Soohyung	MoP 36
Chen, Y.	ThF2-8	Choi, Soo-Hyung	TuP 33
Chen, Youxing	MoP 86	Choi, Sung-Min	MoD2-8
Cheng, J.-G.	ThC2-3	Choi, Sung-Min	MoP 33
Cheng, Yongqiang	WeB2-2	Choi, Sung-Min	MoP 34
Cheong, S.-W.	ThA2-8	Choi, Sung-Min	MoP 43
Cheong, S.-W.	TuP 103	Choi, Sung-Min	MoP 97
Cheong, Sang-Wook	ThC2-8	Choi, Sung-Min	MoP 130
Cheong, S-W	TuP 12	Choi, Y.N.	MoP 92
Chevigny, Chloé	MoP 5	Choi, Yong	MoP 60
Chevrier, Michèle	ThF2-7	Choi, Yong	WeP 2
Chi, S.	ThC2-3	Choi, Yong	WeP 3
Chi, Songxue	TuA1-1	Choi, Yong	WeP 6
Chiang, Wei-Shan	WeF1-2	Choi, Yong Nam	ThF2-5
Chiba, Kaori	TuP 18	Choi, Yong Nam	TuP 126
Chin, Shin-Liang	MoC2-4	Choi, Yoon Suk	MoF2-5
Cho, Deok-Yong	TuP 25	Choudhury, Rajul R.	TuP 22
Cho, Hwanbeom	TuP 52	Chow, K.H.	TuP 103
Cho, In Hwa	ThF2-5	Chow, Kim	TuP 28
Cho, Ki-Sub	WeE1-3	Christensen, Erik Dreier	ThA2-2

D'ADAM, Tim	WeP 9	Demé, Bruno	MoE1-3
Daemen, L. L.	TuP 61	Demé, Bruno	TuE2-2
Daemen, Luke L.	WeB2-2	Demé, Bruno	WeP 8
Dahl, Anders Bjorholm	MoP 75	Demirdiř, Sultan	WeP 58
Dai, Pengcheng	MoA2-5	Demirel, Melik	MoP 55
Dai, Pengcheng	TuA1-2	Dencher, Norbert A.	MoP 57
Dai, Pengcheng	TuA1-4	Deng, Guochu	TuA1-6
Dai, Pengcheng	TuA1-6	Deng, Guochu	TuA2-4
Dalgliesh, R.	TuP 100	Deng, Guochu	WeP 55
Dalgliesh, R.M.	ThC2-2	Denninger, Andrew R.	MoE1-3
Dalgliesh, Rob	TuP 79	Dennison, Andrew	WeP 32
Damay, Franoise	WeC1-3	Desch, Klaus	ThB1-5
Damay, Franoise	TuP 84	Désert, Sylvain	WeP 13
Damian, J. I. Marquez	MoP 118	Désilets-Benoit, Alexandre	ThA2-5
Danilkin, Sergey	TuA1-6	Deutsch, Maxime	TuP 84
Danilov, D.L.	WeF2-3	Devishvili, Anton	WeP 45
Darmann, Frank	WeP 72	Devishvili, Anton	WeP 67
Darwish, Tamim	MoE1-5	Devonport, Mark	WeP 18
Darwish, Tamim	TuE2-2	Devos, Juliette	MoE1-4
Darwish, Tamim	WeB2-5	Dewhurst, C.	ThC2-2
Darwish, Tamim	ThD2-5	Dewhurst, C.D.	TuP 100
Darwish, Tamim	MoP 70	Dewhurst, Charles	MoB1-1
Darwish, Tamim A.	MoP 73	Dewhurst, Charles	MoP 106
Das, Amitabh	TuP 86	Dewhurst, Charles	TuP 38
Das, Pinaki	ThC1-1	Dewhurst, Charles	WeP 41
Das, Pinaki	ThC1-3	Dhindsa, Gurpreet	MoE2-7
Daske, Annette	MoB2-1	Dian, Eszter	ThB1-1
David, Hess	MoE2-2	Didier, Luc	WeP 32
Davidson, G.	MoF1-2	Din, Muhamad Faiz	TuP 108
Davison, Gene	TuA2-4	Disch, Sabrina	MoC1-5
Deamer, David	MoP 56	Dissanayake, S. E.	ThC2-3
Decarpentrie, Philippe	WeP 57	Do, Changwoo	MoD2-5
Deen, Pascale	ThB1-1	Do, Changwoo	MoP 24
Deen, Pascale	TuP 17	Do, Changwoo	MoP 42
Deen, Pascale P	MoC1-6	Do, Seung-Hwan	WeC1-1
Deen, Pascale P.	TuA2-1	Doan, Huan	MoP 83
Dehoff, Ryan	TuC2-2	Doerge, P.	TuB1-3
Deledda, Stefano	MoB1-5	Doerge, Paul Emmanuel	WeP 21
Delhom, Robin	MoP 70	Doerge, Paul-Emmanuel	WeP 31
Delley, Bernard	ThA2-5	Döge, Stefan	ThE2-3

F			
Fabelo, Oscar	TuA2-5	Fernandez-Alonso, Felix	WeP 30
FABREGES, Xavier	WeE2-1	Fernandez-Baca, Jaime	TuB2-4
Fak, B.	TuP 7	Fernandez-Baca, Jaime	WeA2-1
Fak, Bjorn	WeC1-3	Fernandez-Baca, Jaime A.	WeP 104
Falus, P.	ThC2-2	Fernández-Díaz, M. T.	TuP 85
Falus, P.	TuP 100	Fernández-Pacheco, Amalio	MoC2-4
Falus, Peter	MoB2-4	Feygenson, M.	ThF2-8
Falus, Peter	TuD1-3	Feygenson, Mikhail	TuB2-3
Fang, Haiping	MoD2-4	Feygenson, Mikhail	TuP 127
Fang, Leiming	WeP 15	Fichou, Yann	MoE1-1
Fang, Yanan	MoP 83	Fiebig, Manfred	MoC1-3
Farago, Bela	MoB2-4	Fielding, Alistair	MoE1-4
Faraone, Antonio	WeD1-3	Filarowski, Aleksander	TuP 26
Farhi, Emmanuel	ThB2-2	Filges, Uwe	WeE2-1
FAURE, Quentin	ThA2-3	Filges, Uwe	WeP 16
Fedorov, V.V.	MoP 124	Filges, Uwe	WeP 33
Fedorov, V.V.	MoP 125	FILHOL, Alain	ThE2-5
Fedrigo, Anna	TuC2-4	FILHOL, Alain	WeP 122
Fedrigo, Anna	MoP 75	FILHOL, Alain	WeP 123
Fee, Mike	WeB1-3	Filonenko, V. P.	TuP 29
Feng, Erxi	TuP 13	Firestone, Millicent	TuE1-3
Feng, Erxi	TuP 55	Fisher, Jonathan	WeB1-4
Feng, Hao	WeP 104	Fisher, Jonathan	WeP 115
Feng, Yu	TuA1-1	Fitzsimmons, M. R.	TuP 98
Fennel, Tom	TuP 101	Florea, Ovidiu	TuP 17
Fennell, Amy	TuA2-1	Fluitt, Aaron	MoE2-3
Fennell, Amy	ThA2-5	Fobes, David M.	ThC1-3
Fennell, Tom	ThA2-2	Fock, J.	TuP 85
Fenske, Jochen	TuB2-5	Folkers, Laura	TuP 37
Fenske, Jochen	ThB1-3	Fomicheva, Ludmila N.	TuP 84
Fenske, Jochen	WeP 46	Forgan, Ted	WeB1-2
Feoktystov, Artem	TuD2-5	Forsyth, Trevor	MoE2-2
Feoktystov, Artem	MoP 91	Forsyth, Trevor	TuE2-1
Feoktystov, Artem	TuP 13	Forsyth, Trevor	MoP 69
Feoktystov, Artem	WeP 43	Forsyth, Trevor	TuP 118
Feoktystov, Artem	WeP 58	Fouquet, Peter	MoB2-4
Fernandez-Alonso, Felix	WeE1-5	Fouquet, Peter	TuP 111
Fernandez-Alonso, Felix	MoP 121	Fournel, Frank	WeP 5
		Fragneto, Giovanna	MoE2-3
		FRAGNETO, Giovanna	TuE1-4

Garvey, Christopher J.	TuE2-2	Gilles, Ralph	MoP 84
Garvey, Christopher J.	MoP 2	Gilles, Ralph	WeP 99
Garvey, Christopher J.	WeP 26	Jimenez-Pinto, V.	TuD2-4
Gasser, Urs	TuP 121	Giroud, Benjamin	WeP 4
Gaudet, Jonathan	ThA1-4	Giroud, Benjamin	WeP 29
Gaulin, B.D.	WeC1-2	Glaum, R.	TuP 7
Gaulin, Bruce	ThA1-4	Glazkov, V.	MoP 127
Gauthier, Nicolas	TuA2-4	Glazkov, V.	MoP 128
Gauthier, Nicolas	ThA2-5	Glazkov, V.	TuP 63
Gavilán, H.	TuP 85	Glazkov, V. P.	MoB1-2
Gavilano, Jorge	ThC1-5	Glazkov, V.P.	TuP 21
Gawlitza, Kornelia	MoP 19	Glazkov, Victor	MoP 99
Ge, L.	TuP 1	Glazkov, Victor	MoP 105
Geltenbort, Peter	ThE2-3	Glazkov, Victor	TuP 93
Gentile, Thomas	WeB2-3	GOEL, PRABHATASREE	TuP 117
Gentle, Ian	ThD2-5	Gogotsi, Yury	WeF2-6
Georgii, Robert	MoC2-7	Goko, T.	TuP 103
Georgii, Robert	TuE2-2	Goko, Tatsuo	MoA1-2
Georgii, Robert	WeA2-3	Golden, Emily	MoP 50
Georgii, Robert	WeA2-6	Goldman, Alan	TuA1-5
Georgii, Robert	ThC2-9	Gong, Dongliang	TuA1-6
Georgii, Robert	WeP 58	Gong, Jian	MoB1-3
Georgii, Robert	WeP 113	Gong, Wu	MoP 116
Gerelli, Yuri	MoE2-3	González-Alonso, D.	TuP 85
GERELLI, Yuri	TuE1-4	Goodwin, Andrew	WeA1-3
Gerischer, Sebastian	WeB2-4	Gorini, Giuseppe	WeP 30
Gerischer, Sebastian	WeB1-2	Goto, Makoto	MoP 107
Gharghour, Michael A.	MoP 88	Gouchi, J.	ThC2-3
Ghimire, N. J.	ThC1-3	Goukasov, Arsen	WeE2-1
GIAMARCHI, Thierry	ThA2-3	Gourhant, Olivier	WeP 5
Gibmeier, Jens	MoP 95	Gradzielski, Michael	MoD2-6
Gibmeier, Jens	MoP 98	Gradzielski, Michael	TuD1-4
Gilbert, Dustin A	MoC2-1	Graf, Dieter	WeP 16
Gilbert, Elliot	MoE1-5	Graf, Dieter	WeP 76
Gilbert, Elliot	MoP 4	Graf, Werner	MoB2-1
Gilbert, Elliot P.	ThC2-6	Granada, J.R.	MoP 118
Gilbert, Elliot P.	WeP 26	Granada, Rolando	MoB1-4
Gilbert, Elliot Paul	MoP 17	Granados, Cecilia	TuP 104
Gilder, Stuart	TuP 82	Granados-Miralles, Cecilia	TuP 120
Gilles, Ralph	TuF2-2	Granados-Miralles, Cecilia	TuP 132

Haberl, Bianca	WeB2-2	Hansen, Ursula	ThA2-7
Habicht, Klaus	WeP 63	Hansen, Ursula	TuP 101
Haeck, Wim	MoP 123	Hansen, Ursula	WeP 80
Haertlein, Michael	MoE2-2	Hansen, Ursula B.	TuA2-1
Haertlein, Michael	TuE2-1	Hansen, Ursula B.	ThA2-2
Haertlein, Michael	MoP 69	Hansen, Ursula B.	TuP 35
Haertlein, Michael	TuP 118	Hansen, Ursula B.	TuP 105
Haese, Martin	MoC2-6	Hanslik, Romuald	WeP 13
Haese, Martin	ThB1-3	Hanslik, Romuald	WeP 43
Haese, Martin	WeP 48	Hao, Lijie	TuA1-2
Haese, Martin	WeP 64	Hao, Yiqing	TuA1-1
Hag, Leonie van 't	TuE2-5	Harada, M.	TuP 103
Hagita, Katsumi	MoP 94	Harada, Masahide	WeP 28
Haku, T	ThA1-5	Harada, Masashi	MoF2-4
Halcrow, Will	ThB2-3	Harada, Masashi	TuP 92
HALDER, SAYANTAN	ThD1-4	Harbott, Peter	WeE2-1
Hallas, Alannah	ThA1-4	Harjo, Stefanus	WeE1-4
Hall-Wilton, Richard	ThB1-1	Harjo, Stefanus	MoP 102
Hall-Wilton, Richard	ThB1-3	Harjo, Stefanus	MoP 108
Hall-Wilton, Richard John	MoF1-4	Harriger, L. W.	ThC1-3
Hama, Takayuki	MoP 85	Harris, A. Brooks	TuP 43
Hamilton, E.	TuA2-2	Harti, Ralph	WeC2-5
Han, Hyeon-Dong	MoP 77	Harujo, Stefanus	MoP 90
Han, Jianlong	WeP 12	Hasegawa, Shin	TuP 124
Han, Sung Hyun	WeP 126	Hashiguchi, Takao	MoP 107
Han, Wenze	WeP 73	Hashiguchi, Takao	WeP 28
Han, Y.S.	WeP 2	Hashimoto, Naoki	TuP 122
HAN, Young Soo	MoP 35	Haslbeck, Franz	TuP 2
Han, Youngkyu	MoP 42	Haslbeck, Franz	TuP 3
Han, Young-Soo	MoD2-7	Hassager, Ole	TuD1-1
Han, Young-Soo	ThF1-2	Hassan, Taufique	WeB2-3
Han, Young-Soo	MoP 100	Hatnean, Monica Ciomaga	TuP 95
Hanashima, Takayasu	MoP 74	Hauback, Bjørn	WeE2-5
Hanashima, Takayasu	TuP 18	Hauback, Bjørn C.	MoB1-5
Hanashima, Takayasu	TuP 99	Hauke, Marco	TuP 78
Hanashima, Takayasu	WeP 118	Haule, Kristjan	ThC1-1
Hanasima, Takayasu	TuP 66	Hauß, Thomas	TuE2-2
Hanley, Howard J. M.	MoP 2	Hauß, Thomas	MoP 57
Hansen, Henriette Wase	WeD2-5	Häußler, Wolfgang	TuP 3
Hansen, Steen	MoP 53	Hawai, Takafumi	TuP 54

Hawai, Takafumi	TuP 56	Herrnberger, Alexander	MoC2-6
Hawai, Takafumi	TuP 57	Herrnberger, Alexander	WeP 64
Hayashida, Hirotooshi	WeC2-1	Herwig, Kenneth	ThB1-1
Hayashida, Hirotooshi	MoP 108	Hester, Gavin	TuF1-4
Hayashida, Hirotooshi	MoP 110	Hester, James	WeP 70
Hayashida, Hirotooshi	MoP 111	Hetmańczyk, ukasz	TuP 26
Hayashida, Shohei	TuP 49	Heuer, Anwen Krause	WeB2-5
Hayden, Steven	TuE1-3	Hevroni, Rafael	TuP 60
He, J. Q.	ThF2-8	Heybrock, Simon	MoF1-5
He, Lunhua	WeF2-4	Hiess, Arno	WeP 109
He, Lunhua	WeP 44	Hiess, Arno	WeP 110
Heenan, Richard K.	WeP 94	Higashi, Daiki	ThC2-6
Heerden, Rudolph van	WeP 84	Higashinaka, Ryuji	TuP 51
Heerden, Rudolph van	WeP 87	Higemoto, Wataru	TuP 39
HEESUNG, JEONG	TuP 135	Higemoto, Wataru	TuP 46
Heger, Gernot	MoP 71	Higuera, Isaak Lopez	ThB1-1
Heinemann, Andre	ThC2-4	Hino, Masahiro	MoB2-6
Heinemann, Andre	WeP 49	Hino, Masahiro	WeE2-4
Heitmann, Tom	TuF1-4	Hino, Masahiro	ThB2-6
Held, Rainer	MoC1-4	Hino, Masahiro	MoP 31
Helgesen, Geir	MoB1-5	Hino, Masahiro	WeP 36
Helgesen, Geir	TuP 110	Hintermair, Ulrich	MoP 83
Heller, William	MoD1-2	Hirai, Mitsuhiko	MoP 59
Heller, William T.	MoP 24	Hirai, Mitsuhiko	MoP 67
Hellhammer, Rolf	MoB2-1	Hiraka, Haruhiro	WeA2-2
Hellsing, Maja	ThB1-7	Hiraka, Haruhiro	TuP 42
Hellsing, Maja	TuP 118	Hirata, Toyoaki	MoP 38
Hellsing, Maja S.	TuD2-3	Hiroi, Kosuke	WeC2-1
Hempelmann, Rolf	WeD2-1	Hiroi, Kosuke	MoP 108
Henrich, Frielinghaus	ThD1-6	Hiroi, Kosuke	MoP 110
Heo, Tae-Young	TuP 33	Hiroi, Kosuke	MoP 111
Heo, Yoon-Uk	MoP 93	Hiroi, Zenji	ThA1-3
Her, Yoon	TuP 131	Hiroki, Akihiro	TuP 124
Herck, Walter Van	WeB1-4	Hirosawa, Kazu	MoP 4
Herck, Walter Van	WeP 115	Hirosawa, Kazu	MoP 17
Heroux, Luke	WeE2-6	Hirst, Christopher	TuE1-2
Herranz, Iñigo	MoB2-3	Hitti, B.	TuP 103
Herranz, Iñigo	WeP 81	Hjorvarsson, B	TuP 123
Herrmannsdörfer, Thomas	ThA1-1	Hjörvarsson, Björgvin	MoC2-3
Herrnberger, Alexander	MoC2-3	Hjörvarsson, Björgvin	WeP 67

Hoagland, Richard	MoP 86	Hong, Kunlun	MoP 42
HOANG, SY MINH TUAN	WeP 78	Hong, Minki	MoP 87
Hoang, Sy Minh Tuan	WeP 79	Hong, Tao	MoA1-5
HOANG, SY MINH TUAN	WeP 117	Hong, Tao	TuP 1
Hodala, Janardhan	TuP 127	Hong, Tao	TuP 67
Hoeche, Daniel	ThB1-3	Höppner, Henning	ThB2-7
Hoffmann, Kyle	MoE2-3	Hori, Jun-ichi	WeP 85
Hoffmann, Lise	ThA2-7	Hori, Koichiro	ThD2-10
Hofmann, Michael	ThF2-1	Horigane, K.	TuA1-3
Hofmann, Michael	MoP 84	Horio, Satoru	WeA2-2
Hofmann, Michael	MoP 95	Hörmann, Anja F.	MoD2-6
Hoglund, Carina	ThB1-1	Horstmann, Christian	ThB1-3
Hohn, Nuri	ThD2-8	Hoser, Andreas	MoC2-7
Holbrey, John D.	MoP 80	Hoser, Andreas	ThD1-5
Holdaway, James	TuE1-2	HOSER, ANDREAS	TuP 20
Holden, Peter	WeB2-5	Hoser, Andreas	TuP 90
Holden, Peter	MoP 63	Hoser, Andreas	WeP 62
Holden, Peter	MoP 70	Hoshikawa, Akihiro	WeP 114
Holden, Peter J.	MoP 3	Hoshikawa, Akinori	WeF1-3
Holderer, Olaf	TuE1-2	Hoshikawa, Akinori	ThF2-2
Holderer, Olaf	WeE2-2	Hosobata, Takuya	WeE2-4
Holderer, Olaf	MoP 19	Hou, Zhaomin	TuD1-2
Holderer, Olaf	MoP 44	Houben, Andreas	TuB2-3
Hollett, J.W.	WeC1-2	Houston, Judith	TuB2-6
Holm, Sonja	WeE2-5	Houston, Judith	ThF2-7
Holm, Sonja	ThA2-7	Howells, Gareth	WeP 30
Holm, Sonja L.	MoA1-2	Hsu, Yen-Ming	ThD2-2
Holm, Sonja L.	TuA2-1	Hu, Die	TuA1-1
Holm, Sonja L.	ThA2-2	Hu, Jifeng	WeP 12
Holm, Sonja L.	WeP 86	Huang, E-Wen	MoP 87
Holm, Sonja Lindahl	TuP 16	Huang, Qian	TuD1-1
Holm, Sonja Lindahl	TuP 37	Huang, Taotao	WeB1-3
Holt, Stephen	TuE1-1	Huckfeldt, Henning	MoC2-2
Holt, Stephen	WeP 72	Huesges, Zita	TuP 4
Holt, Stephen A.	MoP 3	Hughes, Arwel	TuE1-1
Homma, Yoshiya	TuP 66	Hughey, Kendall	WeA2-1
Honecker, Dirk	MoC1-5	Huh, June	ThD2-3
Hong, Chang-Seop	MoP 71	Huh, June	MoP 36
Hong, Chang-Seop	TuP 91	Hultman, Lars	ThB1-1
Hong, Jiawang	WeA1-1	Huq, Ashfia	WeF1-1

Huq, Ashfia	TuP 133
Hussey, Daniel. S.	MoP 112
Hutanu, V.	ThC1-3
Hutanu, Vladimir	WeA2-3
Hutanu, Vladimir	WeA2-6
Hutchison, Wayne	TuP 41
Hwang, In Yong	TuP 48
Hwang, In-Yong	TuP 39
Hwang, In-Yong	TuP 46
Hwang, Yong-Seok	WeP 101
Hyde, Stephen	MoD2-2
HYERI, KIM	TuP 135

I

Ianasi, Catalin	MoP 81
Ibuka, Soshi	TuP 54
Ibuka, Soshi	TuP 56
Igarashi, Noriyuki	MoP 59
Igarashi, Noriyuki	MoP 67
Iguchi, Satoshi	TuP 14
Iida, Kazuki	TuA1-6
Iida, Kazuki	TuP 112
Iida, Kazuki	TuP 122
Iida, Kazuki	WeP 54
Iida, Kazuki	WeP 61
Ikeda, Kazutaka	WeF1-4
Ikeda, Shugo	TuP 66
Ikeda, Yoshimasa	MoP 85
Ikeda, Yoshimasa	WeP 28
Ikeda, Yujiro	WeP 28
Ikedo, Y.	TuP 103
Ikeuchi, K.	TuA1-3
Ikeuchi, Kazuhiko	TuP 53
Ikeuchi, Kazuhiko	WeP 54
Ikeuchi, Kazuhiko	WeP 61
Iles, Gail	TuP 41
Iles, Gail	WeP 50
Iles, Gail	WeP 52
Imai, Hideto	ThF2-2

Imamovic, Eno	WeP 55
Imbert, Gregory	WeP 5
Imperia, P.	MoF1-2
Imperia, Paolo	TuA2-4
Inamura, Yasuhiro	TuP 14
Inamura, Yasuhiro	TuP 18
Inamura, Yasuhiro	TuP 53
Inamura, Yasuhiro	TuP 67
Inamura, Yasuhiro	WeP 54
Inamura, Yasuhiro	WeP 60
Inosov, D. S.	ThC1-2
Inosov, Dmytro	MoB2-8
Inosov, Dmytro	TuP 89
Ioffe, Alexander	TuD2-5
Ioffe, Alexander	WeF2-3
Ioffe, Alexander	MoP 99
Ioffe, Alexander	WeP 10
Ioffe, Alexander	WeP 19
Ioffe, Alexander	WeP 43
Ioffe, Alexander	WeP 56
Ionescu, M.	MoC2-5
Irmgard, Buchberger	TuF2-2
Isakova, Natalia	TuP 24
Isakova, Natalia	WeP 93
Ishida, Toshinori	WeE2-4
Ishida, Toshinori	ThF1-1
Ishida, Toshinori	WeP 74
Ishigaki, Toru	WeF1-3
Ishigaki, Toru	ThF2-2
Ishigaki, Toru	WeP 114
Ishikado, Motoyuki	TuP 53
Ishikado, Motoyuki	TuP 67
Ishikado, Motoyuki	WeP 54
Ishikado, Motoyuki	WeP 61
Ishikawa, Hirotaku	MoP 113
Ishikawa, Yoshihisa	TuP 25
Ishikawa, Yoshihisa	TuP 44
Ishikawa, Yoshihisa	TuP 45
Ishikawa, Yoshihisa	TuP 47
Ishikawa, Yoshihisa	TuP 58

Ishikawa, Yoshihisa	WeP 114	JAEHAK, CHOI	TuP 135
Islam, A.T.M. Nazmul	ThA1-1	JAERYONG, LEE	WeP 126
Issa, Fatima	ThB1-1	Jaiswal, Vaibhav	MoP 123
Itagaki, Keita	WeP 23	Jaksch, Sebastian	WeE2-2
Ito, Saya	ThA2-4	Jaksch, Sebastian	MoP 44
Ito, Shogo	WeP 75	Jaksch, Sebastian	WeP 13
Ito, Takashi U.	ThA1-2	Jaksch, Sebastian	WeP 42
Ito, Takayoshi	WeC2-4	James, Jon	ThB2-3
Itoh, S	ThA1-5	Jang, Hyung-Sik	MoP 33
Itoh, Shinichi	ThA2-4	Jang, Jinsung	MoP 100
Itoh, Shinichi	TuP 54	Jang, Jong Dae	MoD2-7
Itoh, Shinichi	TuP 56	JANG, Jong Dae	MoP 35
Itoh, Shinichi	TuP 57	Jang, Yeongseon	MoP 30
Itoh, Shinichi	WeP 33	Janoschek, M.	ThC1-3
Itoh, Shinichi	WeP 71	Janoschek, Marc	ThC1-1
Ivanov, A.	ThC1-2	Janoschek, Marc	TuP 2
Ivanov, Alexander	TuA1-1	JASEUNG, KOO	TuP 135
Ivanov, Alexandre	TuA1-6	Javorský, Pavel	ThC1-6
IVANOV, Alexandre	WeP 66	Javorský, Pavel	TuP 30
Ivanshina, Olga	ThF2-3	Jenke, Tobias	ThE2-3
Iversen, Kåre	WeE2-5	Jensen, Jens	ThA2-7
Iwasa, Kazuaki	TuP 51	Jensen, Jens	ThB1-1
Iwasa, Yoshihiro	TuP 23	Jeon, Byoungil	WeP 47
Iwase, Hiroki	MoP 59	Jeon, Byung-Gu	TuP 69
Iwase, Hiroki	MoP 67	Jeon, Yoonnam	MoP 24
Iwase, Hiroki	WeP 97	Jeong, Daekyun	MoP 103
Iyo, Akira	TuP 67	Jeong, Hi Won	MoF2-5
Izumi, Atsushi	MoP 94	Jeong, Jaehong	ThA1-6
		Jeong, Jaehong	TuP 12
		Jestin, J.	TuD2-4
		Jestin, Jacques	MoP 5
		Jestin, Jacques	WeP 13
		Ji, S.	TuA1-3
		Ji, Sungdae	WeC1-1
		Ji, Sungdae	TuP 53
		Jia, Xuejun	MoP 120
		Jiang, Chenyang	ThB2-4
		Jiang, Jinxing	WeC2-4
		Jimenez, A.	TuD2-4
		Jimenez, Catalina Elena	TuP 128

J

Jackson, Andrew	WeB1-1
Jackson, Andrew	ThB2-2
Jacobs, Philipp	TuB2-3
Jacobsen, Christian	ThB1-3
Jacobsen, H.	TuA2-2
Jacobsen, Henrik	MoC1-6
Jacobsen, Henrik	TuP 16
Jacobsen, Henrik	TuP 17
Jacobsen, Henrik	TuP 37

Jin, Wentao	TuP 13
Jo, S.-Y.	TuP 98
Jo, Seongjun	MoP 38
Jo, Seongjun	MoP 101
Johannes, Hattendorff	TuF2-2
Johansson, C.	TuP 85
Johansson, Håkan	WeP 67
Johansson, Niklas	WeP 67
Johnston, David	TuA1-5
Jones, Ronald	MoF2-2
JONGSOON, KIM	TuP 135
Jorba, Pau	TuP 82
Josa, Víctor M. Galván	ThB2-2
Joshua, Schnell	TuF2-2
Jouault, Nicolas	MoP 5
Jullien, David	TuB2-2
JULLIEN, David	ThB1-6
Jung, Ha Young	MoP 37
Jung, Huihun	MoP 55
Junghans, Ann	TuE1-3
Junghans, Ann	MoP 54

K

Kabra, Saurabh	TuF2-4
Kai, Tetsuya	TuF2-4
Kai, Tetsuya	WeC2-1
Kai, Tetsuya	MoP 108
Kai, Tetsuya	MoP 110
Kai, Tetsuya	MoP 111
Kajimoto, R.	TuA1-3
Kajimoto, Ryoich	TuP 53
Kajimoto, Ryoich	TuP 67
Kajimoto, Ryoichi	MoA1-3
Kajimoto, Ryoichi	TuA1-6
Kajimoto, Ryoichi	ThA1-2
Kajimoto, Ryoichi	TuP 94
Kajimoto, Ryoichi	TuP 112
Kajimoto, Ryoichi	WeP 54
Kajimoto, Ryoichi	WeP 61

Kajimoto, Ryoichi	WeP 71
Kakurai, K.	TuP 100
Kakurai, Kazuhisa	ThA2-4
Kakurai, Kazuhisa	TuP 23
Kalyukanov, Andrew	TuP 24
Kamata, Hiroyuki	MoP 20
Kamazawa, Kazuya	TuA1-6
Kamazawa, Kazuya	TuP 32
Kamazawa, Kazuya	TuP 64
KAMAZAWA, Kazuya	TuP 76
Kamazawa, Kazuya	WeP 54
Kamazawa, Kazuya	WeP 61
Kambara, Wataru	WeP 61
Kaminski, Jochen	ThB1-5
Kamiya, Y.	TuP 1
Kamiya, Yoshio	WeP 23
Kamiyama, Takashi	ThF2-5
Kamiyama, Takashi	MoP 113
Kamiyama, Takashi	MoP 126
Kamiyama, Takashi	TuP 25
Kamiyama, Takashi	TuP 44
Kamiyama, Takashi	TuP 45
Kamiyama, Takashi	TuP 47
Kamiyama, Takashi	TuP 58
Kamiyama, Takashi	WeP 75
Kamiyama, Takashi	WeP 114
Kamm, Paul H.	TuP 128
Kampmann, Reinhard	ThB1-3
Kanaki, Kalliopi	MoF1-4
Kanatzidis, M. G.	ThF2-8
Kanaya, Toshiji	TuB1-1
Kanaya, Toshiji	MoP 73
Kaneko, Fumitoshi	TuD1-2
Kaneko, Koji	MoP 74
Kaneko, Koji	TuP 66
Kaneko, Yoshio	TuP 56
Kanesaka, Takuya	TuP 97
Kang, B. K.	WeP 3
Kang, Hyun Wook	TuP 48
Kang, Le	WeP 44

Kang, Namhyun	MoF2-5	Keller, Lukas	MoC1-6
Kang, Tae Hui	MoP 24	Keller, Lukas	TuP 19
Kansara, Ankitkumar M.	MoP 79	Keller, Lukas	TuP 28
Kapaklis, Vassilios	TuD2-3	Keller, Lukas	TuP 31
Karge, Lukas	MoP 84	Keller, Thomas	TuA1-4
Karge, Lukas	WeP 49	Keller, Thomas	WeP 58
Karge, Lukas	WeP 99	Keller, Thomas	WeP 104
Karpinski, Janusz	TuP 6	Kemmerling, Günter	WeP 43
Karpov, I.D.	TuP 21	Kempfer, Stephan	WeB2-4
Karpov, I.D.	TuP 65	Kennedy, Brendan	TuC1-3
Kartini, Evvy	TuF1-2	Kennedy, S. J.	TuP 108
Karton, Amir	MoP 50	Kent, Ben	TuE2-2
Kasai, Satoshi	TuP 99	Kentzinger, Emmanuel	WeP 115
Kasatani, Kazuhiro	TuP 10	Kenzelmann, Michel	MoC1-3
Katagiri, Masaki	WeP 97	Kenzelmann, Michel	TuA2-4
Katsaras, John	TuE2-4	Kenzelmann, Michel	WeE2-1
Katsavounis, Stefanos	ThD1-5	Kenzelmann, Michel	ThC1-5
Kaulich, Toralf	MoB2-1	Kenzelmann, Michel	ThC2-1
Kaushik, S D	TuP 8	Kenzelmann, Michel	TuP 31
Kawabata, Youhei	MoE2-6	Kenzelmann., Michel	ThA2-5
kawabata, Yuji	MoB2-6	Kesal, Dikran	MoP 8
Kawabata, Yuji	ThB2-6	Keum, J.	TuP 98
Kawaguchi, Tatsuya	TuD1-2	Khan, Anzar	ThD2-3
Kawakita, Y.	ThF2-8	Khaplanov, Anton	ThB1-1
Kawakita, Yukinobu	TuP 18	Khar'kovskiy, Alexander	MoP 99
Kawakita, Yukinobu	TuP 64	Khasanov, Rusten	MoP 99
Kawakita, Yukinobu	WeP 71	Khaydukov, Yury	MoC1-1
Kawamura, Seiko	ThA1-2	Khaydukov, Yury	ThE2-6
Kawamura, Shou	MoA1-3	Kholmurodov, Kholmirzo T.	TuE2-4
Kawasaki, Takuro	MoP 74	Kiefer, Klaus	WeB1-2
Kawasaki, Takuro	MoP 102	Kiehn, Rudiger	TuB2-5
Kawasaki, Takuro	MoP 108	Kiesel, Irena	MoE2-3
Kawasaki, Takuro	MoP 116	Kihou, K.	TuA1-3
Kawaura, Hiroyuki	MoF2-4	Kikkawa, Akiko	TuP 23
Kawaura, Hiroyuki	TuP 92	Kikuchi, T.	ThF2-8
Kawecki, Maciej	TuD1-3	Kikuchi, Tatsuya	TuP 14
Kayser, Paula	TuC1-3	Kikuchi, Tatsuya	TuP 18
Ke, Yubin	ThE1-1	Kikuchi, Tatsuya	TuP 64
Kearley, Gordon J.	WeP 22	Kikuchi, Tatsuya	WeP 60
Keimer, Bernhard	MoC1-1	Kilbey, Michael	MoP 42

Kilimenkov, Michael	ThF1-3	Kim, M. R.	WeP 2
Kim, Daeseung	MoP 112	Kim, Mahn Won	MoP 24
Kim, Dennis (Sungtae)	WeA1-4	Kim, Man-Ho	WeP 11
Kim, Dong-Kyu	ThE1-3	Kim, Seyong	MoP 36
Kim, Dong-Kyu	MoP 93	Kim, ShinAe	WeA2-2
Kim, Dong-Kyu	WeP 67	Kim, Shin-Ae	TuP 40
Kim, Dong-Kyu	WeP 129	Kim, So Youn	MoP 27
Kim, Eunhye	MoD2-7	Kim, Su Jae	TuP 48
Kim, Eun-Young	WeP 67	Kim, Su-Jae	TuP 39
Kim, Eun-Young	WeP 129	Kim, Su-Jae	TuP 46
Kim, Gideok	MoC1-1	Kim, Tae-Ho	WeD1-4
Kim, Guinyun	WeP 23	Kim, Tae-Hwan	MoD2-7
Kim, Hyeyoung	MoP 65	Kim, Tae-Hwan	MoP 34
Kim, Hyungsub	TuP 62	KIM, Tae-Hwan	MoP 35
Kim, Hyunjung	TuP 126	Kim, Tae-Hwan	MoP 36
Kim, Inhye	TuP 33	Kim, Tae-Hwan	MoP 42
Kim, J.-W.	TuP 98	Kim, Tae-Hwan	TuP 131
Kim, Jaeyong	TuP 133	Kim, TaeJoo	MoP 107
Kim, Jaeyong	WeP 125	Kim, TaeJoo	MoP 109
Kim, Jeong Seog	MoP 92	Kim, Tae-Ju	ThF1-2
Kim, Jihan	ThF2-5	Kim, Tea-Ho	TuP 106
Kim, Jin Kon	ThD2-1	Kim, Yong Il	TuP 50
Kim, Jin Kon	WeP 126	Kim, Young-Il	MoP 77
Kim, Jin Kon	WeP 127	Kim, Youngju	MoP 109
Kim, Jin Man	MoP 107	Kim, Youngju	MoP 112
KIM, JISEOK	WeP 78	Kim, Youngsu	MoP 88
Kim, Jiseok	WeP 79	Kimiyama, Masamichi	MoE1-2
KIM, JISEOK	WeP 117	Kimura, Hiroyuki	WeA2-2
Kim, Jong Yul	ThF1-2	Kimura, K	ThA1-5
Kim, Jongyul	MoP 107	Kimura, Kenta	TuP 36
Kim, Jongyul	MoP 109	Kimura, Kenta	TuP 59
Kim, Jongyul	MoP 112	Kimura, Tsuyoshi	TuP 36
Kim, Joosun	WeF2-5	Kimura, Tsuyoshi	TuP 59
Kim, Jungin	MoP 26	Kindervater, Jonas	WeC1-4
Kim, K.-J.	TuP 98	Kindervater, Jonas	TuP 3
Kim, K.-Y.	TuP 98	King, Martin D.	TuP 109
Kim, Kee Hoon	TuP 69	Kirby, Nigel	MoD2-2
Kim, Ki Yeon	WeP 128	Kirchhoff, Aaron	WeB2-3
Kim, Ki-Yeon	WeP 92	Kireenko, Yurii	ThB2-5
Kim, Kye-Ryung	WeP 101	Kirka, Michael	TuC2-2

Kirkensgaard, Jacob	TuD1-1	Klose, Frank	WeP 72
Kirschner, Daniel A.	MoE1-3	Knapp, Michael	MoP 114
Kirstein, Oliver	ThB1-1	Knapp, Michael	WeP 88
Kirstein, Oliver	ThE1-2	Knebel, Georg	ThC1-5
Kishimoto, Hiroyuki	ThD2-10	Knudsen, Erik Bergbäck	MoF1-4
Kisi, Erich H.	ThE1-2	Knudsen, Kenneth D.	MoB1-5
Kitagawa, Hiroshi	WeF1-4	Knudsen, Kenneth D.	TuP 110
Kitagawa, Hiroshi	TuP 122	Ko, Jongkuk	MoP 29
Kitaura, Hidetoshi	WeP 77	Ko, Kwang-Hoon	WeP 128
Kitazawa, Hideaki	TuP 31	Kobayashi, Hirokazu	WeF1-4
Kitazawa, Yuzo	MoP 17	Kobayashi, Hirokazu	TuP 122
Kitchen, Brian	WeB1-5	Kobayashi, Hisao	TuP 66
Kittelmann, Thomas	MoF1-4	Kobayashi, Tomohiro	WeP 28
Kiyonagi, Ryoji	MoP 74	Köbler, Ulrich	TuP 90
Kiyonagi, Ryoji	MoP 108	Koch, Christian Bender	MoP 75
Kiyonagi, Ryoji	TuP 18	Koch, Iris	MoC2-2
Kiyonagi, Ryoji	TuP 66	Kockelmann, Winfried	TuF2-4
Kiyonagi, Ryoji	WeP 114	Kockelmann, Winfried	ThB2-3
Kiyonagi, Ryoji	WeP 118	Kodama, Katsuaki	TuP 53
Kiyonagi, Yoshiaki	WeC2-1	Kodama, Katsuaki	TuP 67
Kiyonagi, Yoshiaki	MoP 110	Kofu, Maiko	WeD1-3
Kiyonagi, Yoshiaki	MoP 111	Kofu, Maiko	WeF1-4
Kiyonagi, Yoshiaki	WeP 85	Kofu, Maiko	TuP 122
Klapproth, Alice	WeP 50	Kofu, Maiko	WeP 60
Klaus, Manuela	TuP 128	Kohara, Shinji	TuP 9
Klaus, Marcel	WeP 21	Kohlbrecher, Joachim	MoP 7
Klein, Oliver	MoC2-3	Kohlbrecher, Joachim	MoP 11
Kleines, Harald	WeP 43	Kohlbrecher, Joachim	MoP 12
Klemke, Bastian	WeB1-2	Kohlbrecher, Joachim	MoP 14
Klette, Hallgeir	TuP 110	Köhli, Markus	ThB1-5
Klicpera, Milan	MoB2-9	Kohlmann, Holger	WeB1-6
Klicpera, Milan	ThC1-6	Kohlmann, Holger	TuP 77
Klicpera, Milan	TuP 30	Kohno, Y	ThA1-5
KLIMKO, Sergey	WeE2-1	Koizumi, Satoshi	ThD1-6
Klinkby, Esben	MoF1-4	Koizumi, Satoshi	ThD2-6
Klitzing, Regine von	MoD1-5	Koizumi, Satoshi	ThF1-1
Klitzing, Regine von	ThD2-7	Kolesnikov, A. I.	ThA2-8
Klitzing, Regine von	MoP 8	Kolevatov, A. I.	TuP 115
Klitzing, Regine von	MoP 19	Kolevatov, Rodion	MoB2-7
Klose, F.	MoC2-5	Kolevatov, Rodion	WeE2-5

Komamiya, Sachio	WeP 23	Kriele, Armin	MoP 84
Komatsuzaki, Naoya	MoP 64	Krist, Thomas	ThB2-8
Konik, Peter	ThB2-5	Kubota, Aiko	TuP 14
Konik, Petr	WeP 89	Kučerka, Norbert	TuE2-4
Konik, Petr	WeP 96	Kuchin, A.	MoP 127
Kononikhina, Victoria	ThE1-5	Kuchugura, Mariia	TuP 107
Koo, Jaseung	WeD1-4	Kudo, Kenji	MoF2-4
Koo, Jaseung	MoP 30	Kugler, Max	ThC2-9
Koo, Jaseung	TuP 106	Kühl, Thorsten	ThB1-3
Koo, Jaseung	WeP 91	Kühnel, Ruben-Simon	TuF1-5
Koohpayeh, Seyed	WeC1-4	Kulda, Jiri	MoB2-9
Korelis, Panagiotis	MoC2-6	Kulda, Jiri	TuA1-6
Korelis, Panos	WeP 64	Kulda, Jiří	ThC1-6
Kornmeier, Joana Rebelo	MoP 95	Kulikov, S. A.	MoP 129
Korolkovas, Airidas	WeB1-5	Kulin, German	ThE2-6
Korolokovas, Airidas	TuD1-3	Kumagai, Masayoshi	MoP 85
Korovin, Alexander	TuP 102	Kumar, Amit	TuC1-4
Kosata, Jan	WeP 18	KUMAR, AMIT	ThA2-6
Kotliar, Gabi	ThC1-1	Kumar, Rajeev	WeP 112
Kouno, Yasushi	TuP 92	Kumar, Ram	TuP 87
Koutsioubas, Alexandros	WeE2-2	Kumar, Ravi	TuP 8
Koutsioubas, Alexandros	TuP 70	Kumar, S.K.	TuD2-4
Koutsioubas, Alexandros	WeP 19	Kumar, Sanat	MoP 5
Kovalenko, E.	MoP 128	KUMAR, SONU	ThD1-4
Kovalenko, E.	TuP 63	Kumar, Sugam	MoP 7
Koza, Michael	TuP 30	Kumar, Sugam	MoP 11
Koza, Michael M.	TuP 27	Kumar, Sugam	MoP 14
Krakovsky, Ivan	MoP 89	KUMARI, SUNITA	ThD1-4
Krasnov, Igor	MoE2-8	Kundu, Sarathi	MoP 12
Krause, Patrick	MoP 8	Kurbakov, Alexander	TuP 107
Krause-Heuer, Anwen	MoP 70	Kure, Mathias	MoC1-6
Kravchuk, Lev	MoP 105	Kurita, Nobuyuki	ThA2-4
Kreisel, Andreas	TuA2-1	Kurita, Nobuyuki	TuP 97
Kremer, R. K.	TuP 7	Kusada, Kohei	WeF1-4
Kreuzer, Lucas	ThD2-8	Kusaka, Katsuhiro	MoP 61
Kreuzpaintner, Wolfgang	MoC2-3	Kusaka, Katsuhiro	MoP 64
Kreuzpaintner, Wolfgang	MoC2-6	Kuttich, Björn	WeD1-2
Kreuzpaintner, Wolfgang	WeP 48	Kutz, Heinrich	MoB2-1
Kreuzpaintner, Wolfgang	WeP 64	Kuwahara, Keitaro	ThA2-4
Kreyssig, Andreas	TuA1-5	Kuznetsov, I.A.	MoP 124

Kwaambwa, Habauka	TuP 118
Kwak, Jongheon	WeP 126
Kwak, Jongheon	WeP 127
Kwocz, Agnieszka	TuP 26
Kwon, Hanna	MoE1-4
Kwon, Hoon	WeE1-3
Kwon, Hyeok-Jung	WeP 101
Kwon, Soon-Woo	WeE1-3
Kwon, Young-Jun	WeE1-3
Kyrey, Tetyana	MoP 19

L

Lacatusu, Monica-Elisabeta	TuP 37
Lacatusu, Monica-Elisabeta	TuF2-4
Lacatusu, Monica-Elisabeta	TuP 16
Lacatusu, Monica-Elisabeta	TuP 35
Lacy, Jeffrey	ThB1-2
Lai, Samson Y.	TuP 110
Lake, Bella	WeB2-4
Lake, Bella	ThA1-1
Lake, Vanessa	MoP 63
Lahey, Jeremy	TuE1-1
Lamsal, Jagat	TuA1-5
Lan, Si	WeE1-4
LAN, Si	ThE1-4
Lander, Gerry	ThC1-1
Lange, Carsten	WeP 21
Langridge, Sean	MoC2-4
Lapertot, Gérard	ThC1-5
Larsen, Andreas N	MoP 53
Larsen, Jacob	MoA1-2
Larsen, Jacob	TuA2-1
Lasitsa, M.V.	MoP 124
Lasitsa, M.V.	MoP 125
Lass, Jakob	TuP 105
Laszlo, Krisztina	MoD1-3
Laszlo, Krisztina	TuP 111
Lauter, V.	TuP 98
Lauter, Valeria	MoC2-9

Laux, Valerie	MoE2-2
Lawrence, Jon	ThC1-1
Le, M. D.	WeP 65
Le, Manh Duc	ThA2-8
Leal, Luiz	MoP 123
Leao, Juscelino	MoP 47
Lebech, Bente	MoC1-6
Lebed, July	WeP 53
Lechner, Ruep E.	MoP 57
Lee, C. H.	TuA1-3
Lee, ChangHee	WeA2-2
Lee, Changhee	MoP 29
Lee, ChangHee	MoP 107
LEE, Chang-Hee	TuB1-5
Lee, Chang-Hee	WeP 39
Lee, Chang-Hee	WeP 128
LEE, Chi-Hung	TuP 43
Lee, D.	TuP 61
Lee, Daehee	WeF2-5
Lee, Eunji	TuP 33
Lee, Hae Rang	MoP 78
Lee, Hak Bong	TuP 40
Lee, Hak Bong	TuP 69
LEE, HAN RIM	WeP 78
LEE, HAN RIM	WeP 117
Lee, Hanrim	WeP 79
Lee, Heeju	ThF2-5
Lee, Heeju	TuP 126
Lee, Ho Keun	TuP 50
Lee, Hoyeon	MoP 38
Lee, Jaegab	MoP 103
Lee, Jeong Soo	WeP 91
Lee, Jeong-Soo	MoP 30
Lee, Jimin	MoE2-1
Lee, Jimin	MoP 68
Lee, Jumi	TuE1-5
Lee, Jumi	MoP 28
Lee, Juncheol	MoE2-1
Lee, Juncheol	MoP 68
Lee, June Hyuk	WeP 91

Lee, June Hyuk	WeP 92	Lee, Yonghoon	MoP 101
Lee, June Hyuk	WeP 128	Lee, Young	ThA2-1
Lee, Kee Hwan	TuP 48	Leerberg, Helle	TuP 105
Lee, Keel Yong	TuE1-5	Lefmann, Kim	MoA1-2
Lee, Keel Yong	MoP 65	Lefmann, Kim	MoB2-7
Lee, Kwang-Sei	MoP 71	Lefmann, Kim	MoC1-6
Lee, Kwang-Sei	MoP 72	Lefmann, Kim	MoF1-3
Lee, Kwang-Sei	TuP 91	Lefmann, Kim	TuA2-1
Lee, Min-Jae	MoP 97	Lefmann, Kim	TuC2-4
Lee, S.	MoF1-2	Lefmann, Kim	WeE2-5
Lee, S.S.	MoP 92	Lefmann, Kim	ThA2-2
Lee, Sang-hwa Lee	TuP 133	Lefmann, Kim	ThA2-7
Lee, Sanghyun	ThF2-5	Lefmann, Kim	TuP 16
Lee, Sanghyun	MoP 126	Lefmann, Kim	TuP 17
Lee, Sanghyun	TuP 25	Lefmann, Kim	TuP 37
Lee, Sanghyun	TuP 44	Lefmann, Kim	TuP 101
Lee, Sanghyun	TuP 45	Lefmann, Kim	TuP 105
Lee, Sanghyun	TuP 47	Lefmann, Kim	WeP 68
Lee, Sanghyun	TuP 52	Lefmann, Kim	WeP 80
LEE, Sang-Jo	MoP 43	Lefmann, Kim	WeP 86
Lee, Seong-Soo	ThF1-2	Lefrançois, Emilie	WeC1-3
Lee, Seongsu	WeA2-4	Lehmann, Eberhard	WeC2-2
Lee, Seongsu	TuP 39	Lehmann, Eberhard	MoP 104
Lee, Seongsu	TuP 46	Lehmann, Eberhard	WeP 27
Lee, Seongsu	TuP 48	Leiner, Jonathan	ThA2-8
Lee, Seongsu	TuP 62	Lejay, Pascal	WeC1-3
Lee, Seongsu	TuP 130	LEJAY, Pascal	ThA2-3
Lee, Seongsu	TuP 131	Lelièvre-Berna, E.	ThC2-2
Lee, Seongsu	TuP 134	Lelièvre-Berna, E.	TuP 100
Lee, Seung Wook	MoP 109	Lelièvre-Berna, Eddy	MoF1-1
Lee, Seung Wook	MoP 112	Len, Adel	MoP 81
Lee, Seung-Hun	TuF2-5	Lerche, Michael	WeP 27
Lee, Soo Yeol	MoP 87	Leung, Anna	MoP 70
Lee, Soo Yeol	MoP 88	Leung, Ivanhoe K H	MoP 58
LEE, Sung-Hwan	MoP 43	Levi, Adam	MoD1-2
Lee, SungHyun	TuP 58	Lhotel, Elsa	WeC1-3
Lee, Sungman	WeP 128	Lhotel, Elsa	TuP 17
Lee, Taehoon	MoD2-8	Li, Bing	ThF2-8
Lee, Tung Lik	WeE1-2	Li, Fankang	WeP 104
LEE, Wai-Tung	WeP 9	Li, Nan	MoP 86

Li, Shiliang	TuA1-2	Liu, Yun	TuD2-1
Li, Shiliang	TuA1-6	Liu, Yun	WeF1-2
Li, Wen-Hsien	TuP 43	Liu, Yuntao	WeP 73
Li, Wen-Hsien	WeP 55	Llamas-Jansa, Isabel	MoB1-5
Li, Xiang	MoP 4	Lograsso, T.	ThC2-2
Li, Xiang	MoP 18	Logvenov, Gennady	MoC1-1
Li, Xiang	MoP 20	Löhmann, Oliver	ThD2-7
Li, Xiang-Yang	MoP 86	Löhneysen, Hilbert von	TuP 4
Li, Xiyang	WeF2-4	Lohstroh, Wiebke	TuP 122
Li, Yuan	MoA1-1	Lokitz, Bradley	WeP 112
Liang, Tairan	MoP 120	Lønabæk, Kenneth	ThA2-2
Lilley, Steven	WeP 20	Long, Timothy	WeP 112
Lim, Joshua	MoB2-8	Longeville, Stephane	MoP 45
Lim, Kwang Soo	ThF2-5	Lott, Dieter	ThC2-5
Lim, Pueleum	TuP 33	Louat, Alex	ThA1-6
Lim, Sung-Hwan	MoD2-8	Loy, Chee W.	ThD1-3
Lim, Sung-Hwan	MoP 33	Lu, Huaile	WeP 44
Lim, Sung-Hwan	MoP 34	Lu, Weijian	WeP 51
Lim, Sung-Hwan	MoP 97	Lu, Xingye	TuA1-2
Lim, Sung-Hwan	MoP 130	Lu, Xingye	TuA1-4
Lim, Yong-beom	MoP 62	Lu, Xingye	TuA1-6
Lin, Jiao	TuC2-2	Lucas, Stefan	TuP 4
Lin, Jin	WeA2-2	Lucin, Vladimir	TuP 120
Lin, S.-Z.	ThC1-3	Luetkens, Hubertus	ThA1-1
Lin, Xiaohuan	TuP 47	Lukas, Petr	TuB2-5
Lind, Tania	TuE2-1	Lumsden, Mark	ThC1-1
Lind, Tania	MoP 52	Luna, Paula	MoB2-3
Lind, Tania	MoP 69	Luna, Paula	WeP 81
Lindau, Rainer	ThF1-3	Luo, Huiqian	TuA1-2
Lindelof, Poul Erik	TuC2-4	Luo, Huiqian	TuA1-6
Ling, Chris	WeF2-1	Luo, Ping	WeP 44
Lippert, Thomas	MoC1-3	LUO, Zhi	TuD2-2
Littrell, Kenneth	WeE2-6	Lushnikov, Sergey G.	MoP 66
Litvin, Vasily	WeP 53	Lyksborg, Mark	MoP 75
Litvin, Vasily	MoP 99	Lynn, Jeff	TuA1-1
Liu, Chain Tsuan	WeE1-4	Lynn, Jeffrey W.	MoA2-2
Liu, Longxiang	WeP 12	Lynn, Jeffrey W.	TuP 43
Liu, Shimin	MoP 76	Lyonnard, Sandrine	TuF2-3
Liu, Weihong	WeE1-4		
Liu, Xinzhi	WeP 73		

M

Ma, J.	ThC2-3
Ma, Jie	TuP 1
Ma, Xiaobai	WeP 73
Ma, Xiaoyan	TuA1-2
Maehlen, Jan Petter	TuP 110
Maekawa, Sadamichi	ThA1-2
Maekawa, Yasunari	TuP 124
Magan, Miguel	MoB2-3
Magan, Miguel	WeP 81
Mahendru, Dhishant	MoC2-4
Mairoser, Thomas	MoC2-3
Mairoser, Thomas	MoC2-6
Mairoser, Thomas	WeP 64
Maity, Sumit Ranjan	TuP 19
Majewski, Jaroslaw	TuE1-3
Majewski, Jaroslaw	MoP 54
Majewski, Jaroslaw	MoP 86
Majkrzak, Charles	WeP 34
Makino, Koya	ThC2-6
Makino, Koya	ThC2-7
Makowska, Malgorzata	TuF2-4
Makowska, Malgorzata	MoP 114
Maksimov, L.	MoP 127
Malmsten, Martin	TuE2-1
Mamontov, E.	MoP 51
Mamontov, Eugene	MoE2-7
Mamontov, Eugene	WeF2-6
Mamontov, Eugene	MoP 46
Manawan, Maykel	TuF1-2
Mancera, Ricardo L.	TuE2-2
Mancisidor, Maite	WeP 81
Mangiapia, Gaetano	WeE2-2
Mangiapia, Gaetano	MoP 21
Mangin-Thro, Lucile	MoA1-1
Mangin-Thro, Lucile	WeP 29
Mankey, G. J.	MoC2-5
Manley, Michael	WeA1-2
Mannhart, Jochen	MoC1-4

Mannhart, Jochen	MoC2-3
Mannhart, Jochen	MoC2-6
Mannhart, Jochen	WeP 64
Manning, A. G.	MoF1-2
Manoshin, Sergej	TuP 88
Mansell, Rhodri	MoC2-4
Mansson, M.	TuP 103
MANSSON, Martin	ThA2-3
Mansson, Martin	TuP 28
Månsson, Martin	TuP 49
Månsson, Martin	WeP 124
Manuel, Pascal	WeA2-5
Manuel, Pascal	WeA2-6
Manuel, Pascal	ThA1-3
Manz, Sebastian	MoC1-3
Mara, Nathan	MoP 86
Marais, Deon	WeP 84
Marais, Deon	WeP 87
Marchal, Julien	ThB1-4
Maric, Selma	TuE2-1
Maric, Selma	MoP 52
Maric, Selma	MoP 69
Marin, Viktor	WeP 53
Marko, Marton	MoB2-7
Marko, Marton	WeP 16
Markó, Marton	WeP 76
Marstal, Kasper	MoP 75
Martel, Anne	MoE2-3
Martel, Anne	MoE2-4
Martin, Christopher	ThB1-2
Martin, Nicolas	TuP 84
Martinez, Jose Luis	WeP 81
Martiny, Emil	TuP 17
Marumo, Júlio T.	TuP 128
Maruyama, Kenji	TuP 18
Masalovich, Sergey	WeP 48
Maskova, Silvie	ThC1-4
Mason, Thomas E.	MoA2-1
Masuda, T	ThA1-5
Masuda, Takatsugu	TuP 10

2017 International Conference on Neutron Scattering

Masuda, Takatsugu	TuP 49	Mayr, Sina	MoC2-6
Masui, Tomomi	ThD2-10	Mayr, Sina	WeP 48
Mata, Jitendra	ThD2-9	Mayr, Sina	WeP 64
Mata, Jitendra	WeP 26	Mazzone, Daniel Gabriel	ThC1-5
Mat'aš, Slavomir	TuP 69	McEwan, Jake	ThD2-5
Matori, Khamirul A.	ThD1-3	McGillivray, Duncan	ThD2-9
Matsubayashi, K.	ThC2-3	McGillivray, Duncan J	MoP 58
Matsuda, M.	TuA1-1	McGregor, Andrew	WeP 25
Matsuda, M.	ThC2-3	McIntyre, Garry	TuA2-4
Matsuda, M.	TuP 1	McNally, Graham M.	WeA2-5
Matsuda, Masaaki	MoA1-5	McPhail, David	WeP 30
Matsuda, Masaaki	TuP 32	McQueeney, Robert	TuA1-5
Matsuda, Masaaki	WeP 104	Mei, Longwei	MoP 119
Matsukawa, Takeshi	WeF1-3	Mei, Longwei	MoP 120
Matsukawa, Takeshi	ThF2-2	Meilleur, Flora	MoP 50
Matsukawa, Takeshi	WeP 114	Melnichenko, Yuri	ThF2-6
Matsumoto, Hiroki	WeP 98	Mena, Luis	WeP 81
Matsumoto, Masashige	TuP 49	Mendil-Jakani, Hakima	TuF2-3
Matsumoto, Y	ThA1-5	Meng, Ziyang	TuA1-2
Matsumoto, Yoshihiro	WeC2-1	Menzel, Dirk	ThC2-4
Matsumoto, Yoshihiro	MoP 108	Metwalli, Ezzeldin	TuF1-3
Matsumoto, Yoshihiro	MoP 110	Meven, Martin	WeA2-3
Matsuura, Masato	MoA1-3	Meven, Martin	WeA2-6
Matsuura, Masato	ThA1-2	Meven, Martin	MoP 71
Matsuura, Masato	TuP 14	Meven, Martin	WeP 69
Matsuura, Masato	WeP 71	Mezei, Ferenc	ThB2-1
Matt, Alexander Daniel	MoP 32	Miao, Ping	TuP 47
Mattauch, Stefan	WeE2-2	Micciulla, Samantha	ThD2-7
Mattauch, Stefan	WeF2-3	Michael, Hofmann	TuF2-2
Mattauch, Stefan	TuP 70	Michael, Schulz	TuF2-2
Mattauch, Stefan	WeP 10	Michels, A.	TuP 71
Mattauch, Stefan	WeP 19	Midgaard, Soren	MoE1-5
Mattauch, Stefan	WeP 58	Mignot, J.-M.	ThC1-2
Matveev, Vasily	WeP 96	Mikula, P.	TuP 21
Mauerhofer, Eric	WeP 21	Mikula, Pavol	WeP 39
Maurel, Marie Christine	MoP 56	Mikula, Pavol	WeP 40
Mauws, C.	WeC1-2	Millán, Angel	TuA2-5
Maynard-Casely, Helen	WeP 70	Miller, Herbert	MoE2-1
Mayr, Sina	MoC1-4	Miller, Herbert	MoP 68
Mayr, Sina	MoC2-3	Millot, Coraline	TuF2-3

Min, B.-C.	TuP 98	Mohd, Amir Syed	WeP 58
Minemura, Toru	ThF1-1	Molaison, Jamie	TuP 60
Minniti, Triestino	ThB2-3	Molaison, Jamie J.	WeB2-2
Mirebeau, Isabelle	TuP 84	Mole, R. A.	ThA1-5
Mishra, S. K.	TuP 115	Mole, Richard	MoD2-4
Misra, Abhishek	TuP 127	Mole, Richard	WeF2-1
Misuraca, Loreto	MoP 56	Mole, Richard	TuP 41
Mitchell, Jeremy	ThC1-1	Mole, Richard	WeP 52
Mitra, S.	TuE2-3	Mole, Richard A	WeP 9
Mitra, S.	WeD2-2	Momani, Sae'd Hashem Al	WeP 1
Mitra, S.	ThD2-4	Momose, Atsushi	MoP 115
Mitra, S.	MoP 9	Mondelli, Claudia	ThB2-2
Mitra, S.	TuP 119	Mondelli, Claudia	TuP 5
Mitra, Saibal	TuF1-4	Mongstad, Trygve T.	TuP 110
Mitsuda, Setsuo	TuP 31	Monkenbusch, Michael	WeE2-2
Mitsukami, Yoshiro	MoP 18	Monkenbusch, Michael	MoP 44
Mittal, R.	TuP 115	Moody, Peter	MoE1-4
Mittal, R.	TuP 116	Mooij, L	TuP 123
Mittal, Ranjan	WeA1-3	Mook, H.A.	ThC1-7
Mittal, Ranjan	WeA1-5	Moon, B. M.	WeP 3
Mittal, Ranjan	TuP 81	Moon, Jooho	WeF2-5
Mittal, Ranjan	TuP 117	Moon, Myung Kook	MoP 109
Mittelbach, Rainer	MoD2-2	Moon, Myung Kook	WeP 128
Miwa, Kazutoshi	TuP 28	Moon, Myungkook	WeA2-2
Miyake, Yasuhiro	TuP 39	Moore, Lamar	MoF1-5
Miyake, Yasuhiro	TuP 46	Mora, Tomas	MoB2-3
Miyata, Noboru	WeC2-4	Mora, Tomas	WeP 81
Miyata, Noboru	TuP 92	Moreno, Angel J.	WeD1-1
MIYATA, Noboru	TuP 96	Morgano, Manuel	TuF2-4
Miyata, Noboru	TuP 99	Morgano, Manuel	WeP 27
MIYAZAKI, Tsukasa	TuP 96	Mori, Michiyasu	ThA1-2
Mizuno, Fumio	TuP 67	Morikawa, Toshiaki	WeP 97
Mizuno, Yuki	TuP 9	Morishima, Ken	MoP 18
Mizusawa, Mari	WeC2-4	Morita, Shin-ya	WeE2-4
Mizusawa, Mari	TuP 129	Morkel, Christoph	ThE2-3
Mochiku, Takashi	TuP 45	Morrow, Ryan	TuC1-1
Moeslang, Anton	ThF1-3	Mortensen, Kell	TuD1-1
Moghaddam, Minoo	MoD2-2	Mosconi, Marita	MoB2-3
Mohd, Amir Syed	TuP 70	Moskvin, Evgeniy	WeP 37
Mohd, Amir Syed	WeP 19	Moskvin, Evgeniy	WeP 38

Nakamura, Mitsutaka	TuP 67	Niedermayer, Christof	MoA1-2
Nakamura, Mitsutaka	TuP 122	Niedermayer, Christof	MoB2-7
Nakamura, Mitsutaka	WeP 54	Niedermayer, Christof	MoC1-3
Nakamura, Mitsutaka	WeP 61	Niedermayer, Christof	TuA2-1
Nakamura, Mitsutaka	WeP 71	Niedermayer, Christof	ThA2-5
Nakamura, Tatsuya	MoP 116	Niedermayer, Christof	ThA2-7
Nakao, Akiko	MoP 74	Niedermayer, Christof	ThC1-5
Nakao, Akiko	TuP 66	Niedermayer, Christof	WeP 16
Nakao, Akiko	WeP 118	Niedermayer, Christof	WeP 76
Nakao, Hironori	WeA2-2	Nielsen, Gøran	ThA2-2
Nakao, Toshio	MoP 94	Nielsen, Torben	WeP 116
Nakatani, Takeshi	WeC2-1	Nightingale, Jim	ThB2-3
Nakatsuji, S	ThA1-5	Nii, Yoichi	TuP 23
Nambu, Yusuke	ThC2-6	Nikolay, Miron	WeP 93
Nambu, Yusuke	TuP 57	Nilsen, Gøran	ThA1-3
Nambu, Yusuke	WeP 33	Nilsen, Gøran	TuP 17
Namiki, Takahiro	TuP 41	Nilsen, Gøran	WeP 18
Nan, Ana - Elena	TuP 37	Nilsen, Gøran	WeP 29
Narayana, Chandrabhas	TuP 127	Nilsen, Goran J.	ThA2-5
Narayanan, Theyencheri	MoD2-6	Nilsen, Gøran Jan	MoC1-6
Narayanan, Theyencheri	MoD2-8	Nishiki, Naomi	WeP 77
Natali, Francesca	MoP 56	Nishimura, Katsuhiko	TuP 41
Natali, Francesca	WeP 32	Nishiura, Masayoshi	TuD1-2
Neelima, Paul	TuF2-2	Niss, Kristine	WeD2-5
Nelson, Andrew	ThD2-5	Nižňanský, Daniel	MoC1-5
Nelson, Andrew	ThD2-9	Niedziela, J	TuA1-5
Nelson, Andrew	WeP 34	nnep, Renáta	MoE2-5
Nelson, Andrew	WeP 72	Noda, Yohei	ThD2-6
Nemkovski, Kirill	WeA2-6	Noda, Yohei	ThF1-1
Nemkovski, Kirill	TuP 112	Noda, Yukio	WeA2-2
Nemkovski, Kirill	TuP 113	Noda, Yukio	TuP 52
Nemkovski, Kirill	WeP 58	Nogueire, Gilles	ThE2-5
Nemoto, Fumiya	MoP 31	Norizan, Y. N. A.	TuP 108
Nemoto, Yuichi	ThA1-2	Nosov, Alexander	WeA2-4
Neuefeind, Joerg	TuP 127	Notten, P.H.L.	WeF2-3
Neuwirth, Tobias	MoA1-4	Nouhi, Shirin	TuD2-3
Newby, Robert	WeP 34	Nowak, Gregor	TuB2-5
Nguyen, Thi Lan Anh	WeP 125	Nowak, Gregor	ThB1-3
Nicolas, Fraser	MoE2-2	Nowak, Gregor	WeP 46
Niedermayer, Christof	TuP 31	Nozaki, H.	TuP 103

Nozaki, Hiroshi	MoP 90
Nozaki, Hiroshi	TuP 28
Nozaki, Hiroshi	TuP 92
Ntsoane, Tshepo	WeP 84
Ntsoane, Tshepo	WeP 87
Nusair, O.	WeP 90
Nusair, Omar	WeP 95
Nylander, Tommy	TuE1-2

O

Oda, Tatsuro	MoB2-6
Oda, Tatsuro	ThB2-6
Oda, Tatsuro	WeP 36
Oden, Ulf	WeP 81
Oesinghaus, Lukas	TuF1-3
Ofer, O.	TuP 103
Ofer, Oren	TuP 28
Oguchi, Tamio	ThC2-7
Oh, Hyun Seok	ThE1-6
Oh, In-Hwan	MoP 71
Oh, In-Hwan	MoP 72
Oh, In-Hwan	TuP 40
Oh, In-hwan	TuP 91
Oh, Joon Hak	MoP 78
Oh, Joosung	ThA2-8
Oh, Ohsung	MoP 109
Oh, Sol Mi	MoP 27
Oh, Younghoon	MoD2-8
Oh, Younghoon	MoP 130
Ohara, K.	ThF2-8
Ohgushi, Kenya	TuP 57
Ohhara, Takashi	MoP 74
Ohhara, Takashi	TuP 66
Ohhara, Takashi	WeP 118
Ohira-Kawamura, Seiko	ThA2-4
Ohira-Kawamura, Seiko	TuP 14
Ohira-Kawamura, Seiko	TuP 18
Ohira-Kawamura, Seiko	TuP 49
Ohira-Kawamura, Seiko	TuP 51

Ohira-Kawamura, Seiko	TuP 76
Ohira-Kawamura, Seiko	TuP 97
Ohira-Kawamura, Seiko	WeP 60
Ohira-Kawamura, Seiko	WeP 71
Ohishi, Kazuki	ThC2-7
Ohishi, Kazuki	TuP 23
Ohl, Michael	WeE2-2
Ohl, Michael	MoP 44
Ohnuma, Masato	WeE2-4
OHNUMA, Masato	ThF1-1
Ohnuma, Masato	WeP 74
Ohta, Noboru	MoP 59
Ohta, Noboru	MoP 67
Oikawa, Kenichi	WeC2-1
Oikawa, Kenichi	MoP 74
Oikawa, Kenichi	MoP 108
Oikawa, Kenichi	MoP 110
Oikawa, Kenichi	MoP 111
Oikawa, Kenichi	MoP 116
Okada, T.	ThC2-3
Okamoto, Yoshihiko	ThA1-3
Okazaki, Keiichi	MoP 90
Okuda, Natsuki	MoP 64
Okuyama, Daisuke	ThC2-6
Okuyama, Daisuke	ThC2-7
OLIVIER, Jacques	ThE2-5
Ollivier, Jacques	WeC1-3
Ollivier, Jacques	WeD2-4
Ollivier, Jacques	MoP 57
Ollivier, Jacques	TuP 36
Ollivier, Jacques	TuP 89
Olsen, Martin	MoB2-7
Olsen, Martin	WeP 86
Olsson, Anders	ThB1-7
Olsson, Anders	WeP 67
Onimaru, Takahiro	TuP 51
Onishi, Hiroaki	ThA1-2
Ono, Toshio	TuP 10
Onose, Y.	TuP 100
Onykiienko, Yevhen	TuP 89

Orecchini, Andrea	MoD1-4
Orecchini, Andrea	WeP 35
Osborn, John	WeP 51
Oshima, Kazuyuki	MoP 18
Ostermann, Andreas	MoE1-4
Osti, Naresh	WeF2-6
Otake, Yoshie	MoP 85
Otake, Yoshie	MoP 107
Otake, Yoshie	WeP 28
Otomo, Toshiya	WeF1-4
Ouladdiaf, Bachir	MoC1-3
Ouladdiaf, Bachir	WeA2-6
Ouladdiaf, Bachir	ThC1-5
Ouladdiaf, Bachir	WeP 57
Ouladdiaf, Bachir	WeP 122

P

Pablo, Juan de	MoD1-2
Pablo, Juan J. de	MoE2-3
Paciaroni, Alessandro	WeP 35
Paddison, J A M	TuC1-2
PAGE, Katharine	ThE1-4
Pal, D.	TuP 87
Palsson, Gunnar	TuP 123
Palsson, Gunnar	WeP 45
Palsson, Gunnar	WeP 67
Pálsson, Gunnar K.	WeB1-5
Pan, Bingying	TuA1-1
Pan, Ping-l	ThF2-4
Pandey, A	TuA1-5
Pandey, Nidhi	MoC2-8
PANDEY, NIDHI	TuP 83
Pandey, Pankaj Kumar	MoE2-9
Pappas, C.	TuP 100
Pappas, Catherine	TuB2-1
Pappas, Catherine	ThC2-2
Pappas, Catherine	TuP 79
Paradowska, Anna	WeC2-3
Parchenko, Sergii	MoC1-3

Park, Eun Soo	ThE1-6
Park, Garam	MoP 71
Park, Garam	TuP 91
Park, J. M. Sungil	MoP 71
Park, J. M. Sungil	TuP 91
Park, J. M. Sungil	WeP 59
Park, J. M. Sungil	WeP 100
Park, J. T.	TuA1-2
Park, J. T.	TuA1-3
Park, J. T.	TuA1-4
Park, Jae-Hoon	WeC1-1
Park, Je-Geun	ThA2-8
Park, Je-Geun	ThA2-9
Park, Je-Geun	TuP 12
Park, Je-Geun	TuP 52
Park, Je-Geun	TuP 56
Park, Jitae	TuA1-1
Park, Jitae T.	WeP 58
Park, Moon Jeong	MoP 37
Park, S.	TuP 98
Park, Sang-Youn	WeC1-1
Park, Seong-Hun	MoP 71
Park, Seong-Hun	TuP 91
Park, SoHyun	TuA2-3
Park, SoHyun	TuP 59
Park, Sungkyun	TuP 61
Park, T.R.	MoP 92
Parker, Joseph	MoP 115
Parker, Joseph Don	WeC2-1
Parker, Joseph Don	MoP 108
Parker, Joseph Don	MoP 110
Parker, Joseph Don	MoP 111
Parker, Stewart	MoP 121
Parker, Stewart F.	WeP 30
Parkhomenko, Vitaly	WeA2-4
Parnell, Steven R.	WeP 104
Paschen, S.	ThC1-2
Patil, S	TuP 125
Patwe, S J	TuP 117
Patwe, S. J.	TuP 116

Paul, Amitesh	MoC1-2	Petersen, Rasmus Toft -	TuP 37
Paul, Amitesh	MoC1-4	Peterson, Vanessa	TuF2-1
Paul, Amitesh	MoC2-3	Peterson, Vanessa	WeP 70
Paul, Amitesh	MoC2-6	Petit, Dorothee	MoC2-4
Paul, Amitesh	TuP 73	PETIT, Sylvain	ThA2-3
Paul, Amitesh	TuP 74	Petra, Kudejova	TuF2-2
Paul, Amitesh	TuP 75	Petrenko, Oleg A.	TuP 95
Paul, Amitesh	TuP 78	Petry, Winfried	ThE2-3
Paul, Amitesh	WeP 48	PETUKHOV, Alexandre	ThB1-6
Paul, Amitesh	WeP 64	Pfleiderer, Christian	WeA2-6
Paul, Neelima	TuP 78	Pfleiderer, Christian	TuP 2
Paul, Stephan	ThE2-3	Pfleiderer, Christian	TuP 3
Paulus, Werner	TuP 19	Pfleiderer, Christian	TuP 82
Pavlov, Konstantin	ThB2-5	Phan, Dinh Minh	MoP 28
Pavlov, Konstantin	WeP 89	Phan, Minh Dinh	TuE1-5
Pecanha-Antonio, Viviane	TuP 55	Phan, Minh Dinh	MoP 65
Pedersen, Björn	AuA2-3	Picha, Roppon	MoP 117
Pedersen, Björn	WeA2-6	Pieper, Jörg	MoP 57
Pedersen, Björn	TuP 59	Pierpauli, Karina	MoB1-4
Pedersen, Björn	WeP 88	Ping, Miao	TuP 25
Pedersen, Jan Skov	MoP 52	Pinna, Roberto S.	WeP 30
Pedersen, Martin C	MoP 53	Piovano, Andrea	ThA2-2
Peetz, Jacqueline	MoB2-8	Piovano, Andrea	TuP 15
Pena-Francesch, Abdon	MoP 55	Piovano, Andrea	TuP 105
Peng, Jen-Chih	WeP 55	PIOVANO, Andrea	WeP 66
Pentenero, Jérôme	ThB1-4	Pipich, Vitaliy	MoP 91
Pentz, Peter	TuC2-4	Pipich, Vitaliy	TuP 13
Pereira, Jose	ThD1-2	Pipich, Vitaliy	WeP 43
PEREZ-SALAS, Ursula	TuE1-4	Pirogov, A. N.	WeP 3
Perfetti, Mauro	TuP 101	Pirogov, A.N.	MoP 60
Perlado, Jose Manuel	MoB2-3	Pirogov, Alexander	WeA2-4
Perlado, Jose Manuel	WeP 81	Piscitelli, Francesco	ThB1-1
Perring, T.G.	ThC1-7	Platonov, S.	MoP 127
Persson, Joerg	TuP 113	Pleshanov, Nikolay	WeP 17
Perßon, Jörg	TuP 112	Plewka, Jörn	ThB1-3
Pesach, Asaf	MoC2-7	Podlesnyak, A.	ThC1-3
Pesach, Asaf	TuP 60	Podyrec, K	MoP 128
Peters, Judith	WeD1-5	Pomjakushin, Vladimir	ThA2-5
Peters, Judith	MoP 56	Pomjakushin, Vladimir	TuP 6
Peters, Judith	WeP 32	Pomjakushin, Vladimir	TuP 11

Pomjakushin, Vladimir	TuP 28	Princep, A. J.	TuA2-2
Pomjakushin, Vladimir	TuP 31	Priyanto, Tri Hardi	WeP 102
Pomjakushina, Ekaterina	TuP 6	Proffen, Th.	TuP 61
Pomm, Matthias	MoC2-6	Prokes, Karel	WeA2-6
Pomm, Matthias	ThB1-3	Prokes, Karel	WeB2-4
Pomm, Matthias	WeP 48	Prokes, Karel	TuP 40
Pomm, Matthias	WeP 64	Prokeš, Karel	TuP 69
Pomposo, Josetxo	WeD1-1	Prokhnenko, Oleksandr	WeB2-4
Pomyakushin, Vladimir	TuP 93	Prokofiev, A.	ThC1-2
Ponard, Anne	WeP 5	Prsa, K.	TuP 103
Pooke, Donald	WeB1-3	Prsa, Krunoslav	TuP 28
Pooley, Daniel	ThB2-3	Prša, Krunoslav	ThA1-7
Pooley, Daniel	WeP 30	Pschenichniy, Kirill	ThC2-4
Porcar, Lionel	MoD1-3	Puetter, Sabine	WeP 19
Porcar, Lionel	MoE2-3	Pullen, Stewart	WeP 25
PORCAR, Lionel	TuE1-4	Pulvermacher, Samuel	TuC2-3
Porcar, Lionel	TuF1-3	Puspita, Widya Rika	TuP 45
Porcar, Lionel	TuF2-3	Pütter, Sabine	MoC2-8
Porcher, Florence	TuA2-3	Pütter, Sabine	TuP 70
Porcher, Florence	TuC2-4	Pütter, Sabine	WeP 58
PORCHER, Florence	MoP 82	Putz, Ana-Maria	MoP 81
Porras, Ignacio	ThE2-4	Pyczak, Florian	ThE1-5
Portnichenko, P. Y.	ThC1-2	Pynn, Roger	WeP 104
Pospelov, Gennady	WeB1-4		
Pospelov, Gennady	WeP 115	Q	
Posth, O.	TuP 85	Qian, F.	ThC2-2
Prabhakaran, D.	TuA2-2	Qian, F.	TuP 100
Prabhakaran, Dharmalingam	TuA2-1	Qian, Fengjiao	TuP 79
Prabhu, Vivek	MoD1-2	Qian, Shuo	MoP 24
Praena, Javier	ThE2-4	Qiu, Y.	TuP 1
Prajapat, C. L.	MoC1-2	Qiu, Yiming	WeB2-3
Prajapat, C. L.	TuP 72	Quintero-Castro, D. L.	TuP 1
Prajapati, Pradeep K.	MoP 79	Qureshi, N.	TuA1-3
Prakash, Pulkit	TuP 86	Qureshi, Navid	ThC2-8
Pramanick, Abhijit	ThE1-1	Qureshi, Navid	TuP 95
Prätzel, Engelhard	ThB1-3	Qureshi, Navid	WeP 57
Prescott, Stuart	WeB1-1		
Preston, Thomas J.	TuP 110		
Prévost, Bobby	ThA2-5		
Prévost, Sylvain	MoD2-6		

R

R, Chitra	TuP 22	Reehuis, Manfred	TuP 40
Raaths, Christo	WeP 84	Regmi, Murari	ThB1-2
Raaths, Christo	WeP 87	REGNAULT, Louis-Pierre	ThA2-3
Rachel, Stephan	TuP 89	Regnault, Louis-Pierre	ThA2-5
Radulescu, Aurel	TuB2-6	Rehm, Christine	MoD2-2
Radulescu, Aurel	TuD1-2	Rehm, Christine	ThD1-3
Radulescu, Aurel	WeF2-2	Rehm, Christine	MoP 2
Radulescu, Aurel	WeP 56	Rehm, Christine	WeP 24
Raghuwanshi, Vikram S.	MoP 3	Reim, Johannes D.	ThC2-6
Rahn, Marein	WeA2-6	Reimann, Tommy	MoA1-4
Rajeevan, N E	TuP 8	Reinsch, Helge	TuP 114
Ramakrishnan, Mahesh	MoC1-3	Rekas, Agata	MoP 63
Ramasamy, Radha Perumal	MoP 15	Remhof, Arndt	TuF1-5
Ramasamy, Radha Perumal	MoP 39	Ren, Wei	TuA2-4
Ramazanoglu, Mehmet	TuA1-5	Rennie, Adrian	ThB1-7
Ramirez-Cuesta, Timmy	WeB2-2	Rennie, Adrian	TuP 118
Ramos, Mike	ThC1-1	Rennie, Adrian R.	TuD2-3
RANJAN, RAHUL	MoP 16	Rennie, Adrian R.	TuP 109
Raspino, Davide	ThB1-2	Ressouche, Eric	ThC1-5
Raven, Emma	MoE1-4	Retuerto, Maria	TuA2-1
Raven, Emma L.	MoE2-4	retuerto, Maria	TuP 105
Raventos, Marc	MoP 104	Reuther, Johannes	ThA1-1
Raverty, Warwick	MoP 3	Rhodes, Nigel	ThB2-3
Ravikumar, G.	MoC1-2	Riberolles, Simon	TuP 95
Ravn, Anders K.	TuP 105	Ricci, Giulia	TuP 5
Rawat, Rajeev	MoC2-8	Richard, Campbell	WeP 14
Rawat, Rajeev	TuP 78	Richardson, Robert	WeB1-1
Ray, Debes	MoP 10	Richmond, Scott	ThC1-1
Ray, Debes	MoP 13	Richter, Dieter	WeP 43
Ray, Pia J.	TuP 35	Rivin, Oleg	MoC2-7
Rayaprol, S.	TuP 87	Rivin, Oleg	WeB2-4
RAYAPROL, SUDHINDRA	TuP 20	Roach, David	WeP 25
Raymond, Stephane	TuP 113	Robert, Barker	WeP 14
RAYMOND, Stéphane	ThA2-3	Robert, Julien	WeC1-3
Raymond, Stéphane	ThC1-5	Roberts, Gordon C.K.	MoE2-4
Raymond, Stéphane	TuP 112	Robertson, Lee	ThB2-4
Real, Florent	MoP 123	Rod, Thomas	WeP 116
Rebelo-Kornmeier, Joana	MoP 98	Rodriguez, Jose	TuP 36
		Rodriguez-Carvajal, Juan	WeP 122
		Rodriguez-Carvajal, Juan	WeP 123

Saini, Apurve	MoP 22	sathe, Vasant G.	MoP 122
Sakaguchi, Yoshifumi	TuP 18	Sathish, C. I.	ThA2-9
Sakai, Takamasa	MoP 4	Satija, Sushil	TuE1-5
Sakai, Takamasa	MoP 20	Satija, Sushil	WeD1-4
Sakai, V. Garcia	TuE2-3	Sato, Hirotaka	MoP 108
Sakai, V. Garcia	WeD2-2	Sato, Hirotaka	MoP 113
Sakai, Victoria Garcia	WeD1-5	Sato, Hirotaka	WeP 75
Sakakibara, T	ThA1-5	SATO, Kaoru	MoF2-3
Sakurai, Hiroya	TuP 28	Sato, Masatoshi	TuP 32
Sakurai, Kenji	WeC2-4	Sato, Shuma	TuD1-2
Sakurai, Kenji	TuP 129	Sato, Taku J.	ThC2-6
Sala, Gabriele	ThC1-4	Sato, Taku J.	ThC2-7
Sala, Garbiele	WeC1-4	Sato, Taku J.	TuP 57
Sales, Brian	WeA2-1	Satoh, Kazuhiko	TuP 14
Salhi, Zahir	WeP 19	Satoh, Setsuo	MoP 110
Salhi, Zahir	WeP 43	Satoh, Setsuo	WeP 105
Salhi, Zahir	WeP 56	Säubert, Steffen	TuP 2
Salvemini, Filomena	WeC2-3	Säubert, Steffen	TuP 3
Samoylova, Nataly	ThF2-3	Sauer, Olaf-Peter	MoB2-1
SAMPATHKUMARAN, E V	TuP 20	Saura-Muzquiz, Matilde	TuP 132
Sand, Asger	MoP 53	Saura-Múzquiz, Matilde	TuP 120
Sani, Marc-Antoine	MoP 49	Savici, Andrei	WeB2-1
Sano, Tadafumi	WeP 85	Savii, Cecilia	MoP 81
Santisteban, Javier	MoB1-4	Sazonov, A.	ThC1-3
Santodonato, Louis	TuC2-2	Sazonov, Andrew	WeA2-3
Santos, Antonio de	TuP 60	Sazonov, Andrew	WeP 69
Sapkota, Aashish	TuA1-5	Scaramucci, Andrea	TuP 31
Saroun, J.	TuP 21	Schäffer, Turi K.	TuA2-1
Saroun, Jan	TuB2-5	Schäffer, Turi K.	ThA2-7
Saroun, Jan	MoP 95	Schanzer, Christian	WeP 33
Saroun, Jan	WeP 39	Schefer, Juerg	TuP 19
Saroun, Jan	WeP 40	Schefer, Jürg	TuA2-3
Saroun, Jan	WeP 46	Schefer, Jürg	WeE2-5
Sartbaeva, Asel	MoP 83	Schefer, Jürg	ThA2-2
Sarte, P.M.	WeC1-2	Scheie, Allen	WeC1-4
Sasaki, Akio	MoP 64	Scherillo, Antonella	TuC2-4
Sasaki, Takahiko	TuP 14	Schiavone, Maria M.	TuD1-2
Sasaki, Tsukasa	WeP 75	Schiavone, Maria Maddalena	WeF2-2
Sassa, Y.	TuP 103	Schillinger, Burkhard	TuC2-3
Sassa, Yasmine	TuP 37	Schillinger, Burkhard	TuC2-4

Schiro, Giorgio	MoE1-1	Schweika, Werner	WeE2-1
Schlagel, D.	ThC2-2	Schweins, Ralf	ThB2-2
Schlegel, Moritz-Casper	MoB2-1	Schweins, Ralf	TuP 5
Schlegel, Moritz-Casper	TuP 114	SCOTTA, Juan Pablo	ThE2-5
Schlipf, Johannes	TuF1-3	Sechovsky, Vladimir	MoB2-9
Schmalzl, Karin	TuP 112	Segawa, Mariko	WeC2-1
Schmalzl, Karin	TuP 113	Segawa, Mariko	MoP 110
Schmehl, Andreas	MoC2-3	Segura, Jaime	WeP 4
Schmehl, Andreas	MoC2-6	Segura, Jaime	WeP 5
Schmehl, Andreas	WeP 64	Segura, Jaime	WeP 14
Schmid, Siegbert	ThD1-3	Seifert, Marc	TuP 82
Schmidt, Christian	MoP 40	Seiichi, Kuroda	ThD1-6
Schmidt, Fabian	ThB1-5	Seki, Shinichiro	ThC2-6
Schmidt, Soeren	MoP 104	Seki, Shin-ichiro	TuP 23
Schmidt, Soren	TuF2-4	Seki, Yoshichika	MoP 115
Schmidt, Thomas J.	TuP 121	Sekine, Kotaro	MoP 102
Schmidt, Ulrich	ThB1-5	Semenikhin, S.Yu.	MoP 124
Schneel, Emanuel	ThD2-7	Semenikhin, S.Yu.	MoP 125
Schneider, Christof	MoC1-3	Semkin, Mikhail	WeA2-4
Schneider, Harald	TuP 70	Sentsho, Zeldah	WeP 84
Schneider, Michael	WeP 33	Sentsho, Zeldah	WeP 87
Schneidewind, Astrid	MoA1-2	Senyshyn, Anatoliy	WeA2-6
Schneidewind, Astrid	MoB2-8	Senyshyn, Anatoliy	ThF2-1
Schneidewind, Astrid	TuP 89	Senyshyn, Anatoliy	TuP 107
Schneidewind, Astrid	WeP 58	Senyshyn, Anatoliy	WeP 88
Schober, H.	TuP 116	Seong, B.S.	ThF1-1
Schober, Helmut	WeA1-3	Seong, B.S.	MoP 92
Schober, Helmut	TuP 81	Seong, Baek Seok	MoF2-5
Schoekel, Alexander	WeP 88	SEONG, BAEK SEOK	ThF1-2
Schönemann, Rico	ThA1-1	Seong, Baek Seok	MoP 91
Schorr, Susan	WeP 62	SEONG, BAEK SEOK	WeP 1
Schorr, Susan	WeP 63	Seong, Baek Seok	WeP 59
Schrader, Tobias	MoE1-4	Seong, Baek-Seok	TuB1-5
Schrader, Tobias	WeA2-6	Seong, Baek-Seok	WeP 39
Schrader, Tobias E.	TuD1-2	Seong, Baek-Seok	WeP 40
Schreyer, Andreas	ThE1-5	Seong, Baek-Seok	WeP 47
Schulz, Michael	MoA1-4	Seong, Baek-Seok	WeP 95
Schulz, Michael	MoP 114	Seong, Baek-Seok	WeP 100
Schulz, Michael	TuP 82	Seong, Seok Baek	WeP 90
Schweika, Werner	TuB2-3	Separovic, Frances	MoP 49

Sera, M	ThA1-5	Shibata, Kaoru	WeP 71
Serrano, Ander	MoB2-3	Shibayama, Mitsuhiko	MoD1-1
Seto, hideki	MoB2-6	Shibayama, Mitsuhiko	MoP 4
Seto, Hideki	MoE2-6	Shibayama, Mitsuhiko	MoP 17
Seto, Hideki	ThD2-10	Shibayama, Mitsuhiko	MoP 18
Seto, Hideki	MoP 31	Shibayama, Mitsuhiko	MoP 20
Seto, Hideki	WeP 71	Shibayama, Mitsuhiko	MoP 94
Seung, B. S.	WeP 2	Shiina, Ryouzuke	TuP 49
Seung, B.S.	WeP 6	Shimakura, Hironori	TuP 18
Seydel, Tilo	MoE2-8	Shimamoto, Kenta	MoC1-3
Seydel, Tilo	MoP 1	Shimizu, Nobutaka	MoP 59
Seydel, Tilo	TuP 17	Shimizu, Nobutaka	MoP 67
Sferrazza, Michele	MoP 23	Shin, E. J.	WeP 2
Shabunina, Galina	TuP 93	Shin, Eun Joo	MoP 109
Shafronovskaya, A. I.	MoP 129	Shin, Eunjoo	ThF1-2
Shahlori, Rayomand	ThD2-9	Shin, Eunjoo	MoP 96
Shaked, Hagai	MoC2-7	Shin, Eunjoo	WeP 1
Shalaev, Evgenyi	MoD2-3	Shin, I.-J.	TuP 98
Shamoto, Shin-ich	TuP 53	Shin, Kwang Woo	TuP 69
Shamoto, Shin-ich	TuP 67	Shin, Kwanwoo	TuE1-5
Shamoto, Shinichi	ThA1-2	Shin, Kwanwoo	MoP 28
Shanbhag, Ganapati	TuP 127	Shin, Kwanwoo	MoP 65
Shang, Dashan	TuP 68	Shin, Tae Joo	ThF2-5
Sharma, Nitika	TuP 81	Shin, Tae-Gyu	MoP 91
Sharma, V. K.	WeD2-2	Shinohara, Takenao	TuF2-4
Sharma, V. K.	MoP 51	Shinohara, Takenao	WeC2-1
Sharma, V.K.	TuE2-3	Shinohara, Takenao	MoP 108
Sharma, V.K.	ThD2-4	Shinohara, Takenao	MoP 110
Sharma, V.K.	MoP 9	Shinohara, Takenao	MoP 111
Sharma, V.K.	TuP 119	Shinohara, Takenao	MoP 115
Sharp, Melissa	MoB2-3	Shishkin, Ivan	WeP 37
Shaw, Paul	ThD2-5	Shishkin, Ivan	WeP 38
SHEN, Baolong	ThE1-4	Shrestha, Utsab	MoE2-7
Shen, Fei	MoP 120	Shrestha, Utsab	MoP 46
Shen, Shipeng	TuP 68	Shrestha, Utsab	MoP 47
Shen, Yao	TuA1-1	Shudo, Yasuyuki	MoP 94
Shepherd, Rosalie H.	TuP 109	Shushunov, M.	MoP 127
Shi, Guosheng	MoD2-4	Shushunov, M.	MoP 128
Shibata, K.	ThF2-8	Shushunov, M.	TuP 63
Shibata, Kaoru	ThA1-2	Shvetsov, Valery	ThE2-1

Sibille, Romain	ThA2-5	Skoulatos, Markos	WeP 58
Sidis, Y.	TuA1-3	Skryabin, Yury	WeA2-4
Sidis, Yvan	MoA1-1	Smeibidl, Peter	WeB2-4
Sidis, Yvan	ThA1-6	Smeibidl, Peter	WeB1-2
Siegfried, Sven-Arne	ThC2-4	Smik, Michael	MoC1-5
Siemers, Dirk Jan	TuB2-5	Smith, Clive	WeP 30
Sigiyama, Jun	TuP 28	Smith, Gregory	MoP 42
Silva, Laura da	MoP 56	Smith, Gregory S.	MoD2-5
Sim, Hasung	ThA2-9	So, Ji-Yong	WeP 119
Sim, Hasung	TuP 12	Sobolev, Boris	TuP 24
Sim, Hasung	TuP 52	Sobolev, Oleg	WeP 58
Simeoni, Giovanna	ThA1-1	Soda, M	ThA1-5
Simeoni, Giovanna	TuP 101	Soda, Minoru	TuP 10
Simeth, Wolfgang	WeA2-6	Soda, Minoru	TuP 49
Simon, Charles	MoB1-1	Soh, Hoi Sup	MoP 103
Simonet, Virginie	WeC1-3	Sohn, Daewon	MoP 25
SIMONET, Virginie	ThA2-3	Sohn, Daewon	MoP 26
Singh, Baltej	WeA1-3	Sokolov, Nikolai	TuP 102
Singh, Baltej	TuP 116	Sokolova, Anna	MoD2-2
Singh, Puyam S.	MoP 79	Sokolova, Anna	WeE2-3
Singh, Ripandeep	TuP 81	Sokolova, Anna	MoP 100
Singh, S.	TuP 98	Soltwedel, Olaf	TuE1-2
Singh, Saurabh	MoP 54	Soltwedel, Olaf	MoP 19
Singh, Son	MoP 103	Somanathan, Swathi	MoP 15
Singh, Surendra	MoC1-2	Somenkov, V.	MoP 127
Singh, Surendra	TuP 72	Somenkov, V.	MoP 128
Singh, Vikram	TuP 78	Somenkov, V.	TuP 63
Singh, Yogesh	ThA1-1	Somenkov, V. A.	MoB1-2
Singleton, John	WeA2-1	Somenkov, V. A.	TuP 29
Sinha, Sunil K.	MoA2-3	Somenkov, V. A.	TuP 21
Siouris, Ioannis M.	ThD1-5	Somenkov, Victor	MoP 105
Siruguri, V.	TuP 87	Son, Hyunjoo	MoP 30
siruguri, Vasudeva	MoP 122	Sondergaard-Pedersen, Frederik M.	TuP 132
SIRUGURI, VASUDEVA	TuP 20		
Sjogreen, Kristoffer	WeP 81	Song, Chaeyeon	MoE2-1
Skar-Gislinge, Nicholas	MoF2-6	Song, Chaeyeon	MoP 68
Skoda, Maximilian	TuE1-1	Song, Gian	TuC2-2
Skoda, Maximilian W. A.	TuP 109	Song, Jiyun	MoP 29
Skoro, Goran	WeP 20	Song, Ki-Myung	TuP 62
Skoulatos, Markos	ThA2-2	Song, S.	TuP 61

Song, Yoodae	MoP 126	Steinke, Nina-Juliane	WeP 82
Soon, Aloysius	WeF2-5	Stellacci, Francesco	TuD2-2
Sørby, Magnus H.	MoB1-5	Sterbinsky, George	WeF2-5
Sordo, Fernando	MoB2-3	Sterer, Eran	TuP 60
Sordo, Fernando	WeP 81	Stewart, J Ross	TuC1-2
Sørensen, Mikkel	TuP 101	Stewart, J. R.	WeP 65
Sorokin, Nikolai	TuP 24	Stewart, Ross	TuP 39
Sotlwedel, Olaf	ThD2-7	Stewart, Ross	TuP 114
Sotres, Javier	WeB1-1	Stewart, Ross	WeP 18
Souza, Nicolas de	WeP 50	Stingaciu, Marian	TuP 120
Souza, Nicolas R de	MoB2-5	Stingaciu, Marian	TuP 132
Soyama, Kazuhiko	TuP 99	Stock, C.	WeC1-2
Spedding, James	WeP 25	Stock, Norbert	TuP 114
Sponar, Stephan	ThE2-2	Stockert, Oliver	TuP 4
Sproll, Véronique	TuP 121	Stoica, Alexandru	TuC2-2
Srinivasan, H.	TuE2-3	Stone, M	TuA1-5
Srinivasan, H.	WeD2-2	Stone, M. B.	ThA2-8
Srinivasan, H.	MoP 9	Stone, M.B.	WeC1-2
Srivastava, Samanvaya	MoD1-2	Stone, Matthew	ThC1-4
Stahn, Jochen	MoC1-4	Störmer, Michael	ThB1-3
Stahn, Jochen	MoC2-3	Storsberg, Joachim	MoP 40
Stahn, Jochen	MoC2-6	Strobl, Markus	TuB2-5
Stahn, Jochen	MoC2-8	Strobl, Markus	TuC2-4
Stahn, Jochen	TuP 78	Strobl, Markus	TuF2-4
STAHN, JOCHEN	TuP 83	Strobl, Markus	WeC2-5
Stahn, Jochen	WeP 64	Strobl, Markus	MoP 75
Stahn, Jochen	WeP 80	Strobl, Markus	WeP 27
Stampfl, Anton	WeF2-5	Strunz, Pavel	MoP 84
Stampfl, Anton P.J.	ThE1-2	Studer, Andrew	TuA2-4
Stan, Gheorghe	TuD2-1	Studer, Andrew	WeP 70
Stark, Andreas	ThE1-5	Stuesser, Norbert	WeB2-4
Staub, Urs	MoC1-3	Stühn, Bernd	WeD1-2
Stefan, Seidlmayer	TuF2-2	Stühn, Bernd	MoP 32
Stefanescu, Irina	ThB1-3	Stuhr, Uwe	TuA2-1
Steffens, Paul	MoB2-9	Stunault, Anne	TuB2-2
Steffens, Paul	ThC1-6	Stusser, Norbert	TuP 93
Steffens, Paul	TuP 37	Su, Jielong	MoP 3
Steinbrueck, Martin	TuC2-3	Su, Yixi	TuP 13
Steinke, Nina-Juliane	MoC2-2	Su, Yixi	TuP 55
Steinke, Nina-Juliane	MoC2-4	Su, Yixi	WeP 58

Su, Yuhua	WeC2-1
Su, Yuhua	MoP 108
Su, Yuhua	MoP 110
Su, Yuhua	MoP 111
Suaifan, Mahmoud	WeP 95
Suaifan, Mahmoud Yaseen	WeP 1
Sugiyama, J.	TuP 103
Sugiyama, Jun	MoF2-4
Sugiyama, Masaaki	MoP 59
Suh, Bonglim	ThF2-5
Sumin, V.V.	TuP 21
Sumnikov, Sergey	ThF2-3
Sumpter, Bobby	MoP 42
Sun, Guangai	MoB1-3
Sun, Guangai	MoP 89
Sun, Guangai	WeP 15
SUN, GWANG MIN	WeP 78
SUN, GWANG MIN	WeP 117
Sun, Kai	WeP 73
Sun, Ya-Sen	ThD2-2
Sun, Young	TuP 68
Sundaram, Nalini	TuP 127
Sung, Bong June	MoD2-8
Sung, Bong June	MoP 130
Šurija, Vinko	ThA1-7
Suturin, Sergei	TuP 102
Suzuki, Hiroshi	MoP 85
Suzuki, Jun-ichi	TuP 23
Suzuki, Jun-ichi	TuP 99
Suzuki, Jun-ichi	WeP 97
Suzuki, Shinsuke	MoP 85
Svetogorov, Roman	TuP 114
Swain, Diptikanta	TuP 127
Sykora, Jeffrey	ThB2-3
Syromyatnikov, Vladislav	TuP 80
Syromyatnikov, Vladislav	WeP 96
Szczerba, W.	TuP 85
Szklarz, Przemysław	TuP 26

T

Tachibana, Makoto	TuP 31
Taguchi, Yasujiro	TuP 23
Tahara, Shuta	TuP 18
Tajudin, M. T.	TuP 108
Takabatake, Toshiro	TuP 51
Takacs, Erzsebet	MoP 89
Takahashi, Kei S.	TuP 56
Takahashi, Misato	MoA1-5
Takahashi, Ryuta	TuP 18
Takahashi, Yoshiyuki	WeP 85
Takamura, Masato	MoP 85
Takata, Shin-ichi	WeP 97
Takayasu, Moyoshi	WeP 118
TAKAYOSHI, Shintaro	ThA2-3
Takeda, Masayasu	TuP 129
Takeda, Shin	WeE2-4
Taketani, Atsushi	MoP 107
Taketani, Atsushi	WeP 28
Takeuchi, T	ThA1-5
Takeya, Hiroyuki	MoA1-5
Takeya, Hiroyuki	TuP 45
Takigawa, Masashi	ThA1-3
Tamura, Itaru	MoP 74
Tamura, Kazuhisa	MoP 73
Tan, Jin-Chong	WeE1-5
Tan, Zhijian	TuP 47
Tanaka, Hidekazu	ThA2-4
Tanaka, Hidekazu	TuP 97
Tanaka, Ichiro	MoE1-2
Tanaka, Ichiro	MoP 64
Tanaka, Keiji	MoP 38
Tanaka, Yu	ThA1-3
TANG, M.	WeP 111
Tang, Rasmus	TuP 17
Tani, Misato	WeP 23
Taniguchi, Hiromi	TuP 14
Tao, Quanzheng	MoC2-7
Tarnavich, Vlad	ThC2-5

Tarnavich, Vladislav	WeP 96	Toebbens, Daniel	TuP 114
Tartaglione, Aureliano	MoB1-4	Toft-Petersen, Rasmus	MoB2-7
Tartakovskaya, Elena	ThC2-5	Toft-Petersen, Rasmus	MoB2-8
Tasaki, Seiji	WeP 98	Toft-Petersen, Rasmus	TuP 16
Tayal, Akhil	TuP 78	Tokura, Y.	TuP 100
Taylor, J	ThA1-5	Tokura, Yoshinori	ThC2-6
Taylor, John	TuP 105	Tokura, Yoshinori	TuP 23
Taylor, Jonathan	MoF1-5	Tokura, Yoshinori	TuP 56
Tchernyshov, Oleg	WeC1-4	Tomandl, Ivo	WeP 10
Tedjini, Marwan	WeP 5	Tomiyasu, Ryoko	WeP 114
Tejsner, Tim	TuP 15	Tomota, Yo	WeE1-1
Tejsner, Tim Birger	TuP 37	Tomota, Yo	MoP 108
Telling, Mark	TuP 101	Tong, Xin	ThB2-4
Telling, Mark T. F.	MoP 1	Toperverg, Boris	WeB1-5
Tengattini, Alessandro	WeP 4	Toperverg, Boris	WeP 45
Teplykh, Alexander	WeA2-4	Torii, Shuki	MoP 126
Terry, Ann	ThF2-7	Torii, Shuki	TuP 25
Terry, Ann E.	WeP 94	Torii, Shuki	TuP 44
Testa, Luc	TuP 36	Torii, Shuki	TuP 47
Thaler, Alexander N.	WeP 104	Torii, Shuki	TuP 58
Theil-Kuhn, Luise	TuF2-4	Torii, Shuki	WeP 114
Thibeault, Jacque	ThA1-4	Torii, Shukii	ThF2-5
Thiry, Marc	MoF2-1	Torii, Shukii	TuP 45
Thomas, Amandine	ThF2-7	Tóth, S.	TuA2-2
Thomas, Knoche	TuF2-2	Tovar, Michael	WeP 63
Thompson, J. D.	ThC1-3	Tran, Phuong	TuC1-1
Thompson, J. D.	TuP 61	Trapp, Marcus	MoP 8
Thompson, Joe	ThC1-1	Trassin, Morgan	MoC1-3
Tian, Gengfang	WeP 73	Treimer, Wolfgang	TuC2-1
TIAN, H.L.	WeP 111	Treimer, Wolfgang	ThB2-7
Tian, Haolai	WeP 108	Tremsin, Anton	TuC2-2
Tian, Qiang	MoP 89	Tremsin, Anton S	TuF2-4
Tian, W.	TuP 1	Trouw, Frans	ThC1-1
Tian, Wei	WeA2-1	Trtik, Pavel	TuF2-4
Tian, Wei	TuP 68	Trtik, Pavel	WeC2-2
Tietze, Rainer	TuD2-5	Trunov, Dmitriy	WeP 53
Tietze, Ursula	WeP 96	Trunov, Dmitriy	MoP 99
Ting, Valeska	MoP 83	Trunov, Dmitriy	MoP 105
Tirrell, Matthew	MoD1-2	Tseng, Kuo-Feng	TuA1-4
Tobias, Douglas	MoE1-1	Tsurkan, Vladimir	TuP 89

Tsyvashchenko, Anatoli V.	TuP 84
Tucker, Gregory	ThC2-9
Tulk, Chris	TuP 60
Turner, Adam H.	MoP 80
Tyagi, A K	TuP 117
Tyagi, A.K.	TuP 116
Tyagi, Madhusan	MoP 55
Tyagi, Madhusudan	WeD1-3
Tyagi, Madhusudan	WeF2-6
Tyagi, Madhusudan	MoP 47
Tyagi, Madhusudan	TuP 122
Tymoshenko, Yuliia	TuP 89

U

Udby, Linda	MoA1-2
Udby, Linda	TuP 16
Udby, Linda	TuP 35
Udby, Lunda	TuP 15
Ueda, Satoru	ThD1-6
Ueda, Satoru	ThD2-6
Ueki, Takeshi	MoP 17
Ueno, Wakana	MoP 115
Uhrig, David	TuD1-3
Uhríková, Daniela	TuE2-4
Ukleev, Victor	TuP 23
Ukleev, Victor	TuP 102
Uldry, Anne-Christine	ThA2-5
Ulrich, Clemens	TuA2-4
Ulyanov, Vladimir	WeP 96
Ungar, Tamas	WeE1-4
Univ., Lund	WeP 67
Univ., Uppsala	WeP 67
Uritani, Akira	WeP 85
Uwatoko, Y.	ThC2-3

V

Vacik, Jiri	WeP 10
Vadakkedath, Praveen George	MoP 58

Vadilonga, Simone	ThE2-6
Vaknin, D.	ThF2-8
Valiev, E.	MoP 127
Valiev, E.Z.	MoP 60
Vallet, Valerie	MoP 123
Valli, Monica	ThF1-3
Varslot, Trond	MoD2-2
Vaßen, Robert	MoP 98
Vazhentsev, Andrey	MoP 105
Vazquez, Gerson	ThB1-2
Venero, Diego Alba	WeP 94
Venter, Andrew	WeP 84
Venter, Andrew	WeP 87
Verkhoglyadov, A. E.	MoP 129
Veronika, Zinth	TuF2-2
Vezhlev, Egor	WeF2-3
Vezhlev, Egor	WeP 10
Vial, Sebastien	TuB2-2
Vicente, Roberto	TuP 128
Viggiani, Cino	WeP 4
Villacorta, Felix J	MoB2-3
Villacorta, Felix J	WeP 81
Villar-Rodil, Silvia	TuP 111
Violini, Nicolo	TuB2-3
Violini, Nicolò	WeP 35
Vivanco, Raul	WeP 81
Vivas, L. G.	TuP 71
Vivaudou, Michel	MoE2-3
Vlček, Jan	MoC1-5
Vogel, S. C.	TuP 61
Voigt, J.	TuB1-3
Voigt, Jörg	TuP 112
Voigt, Jörg	WeP 35
Vollert, Florian	MoP 98
Vollrath, Mont Kumpugdee	MoP 40
Vorderwisch, Peter	WeP 55
Vorobiev, Alexei	WeP 67
Voronin, V.	MoP 127
Voronin, V.V.	MoP 124
Voronin, V.V.	MoP 125

Vrána, Miroslav	WeP 39
Vrána, Miroslav	WeP 40
Vrielink, Alice	MoP 50
Vyacheslav, Em	WeP 93

W

Wacklin, Hannah	MoP 70
Wadsater, Maria	TuE1-2
Wagemaker, Marnix	TuB2-1
Wagner, Michael	WeA2-6
Wagner, Tim	ThB1-5
Wahle, Robert	WeB2-4
Wahle, Robert	WeB1-2
Waizner, Johannes	ThC2-9
Wakabayashi, Yasuo	MoP 107
Wakabayashi, Yasuo	WeP 28
Wakai, Daisuke	WeP 60
Wakimoto, Shuichi	TuP 67
Waldie, Sarah	TuE2-1
Waldie, Sarah	MoP 69
Wallacher, Dirk	TuP 114
Wallacher, Dirk	WeP 63
Waller, S. P.	WeP 65
Waller, Simon P.	WeP 30
Wang, Baotian	WeF2-4
Wang, Baotian	MoP 119
Wang, Bing	WeE1-4
Wang, Chin-Wei	TuP 43
Wang, Chin-Wei	WeP 70
Wang, Fangwei	WeF2-4
Wang, Fangwei	TuP 68
Wang, H.	ThF2-8
Wang, Hongwei	MoP 119
Wang, Hongwei	WeP 12
Wang, Huai	ThE1-3
Wang, Huai	MoP 88
Wang, Hyun Suk	ThD2-3
Wang, J. L.	TuP 108
Wang, Qisi	TuA1-1

Wang, Sheng	WeP 28
Wang, Tianhao	ThB2-4
Wang, Xiaohe	WeP 12
Wang, Xun-Li	WeE1-4
Wang, Xun-Li	ThE1-1
WANG, Xun-Li	ThE1-4
Wang, Yingxia	TuP 47
Ward, Andy D.	TuP 109
Waßer, F.	TuA1-3
Watanabe, Kenichi	WeP 85
Watanabe, Masayoshi	MoP 17
Waterhouse, Geoffrey	ThD2-9
Watkins, Erik	MoP 86
Watson, Shannon	WeB2-3
Wawrzynczak, Rafal	ThA1-3
Weber, Alexander	TuP 70
Weber, Tobias	ThC2-9
Weber, Tobias	WeP 113
Wedel, Michael	MoF1-5
Wei, Yuan	TuA1-2
Weihe, Høgni	TuP 101
Weik, Martin	MoE1-1
Welbourn, Becky	WeB1-1
Welbourne, Alexander	MoC2-4
Well, Ad van	TuB2-1
Wellert, Stefan	MoP 19
Wells, Barrett	TuP 16
Wells, Barrett	TuP 37
Wells, Barrett O.	MoA1-2
Wheeler, E. M. Hétroy	TuA2-2
Wheeler, Elisa M.	ThA1-1
White, John	MoE2-2
White, Jonathan	MoC1-3
WHITE, Jonathan	ThA2-3
White, Jonathan S.	ThA2-5
White, Jonathan S.	TuP 49
White, Jonathan S.	WeP 121
White, Reyner	TuP 41
White, Tim	MoP 83
Whitelegg, Liam	MoB2-7

Y		
Yadav, Indresh	MoP 7	Yan, Yigang TuF1-5
Yadav, Indresh	MoP 11	Yanes, R. TuP 71
Yadav, Indresh	MoP 14	Yang, Hung-Duen TuP 43
Yadav, Ruchika	ThC1-5	Yang, Yi-feng TuA1-2
Yadav, Ruchika	WeP 120	Yano, Naomine MoP 61
Yadav, Satyesh	MoP 86	Yano, Naomine MoP 64
Yamada, Junta	WeE2-4	Yano, Shinichiro TuP 42
Yamada, Kazuyoshi	MoA1-3	Yano, Shinichiro WeP 55
Yamada, Koji	WeP 23	Yao, Bingqing MoP 83
Yamada, Norifumi	MoB2-6	Yashiro, Wataru MoP 115
Yamada, Norifumi	MoF2-4	Ye, F. ThC2-3
Yamada, Norifumi	ThD2-10	Ye, Jingfan MoC1-4
Yamada, Norifumi L.	MoP 23	Ye, Jingfan MoC2-3
Yamada, Norifumi L.	MoP 31	Ye, Jingfan MoC2-6
Yamada, Norifumi L.	MoP 38	Ye, Jingfan TuP 78
Yamada, T.	ThF2-8	Ye, Jingfan WeP 48
Yamada, Taro	MoP 61	Ye, Jingfan WeP 64
Yamagami, Hiroshi	TuP 66	Ye, Qiang WeB2-3
Yamagata, Yutaka	WeE2-4	Yepuri, Nageshwar WeB2-5
Yamamoto, Daisuke	TuP 97	Yepuri, Nageshwar Rao ThD2-5
Yamamuro, Osamu	WeD1-3	Yepuri, Nageshwar Rao MoP 70
Yamamuro, Osamu	WeF1-4	Yi, H.T. TuP 103
Yamamuro, Osamu	TuP 9	Yim, Chewook WeP 79
Yamamuro, Osamu	TuP 122	Yin, Wen MoP 120
Yamani, Zahra	TuA2-1	Yogi, Arvind ThA2-9
Yamasaki, Yuichi	TuP 23	Yokaichiya, Fabiano MoP 40
Yamauchi, Kunihiko	ThC2-7	Yokaichiya, Fabiano MoP 41
Yamauchi, Yasuhiro	TuP 18	Yokaichiya, Fabiano TuP 128
Yamazaki, Dai	TuP 99	Yokoo, T. ThA1-5
Yamazaki, Dai	TuP 129	Yokoo, Testuya TuP 57
Yamoto, Saki	MoP 64	Yokoo, Tetsuya TuP 54
Yan, Guanyun	MoP 89	Yokoo, Tetsuya TuP 56
Yan, J.-Q.	ThC2-3	Yokoo, Tetsuya WeP 33
Yan, Jiaqiang	WeA2-1	Yokoo, Tetsuya WeP 71
YAN, Lili	WeP 111	Yonemura, Masao TuP 44
Yan, Liqin	TuP 68	Yonemura, Masao TuP 45
Yan, Mingfei	WeP 28	Yonemura, Masao TuP 47
Yan, Minhao	MoP 89	Yonemura, Masao WeP 114
		Yoon, Hyunsik MoP 29
		Yoon, Jiseung WeP 79

Yoon, Minyoung	MoP 126
Yoshida, Makoto	ThA1-3
Yoshida, Yukihiko	ThF2-2
Yoshie, OTAKE	TuB1-4
Yoshimori, Yusuke	TuP 59
Yoshimura, Kimio	TuP 124
You, C.-Y.	TuP 98
You, Jung-Sun	WeE1-3
Yu, D	ThA1-5
Yu, Dehong	MoD2-4
Yu, Dehong	TuD1-5
YU, Dehong	WeP 9
Yu, Dehong	WeP 52
Yu, H. L.	ThF2-8
Yu, Li-Juan	MoP 50
Yu, Zhouxiang	WeP 73
Yusuf, S	TuP 125
Yusuf, S. M.	TuC1-4
YUSUF, S. M.	ThA2-6

Z

Zabenkin, Vladimir	WeP 89
Zaccai, Giuseppe	MoP 56
Zaccarelli, Emanuela	MoD1-4
Zacek, D.	WeP 65
Zacek, Daniel	WeP 30
Zainuddin, Norhazlin	ThD1-3
Zakalek, P.	TuB1-3
Zakalek, Paul	WeP 21
Zakalek, Paul	WeP 31
Zákutná, Dominika	MoC1-5
Zaliznyak, Igor A.	TuP 57
Zaloga, Jan	TuD2-5

Zamyatin, N. I.	MoP 129
Zanatta, Marco	MoD1-4
Zanatta, Marco	WeP 35
Zanetti, Matteo	WeP 30
Zbiri, M.	TuP 116
Zbiri, Mohamed	WeA1-3
Zbiri, Mohamed	TuP 81
Zeller, Dominik	WeD1-5
Zeng, L.	TuP 85
Zhai, Kun	TuP 68
ZHANG, J.R.	WeP 111
Zhang, Junrong	WeP 108
Zhang, Junrong	WeP 114
Zhang, Meng	WeP 12
Zhang, Q.	ThF2-8
Zhang, Rui	MoP 76
Zhang, S.	ThC1-3
Zhang, Shuoyuan	MoP 108
Zhang, Wenliang	TuA1-2
Zhao, D.	TuD2-4
Zhao, Dan	MoP 5
Zhao, Huaizhou	WeF2-4
Zhao, Jun	TuA1-1
Zhao, Yang	TuP 43
Zhao, Yue	TuP 124
Zhao, Yusheng	ThD1-1
Zhili, Dong	MoP 83
Zhou, H. D.	ThC2-3
Zhou, H. D.	TuP 1
Zhu, H.	MoC2-5
Zhu, Jian-Xin	ThC1-1
Zimmer, Oliver	WeP 23
Zivkovic, I.	TuP 103
Živković, Ivica	ThA1-7